

**GOVERNMENT OF INDIA  
MINISTRY OF STATISTICS AND PROGRAMME IMPLEMENTATION  
CENTRAL STATISTICS OFFICE**

Dated the 14<sup>th</sup> May, 2018  
24, Vaisakha, Saka 1940

**PRESS RELEASE**

**CONSUMER PRICE INDEX NUMBERS ON BASE 2012=100 FOR RURAL,  
URBAN AND COMBINED FOR THE MONTH OF APRIL 2018**

The Central Statistics Office (CSO), Ministry of Statistics and Programme Implementation has revised the Base Year of the Consumer Price Index (CPI) from 2010=100 to 2012=100 with effect from the release of indices for the month of January 2015.

2. In this press note, the CPI (Rural, Urban, Combined) on **Base 2012=100** is being released for the month of April 2018. In addition to this, Consumer Food Price Index (CFPI) for all India Rural, Urban and Combined are also being released for April 2018. All India Inflation rates (*on point to point basis i.e. current month over same month of last year, i.e., April 2018 over April 2017*), based on General Indices and CFPIs are given as follows:

**All India Inflation rates (%) based on CPI (General) and CFPI**

| Indices       | April 2018 (Prov.) |       |         | March 2018 (Final) |       |         | April 2017 (Final) |       |         |
|---------------|--------------------|-------|---------|--------------------|-------|---------|--------------------|-------|---------|
|               | Rural              | Urban | Combnd. | Rural              | Urban | Combnd. | Rural              | Urban | Combnd. |
| CPI (General) | 4.67               | 4.42  | 4.58    | 4.44               | 4.12  | 4.28    | 3.02               | 3.03  | 2.99    |
| CFPI          | 3.56               | 1.29  | 2.80    | 3.71               | 1.22  | 2.81    | 0.69               | 0.46  | 0.61    |

**Notes: Prov. - Provisional, Combnd. - Combined**

3. Monthly changes in the General Indices and CFPIs are given below:

**Monthly changes (%) in All India CPI (General) and CFPI: Apr. 2018 over Mar. 2018**

| Indices       | Rural       |        |          | Urban       |        |          | Combined    |        |          |
|---------------|-------------|--------|----------|-------------|--------|----------|-------------|--------|----------|
|               | Index Value |        | % Change | Index Value |        | % Change | Index Value |        | % Change |
|               | Apr.18      | Mar.18 |          | Apr.18      | Mar.18 |          | Apr.18      | Mar.18 |          |
| CPI (General) | 139.1       | 138.7  | 0.29     | 134.8       | 134.0  | 0.60     | 137.1       | 136.5  | 0.44     |
| CFPI          | 136.9       | 137.1  | -0.15    | 133.7       | 132.7  | 0.75     | 135.8       | 135.5  | 0.22     |

**Note: Figures of April 2018 are provisional.**

4. Provisional indices for the month of April 2018 and also the final indices for March 2018 are being released with this note for all-India and for State/UTs. All-India provisional General (all-groups), Group and Sub-group level CPI and CFPI numbers for April 2018 for Rural, Urban and Combined are given in Annexure I. The inflation rates of important categories of items are given in Annexure II. State/UT wise provisional General CPI numbers for Rural, Urban and Combined are given in Annexure III. Inflation rates of major States, having population more than 50 lakhs as per population Census 2011, are given in Annexure IV. State/UT-wise Group CPIs are available on the Ministry's website ([www.mospi.gov.in](http://www.mospi.gov.in)).

5. Price data are collected from selected towns by the Field Operations Division of NSSO and from selected villages by the Department of Posts. Price data are received through web portals, maintained by the National Informatics Centre.

*Next date of release: 12<sup>th</sup> June 2018 (Tuesday) for May 2018.*


Annexure I

All India Consumer Price Indices  
(Base: 2012=100)

| Group Code                        | Sub-group Code | Description                         | Rural         |                       |                       | Urban         |                       |                       | Combined      |                       |                       |
|-----------------------------------|----------------|-------------------------------------|---------------|-----------------------|-----------------------|---------------|-----------------------|-----------------------|---------------|-----------------------|-----------------------|
|                                   |                |                                     | Weights       | Mar. 18 Index (Final) | Apr. 18 Index (Prov.) | Weights       | Mar. 18 Index (Final) | Apr. 18 Index (Prov.) | Weights       | Mar. 18 Index (Final) | Apr. 18 Index (Prov.) |
| (1)                               | (2)            | (3)                                 | (4)           | (5)                   | (6)                   | (7)           | (8)                   | (9)                   | (10)          | (11)                  | (12)                  |
|                                   | 1.1.01         | Cereals and products                | 12.35         | 136.8                 | 137.1                 | 6.59          | 135.0                 | 135.0                 | 9.67          | 136.2                 | 136.4                 |
|                                   | 1.1.02         | Meat and fish                       | 4.38          | 143.8                 | 144.4                 | 2.73          | 143.1                 | 144.3                 | 3.61          | 143.6                 | 144.4                 |
|                                   | 1.1.03         | Egg                                 | 0.49          | 140.0                 | 136.0                 | 0.36          | 135.5                 | 130.8                 | 0.43          | 138.3                 | 134.0                 |
|                                   | 1.1.04         | Milk and products                   | 7.72          | 142.0                 | 142.4                 | 5.33          | 139.9                 | 140.2                 | 6.61          | 141.2                 | 141.6                 |
|                                   | 1.1.05         | Oils and fats                       | 4.21          | 123.2                 | 123.4                 | 2.81          | 116.5                 | 116.6                 | 3.56          | 120.7                 | 120.9                 |
|                                   | 1.1.06         | Fruits                              | 2.88          | 152.9                 | 156.2                 | 2.90          | 138.5                 | 150.1                 | 2.89          | 146.2                 | 153.4                 |
|                                   | 1.1.07         | Vegetables                          | 7.46          | 138.0                 | 134.9                 | 4.41          | 128.0                 | 127.6                 | 6.04          | 134.6                 | 132.4                 |
|                                   | 1.1.08         | Pulses and products                 | 2.95          | 129.3                 | 128.3                 | 1.73          | 115.5                 | 114.0                 | 2.38          | 124.6                 | 123.5                 |
|                                   | 1.1.09         | Sugar and Confectionery             | 1.70          | 117.1                 | 115.3                 | 0.97          | 114.2                 | 110.6                 | 1.36          | 116.1                 | 113.7                 |
|                                   | 1.1.10         | Spices                              | 3.11          | 136.3                 | 137.2                 | 1.79          | 140.7                 | 140.2                 | 2.50          | 137.8                 | 138.2                 |
|                                   | 1.2.11         | Non-alcoholic beverages             | 1.37          | 131.2                 | 131.9                 | 1.13          | 126.2                 | 126.5                 | 1.26          | 129.1                 | 129.6                 |
|                                   | 1.1.12         | Prepared meals, snacks, sweets etc. | 5.56          | 152.8                 | 153.8                 | 5.54          | 147.6                 | 148.3                 | 5.55          | 150.4                 | 151.2                 |
| <b>1</b>                          |                | <b>Food and beverages</b>           | <b>54.18</b>  | <b>138.6</b>          | <b>138.5</b>          | <b>36.29</b>  | <b>134.8</b>          | <b>135.7</b>          | <b>45.86</b>  | <b>137.2</b>          | <b>137.5</b>          |
| <b>2</b>                          |                | <b>Pan, tobacco and intoxicants</b> | <b>3.26</b>   | <b>155.1</b>          | <b>156.1</b>          | <b>1.36</b>   | <b>159.7</b>          | <b>159.2</b>          | <b>2.38</b>   | <b>156.3</b>          | <b>156.9</b>          |
|                                   | 3.1.01         | Clothing                            | 6.32          | 149.2                 | 150.1                 | 4.72          | 136.7                 | 137.8                 | 5.58          | 144.3                 | 145.3                 |
|                                   | 3.1.02         | Footwear                            | 1.04          | 143.0                 | 143.3                 | 0.85          | 126.7                 | 127.5                 | 0.95          | 136.2                 | 136.7                 |
| <b>3</b>                          |                | <b>Clothing and footwear</b>        | <b>7.36</b>   | <b>148.3</b>          | <b>149.2</b>          | <b>5.57</b>   | <b>135.2</b>          | <b>136.2</b>          | <b>6.53</b>   | <b>143.1</b>          | <b>144.0</b>          |
| <b>4</b>                          |                | <b>Housing</b>                      | -             | -                     | -                     | <b>21.67</b>  | <b>142.0</b>          | <b>142.9</b>          | <b>10.07</b>  | <b>142.0</b>          | <b>142.9</b>          |
| <b>5</b>                          |                | <b>Fuel and light</b>               | <b>7.94</b>   | <b>142.6</b>          | <b>143.9</b>          | <b>5.58</b>   | <b>126.4</b>          | <b>124.6</b>          | <b>6.84</b>   | <b>136.5</b>          | <b>136.6</b>          |
|                                   | 6.1.01         | Household goods and services        | 3.75          | 139.9                 | 140.9                 | 3.87          | 130.8                 | 131.8                 | 3.80          | 135.6                 | 136.6                 |
|                                   | 6.1.02         | Health                              | 6.83          | 136.7                 | 137.6                 | 4.81          | 130.5                 | 131.3                 | 5.89          | 134.3                 | 135.2                 |
|                                   | 6.1.03         | Transport and communication         | 7.60          | 124.6                 | 125.3                 | 9.73          | 117.8                 | 118.9                 | 8.59          | 121.0                 | 121.9                 |
|                                   | 6.1.04         | Recreation and amusement            | 1.37          | 135.1                 | 136.0                 | 2.04          | 126.8                 | 127.6                 | 1.68          | 130.4                 | 131.3                 |
|                                   | 6.1.05         | Education                           | 3.46          | 142.7                 | 143.6                 | 5.62          | 137.8                 | 139.7                 | 4.46          | 139.8                 | 141.3                 |
|                                   | 6.1.06         | Personal care and effects           | 4.25          | 129.3                 | 130.4                 | 3.47          | 126.7                 | 127.6                 | 3.89          | 128.2                 | 129.2                 |
| <b>6</b>                          |                | <b>Miscellaneous</b>                | <b>27.26</b>  | <b>133.3</b>          | <b>134.2</b>          | <b>29.53</b>  | <b>127.1</b>          | <b>128.2</b>          | <b>28.32</b>  | <b>130.3</b>          | <b>131.3</b>          |
| <b>General Index (All Groups)</b> |                |                                     | <b>100.00</b> | <b>138.7</b>          | <b>139.1</b>          | <b>100.00</b> | <b>134.0</b>          | <b>134.8</b>          | <b>100.00</b> | <b>136.5</b>          | <b>137.1</b>          |
| <b>Consumer Food Price Index</b>  |                |                                     | <b>47.25</b>  | <b>137.1</b>          | <b>136.9</b>          | <b>29.62</b>  | <b>132.7</b>          | <b>133.7</b>          | <b>39.06</b>  | <b>135.5</b>          | <b>135.8</b>          |

Notes:

1. Prov. : Provisional.
2. - : CPI (Rural) for housing is not compiled.
3. The weights are indicative to show relative importance of groups and sub-groups. However, all India indices have been compiled as weighted average of State indices.




**Annexure II**  
**All India annual inflation rates (%) for April 2018 (Provisional)**  
**(Base: 2012=100)**

| Group Code                        | Sub-group Code | Description                         | Rural                 |                       |                    | Urban                 |                       |                    | Combined              |                       |                    |
|-----------------------------------|----------------|-------------------------------------|-----------------------|-----------------------|--------------------|-----------------------|-----------------------|--------------------|-----------------------|-----------------------|--------------------|
|                                   |                |                                     | Apr. 17 Index (Final) | Apr. 18 Index (Prov.) | Inflation Rate (%) | Apr. 17 Index (Final) | Apr. 18 Index (Prov.) | Inflation Rate (%) | Apr. 17 Index (Final) | Apr. 18 Index (Prov.) | Inflation Rate (%) |
| (1)                               | (2)            | (3)                                 | (4)                   | (5)                   | (6)                | (7)                   | (8)                   | (9)                | (10)                  | (11)                  | (12)               |
|                                   | 1.1.01         | Cereals and products                | 133.2                 | 137.1                 | 2.93               | 132.7                 | 135.0                 | 1.73               | 133.0                 | 136.4                 | 2.56               |
|                                   | 1.1.02         | Meat and fish                       | 138.7                 | 144.4                 | 4.11               | 140.6                 | 144.3                 | 2.63               | 139.4                 | 144.4                 | 3.59               |
|                                   | 1.1.03         | Egg                                 | 127.1                 | 136.0                 | 7.00               | 124.5                 | 130.8                 | 5.06               | 126.1                 | 134.0                 | 6.26               |
|                                   | 1.1.04         | Milk and products                   | 137.7                 | 142.4                 | 3.41               | 136.3                 | 140.2                 | 2.86               | 137.2                 | 141.6                 | 3.21               |
|                                   | 1.1.05         | Oils and fats                       | 121.3                 | 123.4                 | 1.73               | 113.5                 | 116.6                 | 2.73               | 118.4                 | 120.9                 | 2.11               |
|                                   | 1.1.06         | Fruits                              | 141.8                 | 156.2                 | 10.16              | 137.7                 | 150.1                 | 9.01               | 139.9                 | 153.4                 | 9.65               |
|                                   | 1.1.07         | Vegetables                          | 121.5                 | 134.9                 | 11.03              | 127.1                 | 127.6                 | 0.39               | 123.4                 | 132.4                 | 7.29               |
|                                   | 1.1.08         | Pulses and products                 | 144.5                 | 128.3                 | -11.21             | 133.8                 | 114.0                 | -14.80             | 140.9                 | 123.5                 | -12.35             |
|                                   | 1.1.09         | Sugar and Confectionery             | 117.4                 | 115.3                 | -1.79              | 120.8                 | 110.6                 | -8.44              | 118.5                 | 113.7                 | -4.05              |
|                                   | 1.1.10         | Spices                              | 134.1                 | 137.2                 | 2.31               | 141.3                 | 140.2                 | -0.78              | 136.5                 | 138.2                 | 1.25               |
|                                   | 1.2.11         | Non-alcoholic beverages             | 130.0                 | 131.9                 | 1.46               | 123.8                 | 126.5                 | 2.18               | 127.4                 | 129.6                 | 1.73               |
|                                   | 1.1.12         | Prepared meals, snacks, sweets etc. | 145.5                 | 153.8                 | 5.70               | 142.6                 | 148.3                 | 4.00               | 144.2                 | 151.2                 | 4.85               |
| <b>1</b>                          |                | <b>Food and beverages</b>           | <b>133.5</b>          | <b>138.5</b>          | <b>3.75</b>        | <b>133.4</b>          | <b>135.7</b>          | <b>1.72</b>        | <b>133.5</b>          | <b>137.5</b>          | <b>3.00</b>        |
| <b>2</b>                          |                | <b>Pan, tobacco and intoxicants</b> | <b>144.4</b>          | <b>156.1</b>          | <b>8.10</b>        | <b>148.0</b>          | <b>159.2</b>          | <b>7.57</b>        | <b>145.4</b>          | <b>156.9</b>          | <b>7.91</b>        |
|                                   | 3.1.01         | Clothing                            | 142.4                 | 150.1                 | 5.41               | 131.2                 | 137.8                 | 5.03               | 138.0                 | 145.3                 | 5.29               |
|                                   | 3.1.02         | Footwear                            | 136.8                 | 143.3                 | 4.75               | 123.0                 | 127.5                 | 3.66               | 131.1                 | 136.7                 | 4.27               |
| <b>3</b>                          |                | <b>Clothing and footwear</b>        | <b>141.6</b>          | <b>149.2</b>          | <b>5.37</b>        | <b>130.0</b>          | <b>136.2</b>          | <b>4.77</b>        | <b>137.0</b>          | <b>144.0</b>          | <b>5.11</b>        |
| <b>4</b>                          |                | <b>Housing</b>                      | -                     | -                     | -                  | <b>131.7</b>          | <b>142.9</b>          | <b>8.50</b>        | <b>131.7</b>          | <b>142.9</b>          | <b>8.50</b>        |
| <b>5</b>                          |                | <b>Fuel and light</b>               | <b>135.0</b>          | <b>143.9</b>          | <b>6.59</b>        | <b>121.4</b>          | <b>124.6</b>          | <b>2.64</b>        | <b>129.8</b>          | <b>136.6</b>          | <b>5.24</b>        |
|                                   | 6.1.01         | Household goods and services        | 134.3                 | 140.9                 | 4.91               | 126.0                 | 131.8                 | 4.60               | 130.4                 | 136.6                 | 4.75               |
|                                   | 6.1.02         | Health                              | 131.0                 | 137.6                 | 5.04               | 123.4                 | 131.3                 | 6.40               | 128.1                 | 135.2                 | 5.54               |
|                                   | 6.1.03         | Transport and communication         | 119.2                 | 125.3                 | 5.12               | 114.3                 | 118.9                 | 4.02               | 116.6                 | 121.9                 | 4.55               |
|                                   | 6.1.04         | Recreation and amusement            | 128.3                 | 136.0                 | 6.00               | 122.6                 | 127.6                 | 4.08               | 125.1                 | 131.3                 | 4.96               |
|                                   | 6.1.05         | Education                           | 135.7                 | 143.6                 | 5.82               | 133.6                 | 139.7                 | 4.57               | 134.5                 | 141.3                 | 5.06               |
|                                   | 6.1.06         | Personal care and effects           | 123.7                 | 130.4                 | 5.42               | 122.2                 | 127.6                 | 4.42               | 123.1                 | 129.2                 | 4.96               |
| <b>6</b>                          |                | <b>Miscellaneous</b>                | <b>127.5</b>          | <b>134.2</b>          | <b>5.25</b>        | <b>122.5</b>          | <b>128.2</b>          | <b>4.65</b>        | <b>125.1</b>          | <b>131.3</b>          | <b>4.96</b>        |
| <b>General Index (All Groups)</b> |                |                                     | <b>132.9</b>          | <b>139.1</b>          | <b>4.67</b>        | <b>129.1</b>          | <b>134.8</b>          | <b>4.42</b>        | <b>131.1</b>          | <b>137.1</b>          | <b>4.58</b>        |
| <b>Consumer Food Price Index</b>  |                |                                     | <b>132.2</b>          | <b>136.9</b>          | <b>3.56</b>        | <b>132.0</b>          | <b>133.7</b>          | <b>1.29</b>        | <b>132.1</b>          | <b>135.8</b>          | <b>2.80</b>        |

**Notes:**

1. Prov. : Provisional.
2. - : CPI (Rural) for housing is not compiled.




**Annexure III**

**State/UT wise General Consumer Price Indices  
(Base: 2012=100)**

| State/<br>UT<br>Code | Name of the<br>State/UT      | Rural   |                             |                             | Urban   |                             |                             | Combined |                             |                             |
|----------------------|------------------------------|---------|-----------------------------|-----------------------------|---------|-----------------------------|-----------------------------|----------|-----------------------------|-----------------------------|
|                      |                              | Weights | Mar. 18<br>Index<br>(Final) | Apr. 18<br>Index<br>(Prov.) | Weights | Mar. 18<br>Index<br>(Final) | Apr. 18<br>Index<br>(Prov.) | Weights  | Mar. 18<br>Index<br>(Final) | Apr. 18<br>Index<br>(Prov.) |
| (1)                  | (2)                          | (3)     | (4)                         | (5)                         | (6)     | (7)                         | (8)                         | (9)      | (10)                        | (11)                        |
| 01                   | Jammu & Kashmir              | 1.14    | 147.2                       | 147.3                       | 0.72    | 134.5                       | 135.4                       | 0.94     | 142.7                       | 143.1                       |
| 02                   | Himachal Pradesh             | 1.03    | 139.4                       | 139.8                       | 0.26    | 132.7                       | 133.7                       | 0.67     | 138.2                       | 138.7                       |
| 03                   | Punjab                       | 3.31    | 135.7                       | 136.0                       | 3.09    | 129.4                       | 130.5                       | 3.21     | 132.9                       | 133.5                       |
| 04                   | Chandigarh                   | 0.02    | 138.3                       | 139.0                       | 0.34    | 130.4                       | 132.8                       | 0.17     | 130.8                       | 133.2                       |
| 05                   | Uttarakhand                  | 1.06    | 131.5                       | 131.4                       | 0.73    | 129.0                       | 129.5                       | 0.91     | 130.6                       | 130.7                       |
| 06                   | Haryana                      | 3.30    | 135.2                       | 135.1                       | 3.35    | 132.1                       | 133.1                       | 3.32     | 133.7                       | 134.2                       |
| 07                   | Delhi                        | 0.28    | 131.8                       | 131.4                       | 5.64    | 137.5                       | 137.1                       | 2.77     | 137.2                       | 136.8                       |
| 08                   | Rajasthan                    | 6.63    | 137.7                       | 137.8                       | 4.23    | 135.6                       | 136.6                       | 5.51     | 137.0                       | 137.4                       |
| 09                   | Uttar Pradesh                | 14.83   | 133.4                       | 134.0                       | 9.54    | 135.3                       | 135.9                       | 12.37    | 134.1                       | 134.7                       |
| 10                   | Bihar                        | 8.21    | 139.6                       | 139.7                       | 1.62    | 133.6                       | 133.3                       | 5.14     | 138.7                       | 138.8                       |
| 11                   | Sikkim                       | 0.06    | 147.5                       | 150.5                       | 0.03    | 141.9                       | 142.2                       | 0.05     | 145.7                       | 147.8                       |
| 12                   | Arunachal Pradesh            | 0.14    | 147.9                       | 150.1                       | 0.06    | --                          | --                          | 0.10     | --                          | --                          |
| 13                   | Nagaland                     | 0.14    | 149.2                       | 150.5                       | 0.12    | 135.2                       | 135.1                       | 0.13     | 143.2                       | 144.0                       |
| 14                   | Manipur                      | 0.23    | 163.2                       | 165.7                       | 0.12    | 132.7                       | 133.6                       | 0.18     | 153.5                       | 155.5                       |
| 15                   | Mizoram                      | 0.07    | 139.5                       | 138.7                       | 0.13    | 127.7                       | 128.4                       | 0.10     | 132.3                       | 132.4                       |
| 16                   | Tripura                      | 0.35    | 145.2                       | 145.7                       | 0.14    | 138.7                       | 139.4                       | 0.25     | 143.5                       | 144.1                       |
| 17                   | Meghalaya                    | 0.28    | 139.5                       | 139.0                       | 0.15    | 128.2                       | 128.4                       | 0.22     | 136.0                       | 135.7                       |
| 18                   | Assam                        | 2.63    | 137.1                       | 137.9                       | 0.79    | 131.2                       | 132.3                       | 1.77     | 135.9                       | 136.7                       |
| 19                   | West Bengal                  | 6.99    | 140.8                       | 141.3                       | 7.20    | 136.5                       | 136.6                       | 7.09     | 138.8                       | 139.1                       |
| 20                   | Jharkhand                    | 1.96    | 142.0                       | 142.9                       | 1.39    | 131.5                       | 132.3                       | 1.69     | 138.0                       | 138.9                       |
| 21                   | Odisha                       | 2.93    | 140.6                       | 141.0                       | 1.31    | 131.0                       | 131.2                       | 2.18     | 137.9                       | 138.3                       |
| 22                   | Chhattisgarh                 | 1.68    | 139.5                       | 139.4                       | 1.22    | 133.8                       | 134.6                       | 1.46     | 137.3                       | 137.5                       |
| 23                   | Madhya Pradesh               | 4.93    | 132.6                       | 132.7                       | 3.97    | 133.5                       | 134.1                       | 4.48     | 133.0                       | 133.3                       |
| 24                   | Gujarat                      | 4.54    | 139.3                       | 140.0                       | 6.82    | 127.6                       | 128.6                       | 5.60     | 132.7                       | 133.5                       |
| 25                   | Daman & Diu                  | 0.02    | 161.9                       | 161.3                       | 0.02    | 129.2                       | 130.7                       | 0.02     | 148.2                       | 148.5                       |
| 26                   | Dadra & Nagar<br>Haveli      | 0.02    | 138.1                       | 135.6                       | 0.04    | 127.9                       | 129.1                       | 0.03     | 131.3                       | 131.3                       |
| 27                   | Maharashtra                  | 8.25    | 141.4                       | 142.1                       | 18.86   | 130.0                       | 131.2                       | 13.18    | 133.8                       | 134.9                       |
| 28                   | Andhra Pradesh               | 5.40    | 142.1                       | 142.4                       | 3.64    | 135.0                       | 135.3                       | 4.58     | 139.5                       | 139.8                       |
| 29                   | Karnataka                    | 5.09    | 139.2                       | 139.8                       | 6.81    | 139.3                       | 140.4                       | 5.89     | 139.3                       | 140.1                       |
| 30                   | Goa                          | 0.14    | 151.1                       | 152.0                       | 0.25    | 132.2                       | 132.8                       | 0.19     | 139.5                       | 140.2                       |
| 31                   | Lakshadweep                  | 0.01    | 132.3                       | 132.7                       | 0.01    | 128.8                       | 132.8                       | 0.01     | 130.5                       | 132.8                       |
| 32                   | Kerala                       | 5.50    | 142.5                       | 143.0                       | 3.46    | 139.7                       | 141.2                       | 4.55     | 141.5                       | 142.4                       |
| 33                   | Tamil Nadu                   | 5.55    | 140.6                       | 141.3                       | 9.20    | 137.9                       | 139.0                       | 7.25     | 139.0                       | 139.9                       |
| 34                   | Puducherry                   | 0.08    | 141.2                       | 141.5                       | 0.27    | 134.3                       | 135.4                       | 0.17     | 136.1                       | 137.0                       |
| 35                   | Andaman & Nicobar<br>Islands | 0.05    | 143.3                       | 145.1                       | 0.07    | 132.4                       | 134.2                       | 0.06     | 137.8                       | 139.6                       |
| 36                   | Telangana                    | 3.16    | 142.4                       | 143.1                       | 4.41    | 134.8                       | 135.4                       | 3.74     | 138.2                       | 138.9                       |
| 99                   | All India                    | 100.00  | 138.7                       | 139.1                       | 100.00  | 134.0                       | 134.8                       | 100.00   | 136.5                       | 137.1                       |

Notes:

1. Prov. : Provisional.
2. -- : indicates the receipt of price schedules is less than 80% of allocated schedules and therefore indices are not compiled.



**Annexure IV**

**Major State/UT wise annual inflation rates (%) for April 2018 (Provisional)  
(Base: 2012=100)**

| State/<br>UT<br>Code | Name of the<br>State/UT | Rural                       |                             |                          | Urban                       |                             |                          | Combined                    |                             |                          |
|----------------------|-------------------------|-----------------------------|-----------------------------|--------------------------|-----------------------------|-----------------------------|--------------------------|-----------------------------|-----------------------------|--------------------------|
|                      |                         | Apr. 17<br>Index<br>(Final) | Apr. 18<br>Index<br>(Prov.) | Inflation<br>Rate<br>(%) | Apr. 17<br>Index<br>(Final) | Apr. 18<br>Index<br>(Prov.) | Inflation<br>Rate<br>(%) | Apr. 17<br>Index<br>(Final) | Apr. 18<br>Index<br>(Prov.) | Inflation<br>Rate<br>(%) |
| (1)                  | (2)                     | (3)                         | (4)                         | (5)                      | (6)                         | (7)                         | (8)                      | (9)                         | (10)                        | (11)                     |
| 01                   | Jammu & Kashmir         | 138.6                       | 147.3                       | 6.28                     | 127.8                       | 135.4                       | 5.95                     | 134.8                       | 143.1                       | 6.16                     |
| 02                   | Himachal Pradesh        | 134.9                       | 139.8                       | 3.63                     | 126.0                       | 133.7                       | 6.11                     | 133.3                       | 138.7                       | 4.05                     |
| 03                   | Punjab                  | 129.6                       | 136.0                       | 4.94                     | 126.6                       | 130.5                       | 3.08                     | 128.3                       | 133.5                       | 4.05                     |
| 05                   | Uttarakhand             | 127.6                       | 131.4                       | 2.98                     | 121.2                       | 129.5                       | 6.85                     | 125.2                       | 130.7                       | 4.39                     |
| 06                   | Haryana                 | 130.8                       | 135.1                       | 3.29                     | 124.8                       | 133.1                       | 6.65                     | 128.0                       | 134.2                       | 4.84                     |
| 07                   | Delhi                   | 129.7                       | 131.4                       | 1.31                     | 133.6                       | 137.1                       | 2.62                     | 133.4                       | 136.8                       | 2.55                     |
| 08                   | Rajasthan               | 134.7                       | 137.8                       | 2.30                     | 130.0                       | 136.6                       | 5.08                     | 133.0                       | 137.4                       | 3.31                     |
| 09                   | Uttar Pradesh           | 128.9                       | 134.0                       | 3.96                     | 128.8                       | 135.9                       | 5.51                     | 128.9                       | 134.7                       | 4.50                     |
| 10                   | Bihar                   | 133.4                       | 139.7                       | 4.72                     | 125.1                       | 133.3                       | 6.55                     | 132.2                       | 138.8                       | 4.99                     |
| 18                   | Assam                   | 127.1                       | 137.9                       | 8.50                     | 128.4                       | 132.3                       | 3.04                     | 127.4                       | 136.7                       | 7.30                     |
| 19                   | West Bengal             | 130.6                       | 141.3                       | 8.19                     | 128.2                       | 136.6                       | 6.55                     | 129.5                       | 139.1                       | 7.41                     |
| 20                   | Jharkhand               | 135.4                       | 142.9                       | 5.54                     | 125.7                       | 132.3                       | 5.25                     | 131.7                       | 138.9                       | 5.47                     |
| 21                   | Odisha                  | 135.9                       | 141.0                       | 3.75                     | 126.7                       | 131.2                       | 3.55                     | 133.3                       | 138.3                       | 3.75                     |
| 22                   | Chhattisgarh            | 135.8                       | 139.4                       | 2.65                     | 125.7                       | 134.6                       | 7.08                     | 131.9                       | 137.5                       | 4.25                     |
| 23                   | Madhya Pradesh          | 127.7                       | 132.7                       | 3.92                     | 127.6                       | 134.1                       | 5.09                     | 127.7                       | 133.3                       | 4.39                     |
| 24                   | Gujarat                 | 135.9                       | 140.0                       | 3.02                     | 125.6                       | 128.6                       | 2.39                     | 130.1                       | 133.5                       | 2.61                     |
| 27                   | Maharashtra             | 134.8                       | 142.1                       | 5.42                     | 125.7                       | 131.2                       | 4.38                     | 128.7                       | 134.9                       | 4.82                     |
| 28                   | Andhra Pradesh          | 136.7                       | 142.4                       | 4.17                     | 131.1                       | 135.3                       | 3.20                     | 134.6                       | 139.8                       | 3.86                     |
| 29                   | Karnataka               | 136.2                       | 139.8                       | 2.64                     | 136.9                       | 140.4                       | 2.56                     | 136.6                       | 140.1                       | 2.56                     |
| 32                   | Kerala                  | 135.1                       | 143.0                       | 5.85                     | 134.0                       | 141.2                       | 5.37                     | 134.7                       | 142.4                       | 5.72                     |
| 33                   | Tamil Nadu              | 133.6                       | 141.3                       | 5.76                     | 133.1                       | 139.0                       | 4.43                     | 133.3                       | 139.9                       | 4.95                     |
| 36                   | Telangana               | 135.5                       | 143.1                       | 5.61                     | 132.1                       | 135.4                       | 2.50                     | 133.6                       | 138.9                       | 3.97                     |
| 99                   | <b>All India</b>        | <b>132.9</b>                | <b>139.1</b>                | <b>4.67</b>              | <b>129.1</b>                | <b>134.8</b>                | <b>4.42</b>              | <b>131.1</b>                | <b>137.1</b>                | <b>4.58</b>              |

Notes:

1. Prov. : Provisional.