

TWENTY POINT PROGRAMME-2006
PROGRESS REPORT
FOR
APRIL 2011-JANUARY, 2012



GOVERNMENT OF INDIA
MINISTRY OF STATISTICS AND PROGRAMME IMPLEMENTATION
SARDAR PATEL BHAWAN, SANSAD MARG,
NEW DELHI-110 001

Website: www.mospi.gov.in

CONTENTS

	Page No.
I. Introduction	i
II. List of Twenty Points	ii
III. List of Monthly Monitored Items	iii
IV. Status of receipt of targets for Monthly Monitored items	iv
V. List of items /parameters identified for appraisal	vii
VI. List of items under TPP-2006 yet to be operationalised	viii

PART-I

Overall Performance Analysis

VII. Progress Report	1
VIII. Highlights of Performance	2
Table - A - All India Performance	6
Table- B - State-wise Performance	7
Table- C - State -wise and Item-wise Performance	12

PART- II

Performance Tables

Table No.	Description of Item	
1	Employment Generation - <i>MGNREG</i> Scheme	22
2(A)	Swaranjayanti Gram Swarojgar Yojana (SGSY)	23
2(B)	SC, ST, Women and Disabled Swarozgaries Assisted under SGSY	25
3(A)	SHGs Formed under SGSY	26
3(B)	SHGs to whom income generating activities provided	28
4(A)	Distribution of Waste Land to the Landless	29
4(B)	Waste Land Distributed to SC, ST and others	30
5(A)	Minimum Wages Enforcement (Including Farm Labour)	31
	(i) Inspections made (ii) Irregularities detected (iii) Irregularities rectified	
5(B)	Minimum Wages Enforcement (Including Farm Labour)	32
	(i) Claims Filed (ii) Claims Settled	
5(c)	Minimum Wages Enforcement (Including Farm Labour)	33
	(i) Prosecution cases pending (ii) Prosecution cases filed (iii) Prosecution cases decided	
6(A)	<i>Food Security</i> : Targeted Public Distribution System (TPDS) for AAY, APL & BPL,	34
6(B)	<i>Food Security</i> : TPDS only for Antyodaya Anna Yojana (AAY)	36
6(C)	<i>Food Security</i> : TPDS only for Below Poverty Line (BPL)	38
7	Rural Housing - Indira Awaas Yojana (IAY)	40

Contd...

Table No.	Description of Item	Page No.
8	EWS/LIG Houses in Urban Areas	42
9	<i>Rural Areas- National Rural Drinking Water Programme (NRDWP)</i>	
9(A)	Coverage of Habitations (Partially Covered & Slipped back)	44
9(B)	Coverage of Water Quality Affected Habitations	46
10	Sanitation Programme in Rural Areas	48
11	Institutional Delivery	49
12	SC Families Assisted	50
13	Universalization of ICDS Scheme	52
14	Functional Anganwadis	54
15	No. of Urban Poor Families Assisted under Seven Point Charter	56
16(A)	Afforestation- Area Covered under Plantation- (Public and Forest Lands)	58
16(B)	<i>Afforestation: Seedlings Planted – (Public and Forest Lands)</i>	60
17	Rural Roads Constructed under (PMGSY)	62
18	Village Electrified under Rajiv Gandhi Grameen Vidyutikaran Yojana (RGGVY)	64
19	Energising Pump sets	66
20	Supply of Electricity	68
Annexures		
○	List of 65 items to be monitored under TPP-2006	Annexure – I 70-72
○	Abbreviations used	Annexure - II 73

Twenty Point Programme – 2006

An Introduction

The Twenty Point Programme (TPP) was launched by the Government of India in the year 1975 and restructured in 1982, 1986 and again in 2006. The restructured programme, known as Twenty Point Programme (TPP) – 2006, became operational with effect from 1st April, 2007. The Programme is meant to give a thrust to schemes relating to poverty alleviation, employment generation in rural areas, housing, education, family welfare & health, protection of environment and many other schemes having a bearing on the quality of life, especially in the rural areas.

2. The programmes and schemes under the TPP-2006 are in harmony with the priorities contained in the Millennium Development Goals (MDGs) of the United Nations and SAARC Social Charter. The original nomenclature, namely the Twenty Point Programme, which has been in existence for more than three decades and carries the stamp of familiarity among the people and administrative agencies, has been retained.

3. Twenty Point Programme (TPP) – 2006 originally consisted of 20 Points (*Appendix-1*) and 66 items being monitored individually by Central Nodal Ministries concerned. Up to 2007-08, out of 66 items, 22 items were monitored on monthly basis. From 1st April, 2008 *Sampoorna Grameen Rojgar Yojana* (SGRY) has been merged with another item namely “*National Rural Employment Guarantee Act*” which has now been renamed as *Mahatma Gandhi National Rural Employment Guarantee Act from 31st December, 2009* therefore, SGRY has been dropped from the list of 66 items and only 65 items are now monitored under TPP-2006 since 2008-09. The list of 65 items is enclosed at *Annexure-I*.

4. Out of 65 items, 20 items (information in respect of 16 items is being collected from various States/ UTs and for remaining 4 items from the concerned Central Nodal Ministries) are being monitored on monthly basis during the period 2011-12 against the targets fixed at the beginning of financial year by the central nodal Ministries and State Governments (*Appendix-2&3*). The remaining items under TPP-2006, are being monitored on annual basis as the information in respect of these items will be made available by the concerned Central Nodal Ministries only on annual basis. These 65 items consist of about 160 identified parameters, however for the purpose of monthly performance, 19 identified parameters have been taken (*Appendix-4*).

5. Some of the schemes/programmes are yet to be operationalised by the Central Nodal Ministries concerned. These items will be monitored only after the schemes concerning them come into existence and their frequency of monitoring will be decided later. The details of such items are available at *Appendix-5*.

6. The monitoring mechanism for TPP-2006 has been widened by including block level monitoring in addition to District, State and Central level monitoring. Most of the States/Union Territories have constituted the block, district and state level monitoring committees. At the Centre, the progress of individual items is monitored and reviewed by the Departments/Ministries concerned. The Ministry of Statistics & Programme Implementation (MOSPI) monitors the Programme/ schemes covered under TPP-2006 on the basis of performance report received from State Governments/UT Administrations and central nodal Ministries.

Twenty Point Programme – 2006

List of Twenty Points

1. Garibi Hatao [Poverty Eradication]
2. Jan Shakti [Power to People]
3. Kisan Mitra [Support to Farmers]
4. Shramik Kalyan [Labour Welfare]
5. Khadya Suraksha [Food Security]
6. Subke Liye Aawas [Housing for All]
7. Shudh Peya Jal [Clean Drinking Water]
8. Jan Jan Ka Swasthya [Health for All]
9. Sabke Liye Shiksha [Education for All]
10. Anusuchit Jaati, Jan Jaati, Alp-sankhyak evam Anya Pichhra Varg Kalyan [Welfare of Scheduled Castes, Scheduled Tribes, Minorities and OBCs]
11. Mahila Kalyan [Women Welfare]
12. Bal Kalyan [Child Welfare]
13. Yuva Vikas [Youth Development]
14. Basti Sudhar [Improvement of Slums]
15. Paryavaran Sanrakshan evam Van Vridhi [Environment Protection and Afforestation]
16. Samajik Suraksha [Social Security]
17. Grameen Sadak [Rural Roads]
18. Grameen Oorja [Energization of Rural Area]
19. Pichhara Kshetra Vikas [Development of Backward Areas]
20. e- Shasan [IT enabled e-Governance]

Twenty Point Programme – 2006

Monthly Monitored Items

1. Employment Generation under the *Mahatma Gandhi National Rural Employment Guarantee Scheme (MGNREGA)*
2. Swaranjayanti Gram Swarojgar Yojana (SGSY)
3. ***Self help Groups:***
 - (i) Self help Groups formed under SGSY
 - (ii) SHGs to whom income generating activities provided under SGSY
4. Distribution of Waste land to landless
5. Minimum Wages Enforcement (Including Farm Labour)
6. ***Food Security:***
 - (i) Targeted Public Distribution System (TPDS) for AAY, APL& BPL,
 - (ii) *TPDS* only for Antyodaya Anna Yojana (AAY)
 - (iii) *TPDS* only for Below Poverty Line (BPL)
7. Rural Housing for Indira Awaas Yojana (IAY)
8. EWS/LIG Houses in Urban Areas
9. ***Rural Areas-*** National Rural Drinking Water Programme- (NRDWP)
 - (i) Coverage of Habitations (Partially Covered & Slipped back)- (*NRDWP*)
 - (ii) Coverage of Water Quality Affected Habitations – (*NRDWP*)
10. Sanitation Programme in Rural Areas
11. Institutional Delivery
12. SC Families Assisted
13. Universalisation of ICDS Scheme
14. Functional Anganwadis
15. Number of Urban poor families assisted under seven point charter viz. land tenure, housing at affordable cost, water, sanitation, health, education, and social security.
16. ***Afforestation:***
 - (a) Area Covered under Plantation on - Public and Forest Lands
 - (b) Number of Seedlings planted on -Public and Forest Lands
17. Rural Roads constructed under Prime Minister Grameen Sadak Yojana (PMGSY)
18. Village Electrified under Rajiv Gandhi Grameen Vidyutikaran Yojana (RGGVY)
19. Energising Pump sets and
20. Supply of Electricity

STATUS OF RECEIPT OF TARGETS FOR MONTHLY MONITORED ITEMS UNDER TPP-2006

Item No.	Name of the item	Parameter	Parameters/ indicators	Whether State-wise targets fixed by the concerned Administrative Ministries	Whether targets have been received	Nodal Ministry
1	Employment Generation under the <i>Mahatma Gandhi National Rural Employment Guarantee Scheme</i>	-	(i) No. of job card issued (ii) Employment generated (iii) Wages given	Targets not fixed */ not supplied by Administrative Ministry	-	Ministry of Rural Development
2	Swaranjayanti Gram Swarozgar Yojana (SGSY)	1	<i>Individual Swarozgaries Assisted</i> (i) Total (ii) SC (iii) ST (iv) Women (v) Disabled person	Targets fixed & received from Administrative Ministry	Yes	-do-
3	Self help Groups	2	SHGs under SGSY - SHGs formed - SHGs to whom income generating activities provided	Targets not fixed */ not supplied by Administrative Ministry Targets fixed & received from Administrative Ministry	- Yes	-do- -do-
4	Distribution of waste land to the landless	-	Waste Land Distributed (i) Total (ii) SC (iii) ST (iv) Others	Targets not fixed */ not supplied by Administrative Ministry	-	-d
5	Minimum Wages Enforcement (including Farm Labour)	-	(a) <i>Agriculture and Farm workers</i> (i) Inspections made (ii) Irregularities detected (iii) Irregularities rectified (iv) Claims filed (v) claims settled (vi) Prosecution cases pending (vii) Prosecution cases filed (viii) Prosecution cases decided (b) <i>others</i>	Targets not fixed */ not supplied by Administrative Ministry	-	Ministry of Labour & Employment

Item No.	Name of the item	Parameter	Parameters/ indicators	Whether State-wise targets fixed by the concerned Administrative Ministries	Whether targets have been received	Nodal Ministry
6	Food Security: (i) Targeted Public Distribution System (AAY+APL+BPL) (ii) Antyodaya Anna Yojana (AAY) (iii) Below Poverty Line (BPL)	3	Allocation of Food Grains to States/UTs	Targets fixed & received from Administrative Ministry	Yes	Ministry of Consumer Affairs, Food & Public Distribution -do- -do-
		4	Allocation of Food Grains to States/UTs	-do-	Yes	
		5	Allocation of Food Grains to States/UTs	-do-	Yes	
7	Rural Housing - Indira Awaas Yojana (IAY)	6	Houses Constructed	Targets fixed & received from Administrative Ministry	Yes	Ministry of Rural Development
8	EWS/LIG Houses in Urban Areas	7	Houses Constructed	Targets fixed & received from Administrative Ministry	Yes	M/o Housing and Urban Poverty Alleviation
9	Rural Areas - <i>National Rural Drinking Water Programme</i> -(NRDWP)	8	(i) Coverage of Habitations (Partially Covered & Slipped back)- (NRDWP)	Targets fixed & received from Administrative Ministry	Yes	Ministry of Drinking Water and Sanitation -do-
		9	(ii) Coverage of water quality affected habitations – (NRDWP)	Targets fixed & received from Administrative Ministry	Yes	
10.	Sanitation Programme in Rural Areas	-	Individual Household latrines constructed	Targets not fixed */ not supplied by Administrative Ministry	-	Ministry of Drinking Water and Sanitation
11.	Institutional Delivery	-	Delivery in Institutions	Targets not fixed */ not supplied by Administrative Ministry	-	Ministry of Health & Family Welfare
12.	SC Families Assisted	10	SC Families Assisted	Targets received from Administrative Ministry & yet to be finalized. **	Yes	M/o Social Justice and Empowerment
13.	Universalisation of ICDS Scheme	11	ICDS Blocks Operational (Cumulative)	Targets fixed & received from Administrative Ministry	Yes	Ministry of Women and Child Development

** The matter yet to be finalized.

Item No.	Name of the item	Parameter	Parameters/ indicators	Whether State-wise targets fixed by the concerned Administrative Ministries	Whether targets have been received	Nodal Ministry
14.	Functional Anganwadis	12	Anganwadis Functional (cumulative)	Targets fixed & received from Administrative Ministry	Yes	Ministry of Women and Child Development
15.	Number of Urban poor families assisted under seven point charter viz. land tenure, housing at affordable cost, water, sanitation, health, education, and social security.	13	Poor Families Assisted	Targets fixed & received from Administrative Ministry	Yes	M/o Housing and Urban Poverty Alleviation
16	Afforestation: (a) Area Covered under Plantation on - Public and Forest Lands (b) Number of Seedlings planted on -Public and Forest Lands	14	(a) Area Covered under Plantation on - Public and Forest Lands	Targets fixed & received from Administrative Ministry	Yes	Ministry of Environment and Forest
		15	(b)Number of Seedlings	Targets fixed & received from Administrative Ministry	Yes	-do-
17.	Rural Roads – PMGSY	16	Length of Road Constructed	Targets fixed & received from Administrative Ministry	Yes	Ministry of Rural Development
18.	Rajiv Gandhi Grameen Vidyutikaran Yojana (RGGVY)	17	Villages electrified	Targets fixed & received from Administrative Ministry	Yes	Ministry of Power
19.	Energising Pump sets	18	Pumpsets Energised	Targets fixed & received from Administrative Ministry	Yes Targets of 12 States have been received so far	-do-
20	Supply of Electricity	19	Electricity demanded	Targets fixed & received from Administrative Ministry	Yes	-do-

** These items where Administrative Ministries have not fixed State-wise targets are not monitored for appraisal on monthly basis (only 19 parameters being monitored on monthly basis form the basis of State-wise appraisal) since these are monitored without fixing of targets with reference to actual achievements as these are demand driven based.*

Twenty Point Programme – 2006

Items/Parameters identified for appraisal

For the purpose of monthly appraisal, the performance of States under TPP-2006 is evaluated on the following 19 Parameters, contained in 15 Items and as per State/UT wise targets fixed by the Central Administrative Ministries.

Items	Para- meters	Description of Item
1	1	Total No. of Individual Swarozgaries Assisted under SGSY
2	2	SHGs to whom income generating activities provided under SGSY
3	-	Food Security:
	3	(i) Targeted Public Distribution System (TPDS) for AAY,APL&BPL,
	4	(ii) TPDS only for Antyodaya Anna Yojana (AAY)
	5	(iii) TPDS only for Below Poverty Line (BPL)
4	6	Rural Housing under Indira Awaas Yojana (IAY)
5	7	EWS/LIG Houses in Urban Areas
6	-	Rural Areas: National Rural Drinking Water Programme -(NRDWP)
	8	(i) Coverage of Habitations (Partially Covered & Slipped back)- (NRDWP)
	9	(ii) Coverage of Water Quality Affected Habitations – (NRDWP)
7	10	SC Family Assisted
8	11	Universalisation of ICDS Scheme
9	12	Functional Anganwadis
10.	13	Number of Urban poor families assisted under seven point charter viz. land tenure, housing at affordable cost, water, sanitation, health, education, and social security.
11	-	Afforestation:
	14	(i) Area Covered under Plantation on- Public and Forest Lands
	15	(ii) Number of Seedlings planted on- Public and Forest Lands
12	16	Rural Roads constructed under Prime Minister Grameen Sadak Yojana (PMGSY)
13	17	Village electrified under Rajiv Gandhi Grameen Vidyutikaran Yojana (RGGVY)
14	18	Energising Pump sets and
15	19	Supply of Electricity

List of items where the concerned schemes are yet to be operationalised

(i) ***Quick and inexpensive justice–Gram Nyayalayas and Nyaya Panchayats¹***: Ministry of Panchayati Raj is consulting Central Ministries and States/UT Governments regarding draft bill on Nyaya Panchayats.

(ii) ***Sports for all in Rural and Urban Areas²***: The scheme titled “Nagar Palika Yuva Krida Aur Khel Abhiyan” for the development of sports infrastructure in urban areas is yet to be approved.

1. when operationalise will be monitored under Point No. 2 *Jan Shakti (Power to People)* (Item 6)
2. when operationalise will be monitored under Point No 13 *Yuva Vikas (Youth Development)* (Item 47)

PART - I

TWENTY POINT PROGRAMME - 2006

OVERALL PERFORMANCE ANALYSIS

Twenty Point Programme-2006

Progress Report* –(April, 2011-January, 2012)

This monthly progress report of Twenty Point Programme-2006 consists of two parts: **Part-I** contains an analysis of the overall performance, whereas **Part-II** deals with item-wise performance.

2. The report is compiled on the basis of data received from the Central Nodal Ministries and State Governments/UT Administrations. The data is received either through web enabled software developed by National Informatics Centre (NIC) Cell in this Ministry or through Fax/e-mail/post. The processing of data has been done in association with NIC Cell.

3. The analysis for the period **April, 2011-January, 2012** shows that the performance under **thirteen items/parameters** has been '**Very Good**' (90% or above the targets). These items are:

- (i) Individual Swarozgaries Assisted under SGSY
- (ii) Seedlings Planted (Public and Forest Lands)
- (iii) Pump sets Energised
- (iv) SC Families Assisted
- (v) Urban Poor Families Assisted under Seven Point Charter
- (vi) SHGs Provided Income Generating Activities under SGSY
- (vii) Road Constructed under Prime Minister Grameen Sadak Yojana (PMGSY)
- (viii) *Food Security*: Targeted Public Distribution System (only for BPL)
- (ix) Area Covered under Plantation (Public and Forest Lands)
- (x) Anganwadis Functional (Cum.)
- (xi) ICDS Blocks Operational (Cum.)
- (xii) *Food Security*: Targeted Public Distribution System (only for AAY) and
- (xiii) Supply of Electricity

4. Performance (between 80% to 90% **of targets**): The performance in respect of **one** item/ parameter has been "**Good**". The item is

- (i) *Food Security*: Targeted Public Distribution System for APL, BPL & AAY and

5. The performance of **five** items/ parameters has been '**Poor**' (below 80% of target). These items are:

- (i) Houses Constructed under Indira Awaas Yojana IAY
- (ii) Habitations covered (Partially covered & Slipped back)- NRDWP
- (iii) Coverage of water quality affected habitations – NRDWP
- (iv) Village Electrified – Rajiv Gandhi Grameen Vidyutikaran Yojana (RGGVY) and
- (v) Houses constructed under EWS/LIG

6. Some of items under TPP-2006 namely "*Mahatma Gandhi National Rural Employment Guarantee Scheme (MGNREGS), Self help Groups formed under SGSY, Sanitation Programme in Rural Area and Institutional Delivery*" are demand driven and no targets are assigned by concerned nodal Ministries where as for items like "*Distribution of Wasteland to the landless*" & *Minimum Wages Enforcement (including Farm Labour)*, concerned administrative Ministries are not in position to provide State/UT-wise targets as such all these items are being monitored on monthly basis without any targets but not been considered for the purpose of appraisal. In order to monitor the performance of TPDS under *Food Security* in a more purpose full manner individual monitoring of one more parameters namely BPL have been added besides existing parameters namely TPDS and AAY for monitoring on monthly basis. *The nomenclature of Accelerated Rural Water Supply Programme-ARWSP has been changed to National Rural Drinking Water Programme--(NRDWP) covering two parameters viz. (i) Coverage of Habitations (Partially Covered & Slipped back and (ii) Coverage of water quality affected habitations--(NRDWP)*. The items where quarterly/ annual targets have been provided by the Ministries concerned, monthly targets have been worked out on prorata basis.

7. Complete information of MPR has not been received from the State of West Bengal despite repeated telephonic reminders till finalization of this report. Therefore the performance of the States/UT for the month of January, 2012 has been reported as Nil in this MPR.

* Based on monthly monitored 19 Parameters.

HIGHLIGHTS OF PERFORMANCE AT A GLANCE

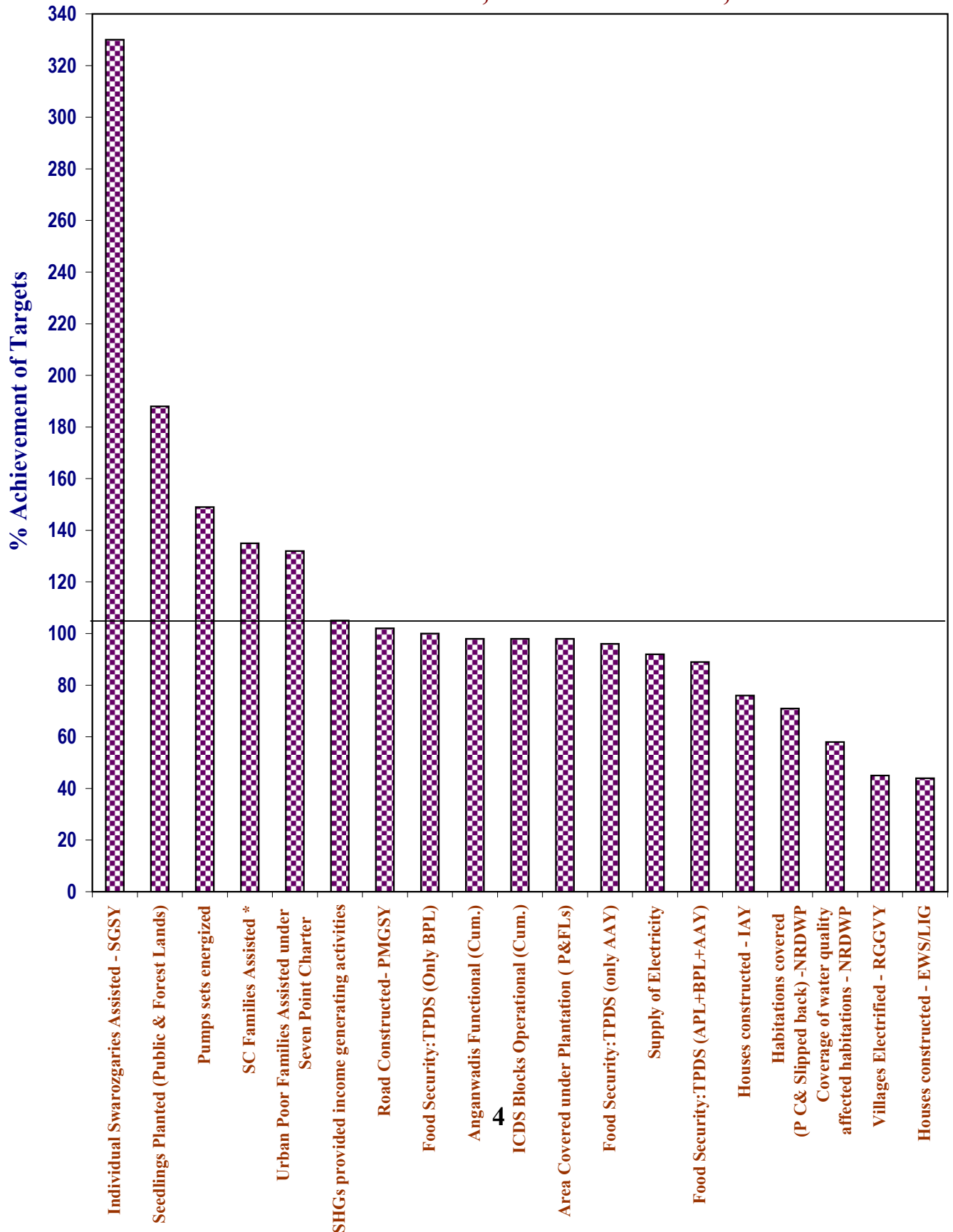
Sl. No.	Item	Achievement for April, 2011-January, 2012
1- Employment Generated under MGNREGS.		
	(i) No. of Job cards issued	52.62 lakh *
	(ii) Employment generated	156.08 crore mandays
	(iii) Wages given	Rs.18702.77 crore
2- Swaranjayanti Gram Swarozgar Yojana (SGSY)		
	No. of Individual Swarozgaries Assisted	2,60,754
3- Self help Groups		
	(i) No. of SHGs formed	2,58,601
	(ii) No. of SHGs to whom income generating activities provided under SGSY	1,50,452
4- Distribution of waste land to the landless		
	Land Distributed	3,019 hectare
5- Minimum Wages Enforcement (Including Farm Labour)		
	(i) No. of Inspections made	69,012
	(ii) No. of Irregularities detected	6,444
	(iii) No. of Irregularities rectified	6,628
	(iv) No. of Claims filed	5,273
	(v) No. of Claims settled	919
	(vi) No. of Prosecution cases Pending	7,142
	(vii) No. of Prosecution cases filed	45
	(viii) No. of Prosecution cases decided	107
6- Food Security: (i) TPDS (ii) AAY (iii) BPL		
	(i) Food Security: Targeted Public Distribution System (TPDS)	360.06 lakh tonnes
	(ii) Food Security: Antyodaya Anna Yojana (AAY)	81.62 lakh tonnes
	(iii) Food Security: Below Poverty Line (BPL)	145.45 lakh tonnes
7- Rural Housing-Indira Awaas Yojana		
	No. of Houses constructed	14,51,771
8- EWS/LIG Houses in Urban Areas		
	No. of Houses constructed	1,47,010

Contd.....

Sl. No.	Item	Achievement for April, 2011-January, 2012
9-	Rural Areas. - National Rural Drinking Water Programme-(NRDWP)	
	(i) Coverage of Habitations (Partially covered & Slipped back)- (NRDWP)	60,292
	(ii) Coverage of Water Quality Affected Habitations – (NRDWP)	12,703
10-	Sanitation Programme in Rural Areas	
	No. of Individual household latrines constructed	65.55 lakh
11-	Institutional Delivery	
	No. of Deliveries in Institutions	128.81 lakh
12-	SC Families Assisted	
	No. of SC Families Assisted	53.72 lakh
13-	Universalisation of ICDS Schemes	
	No. of ICDS Blocks Operational (Cum.)	6,781
14-	Functional Anganwadis	
	No. of Anganwadis Functional (Cum.)	12.83 lakh
15-	Number of Urban poor families assisted under seven point charter viz. land tenure, housing at affordable cost, water, sanitation, health, education, and social security.	
	No. of Poor Families Assisted	6,61,929
16-	Afforestation:	
	(i) Area Covered under Plantation (Public and Forest Lands)	14,31,213 hectares
	(ii) No. of Seedlings Planted (Public and Forest Lands)	176.96 Crore
17-	Rural Road- Prime Minister Grameen Sadak Yojana (PMGSY)	
	Length of Road Constructed	20,710 Kms
18-	Rajiv Gandhi Grameen Vidyutikaran Yojana (RGGVY)	
	No. of Villages Electrified	5,009
19-	Energized Pumps sets	
	No. of Pumps sets energized	4,18,740
20-	Supply of Electricity	
	Electricity supplied	6,99,778 million units (MU)

Note:- * Some of States are reporting cumulative performance since inception but now it has been reconciled with the performance figures supplied by M/o Rural Development to set performance targets during April,2011-January, 2012.

ALL INDIA PERFORMANCE OF TARGET ORIENTED PARAMETERS DURING APRIL,2011 -JANUARY, 2012



19 parametres are monitored for monthly performance

* Based on previous years targets as current year's target is under consideration

ACHIEVEMENT HIGHLIGHTS

PERFORMANCE OF TARGET ORIENTED PARAMETERS DURING APRIL, 2011 to JANUARY, 2012

The cumulative performance during April, 2011 to January, 2012 has been "Very Good" for 13 items/ parameters, "Good" for 1 item/parameter and "Poor" for 5 items/ parameters.

A. "Very Good" Performance (90% or above of targets)

<u>No.</u>	<u>Items</u>	<u>% Achievement</u>
1	Individual Swarozgaries Assisted - SGSY	330
2	Seedlings Planted (Public and Forest Lands)	188
3	Pumps sets energized	149
4	SC Families Assisted	135
5	Urban Poor Families Assisted under Seven Point Charter	132
6	SHGs provided income generating activities	105
7	Road Constructed- PMGSY	102
8	Food Security:Targeted Public Distribution System (Only BPL)	100
9	Anganwadis Functional (Cum.)	98
10	ICDS Blocks Operational (Cum.)	98
11	Area Covered under Plantation (Public& Forest Lands)	98
12	Food Security:Targeted Public DistributionSystem (only AAY)	96
13	Supply of Electricity	92

B. "Good" Performance (between 80% to 90%)

14	Food Security:Targeted Public Distribution System (APL+BPL+AAY)	89
----	--	----

C. Areas of concern-where the performance is below 80%

15	Houses constructed - IAY	76
16	Habitations covered (Partially covered & Slipped back) - NRDWP	71
17	Coverage of water quality affected habitations - NRDWP	58
18	Villages Electrified - RGGVY	45
19	Houses constructed - EWS/LIG	44

Table - A

Targets for 2011-2012 & April, 2011 to January, 2012 and achievements during the period April, 2011 to January, 2012

ALL INDIA PERFORMANCE

Sl. No.	Item Description	Units	Targets		Achievements	% Achievements of Targets during April,2011-January,2012
			2011-2012	April,2011-January,2012	April,2011-January,2012	
1	Individual Swarozgaries Assisted - SGSY	Number	1,02,972	78,938	2,60,745	330
2	SHGs provided income generating activities	Number	1,87,821	1,43,963	1,50,452	105
3	Food Security:Targeted Public Ditribution System(TPDS)	Tonnes	-	4,05,64,664	3,60,06,335	89
4	Food Security:Antodaya Anna Yojana(AAY)	Tonnes	-	85,35,460	81,62,254	96
5	Food Security:Targeted Public Ditribution System (Only BPL)	Tonnes	-	1,45,29,440	1,45,44,955	100
6	Houses constructed - IAY	Number	27,26,702	19,01,998	14,51,771	76
7	Houses constructed - EWS/LIG	Number	4,00,000	3,33,322	1,47,010	44
8	Habitations covered (Partially covered & Slipped back) - NRDWP	Number	1,15,379	84,582	60,292	71
9	Coverage of water quality affected habitations - NRDWP	Number	29,790	21,826	12,703	58
10	SC Families Assisted	Number	47,74,200	39,78,403	53,71,543	135
11	ICDS Blocks Operational (Cum.)	Number	6,900	6,900	6,781	98
12	Anganwadis Functional (Cum.)	Number	13,09,298	13,09,298	12,82,782	98
13	Urban Poor Families Assisted under Seven Point Charter	Number	6,00,000	4,99,999	6,61,929	132
14	Area Covered under Plantation (Public and Forest Lands)	Hectares	17,45,580	14,56,576	14,31,213	98
15	Seedlings Planted (Public and Forest Lands)	Number	1,12,56,28,063	93,92,87,214	1,76,95,60,811	188
16	Road Constructed- PMGSY	Kilometer	30,516	20,343	20,710	102
17	Villages Electrified - RGGVY	Number	14,471	11,015	5,009	45
18	Pumps sets energized	Number	3,38,331	2,81,931	4,18,740	149
19	Electricity supplied	Million Units	-	7,61,855	6,99,778	92

Table - B**STATE-WISE PERFORMANCE DURING APRIL,2011 TO JANUARY, 2012 (PERCENT ACHIEVEMENT)**

Sl.No	ALL								
. Description	INDIA	AP	ARP	AS	BI	CHHA.	DELHI	GOA	
1 Individual Swarozgaries Assisted - SGSY	330	174	161	90	80	259	NA	44	
2 SHGs provided income generating activities	105	130	2	86	49	74	NA	27	
3 Food security-Targeted Public Distribution system (APL+BPL+AAY)	89	81	80	91	76	88	90	102	
4 Food security-Targeted Public Distribution system (only AAY)	96	100	79	99	91	96	63	101	
5 Food Security - Targeted Public Distribution System (Only BPL)	100	99	82	99	88	99	94	95	
6 Houses constructed - IAY	76	120	22	78	59	68	NA	91	
7 Houses constructed - EWS/LIG	44	84	0	0	37	22	1	NA	
8 Habitations covered (Partially covered & Slipped back) - NRDWP	71	57	87	83	71	89	NA	NA	
9 Coverage of water quality affected habitations - NRDWP	58	29	NA	82	43	28	NA	NA	
10 SC Families Assisted	135	174	NA	63	490	162	41	40	
11 ICDS Blocks Operational (Cum.)	98	100	97	100	100	82	119	100	
12 Anganwadis Functional (Cum.)	98	99	99	97	94	93	122	100	
13 Urban Poor Families Assisted under Seven Point Charter	132	790	0	26	0	0	0	NA	
14 Area Covered under Plantation (Public and Forest Lands)	98	143	200	0	100	78	1,333	112	
15 Seedlings Planted (Public and Forest Lands)	188	175	6	0	100	95	1,563	244	
16 Road Constructed- PMGSY	102	116	228	105	76	88	NA	NA	
17 Villages Electrified - RGGVY	45	NA	46	79	45	48	NA	NA	
18 Pumps sets energized	149	227	NA	NA	72	92	NA	140	
19 Supply of Electricity	92	94	92	95	78	97	100	99	

NA - Not Applicable

Table - B(Contd.)

STATE-WISE PERFORMANCE DURING APRIL,2011 TO JANUARY, 2012 (PERCENT ACHIEVEMENT)

Sl.No	ALL								
Description	INDIA	GUJ	HRY	HP	J&K	JHAR.	KAR	KER	
1 Individual Swarozgaries Assisted - SGSY	330	592	72	349	1,116	226	965	201	
2 SHGs provided income generating activities	105	161	70	109	30	187	99	71	
3 Food security-Targeted Public Distribution system (APL+BPL+AAY)	89	63	83	99	100	76	95	101	
4 Food security-Targeted Public Distribution system (only AAY)	96	100	96	99	102	98	99	101	
5 Food Security - Targeted Public Distribution System (Only BPL)	100	92	109	98	103	94	98	102	
6 Houses constructed - IAY	76	60	81	116	108	202	28	94	
7 Houses constructed - EWS/LIG	44	34	290	NA	NA	213	138	2	
8 Habitations covered (Partially covered & Slipped back) - NRDWP	71	94	81	103	28	11	60	39	
9 Coverage of water quality affected habitations - NRDWP	58	38	94	NA	7	65	96	31	
10 SC Families Assisted	135	136	84	97	8,724	101	98	115	
11 ICDS Blocks Operational (Cum.)	98	100	102	100	100	100	100	100	
12 Anganwadis Functional (Cum.)	98	100	108	100	104	100	100	100	
13 Urban Poor Families Assisted under Seven Point Charter	132	138	44	NA	NA	67	73	49	
14 Area Covered under Plantation (Public and Forest Lands)	98	89	286	148	29	128	79	52	
15 Seedlings Planted (Public and Forest Lands)	188	266	358	129	15	102	110	139	
16 Road Constructed- PMGSY	102	169	73	100	160	191	168	57	
17 Villages Electrified - RGGVY	45	NA	NA	135	50	25	NA	NA	
18 Pumps sets energized	149	94	113	203	NA	8	425	85	
19 Supply of Electricity	92	100	96	99	77	97	89	98	

NA - Not Applicable

Table - B(Contd.)

STATE-WISE PERFORMANCE DURING APRIL,2011 TO JANUARY, 2012 (PERCENT ACHIEVEMENT)

Sl.No	Description	ALL							ORI
		INDIA	MP	MAH	MANI	MEGH	MIZ	NAGA	
1	Individual Swarozgaries Assisted - SGSY	330	1,609	151	0	19	187	209	91
2	SHGs provided income generating activities	105	128	81	116	68	99	0	100
3	Food security-Targeted Public Distribution system (APL+BPL+AAY)	89	98	78	85	98	95	113	97
4	Food security-Targeted Public Distribution system (only AAY)	96	95	90	123	98	93	116	98
5	Food Security - Targeted Public Distribution System (Only BPL)	100	130	96	120	95	94	110	99
6	Houses constructed - IAY	76	55	79	98	41	100	153	75
7	Houses constructed - EWS/LIG	44	13	58	NA	0	0	0	3
8	Habitations covered (Partially covered & Slipped back) - NRDWP	71	99	90	56	65	70	208	164
9	Coverage of water quality affected habitations - NRDWP	58	80	85	0	38	NA	97	93
10	SC Families Assisted	135	125	173	0	NA	NA	NA	53
11	ICDS Blocks Operational (Cum.)	98	100	100	100	100	100	100	100
12	Anganwadis Functional (Cum.)	98	93	88	92	100	100	100	97
13	Urban Poor Families Assisted under Seven Point Charter	132	19	116	NA	6	0	0	15
14	Area Covered under Plantation (Public and Forest Lands)	98	63	82	216	325	104	25	85
15	Seedlings Planted (Public and Forest Lands)	188	633	98	224	326	35	37	51
16	Road Constructed- PMGSY	102	89	185	322	12	124	14	144
17	Villages Electrified - RGGVY	45	55	NA	21	32	77	62	41
18	Pumps sets energized	149	634	NA	NA	NA	NA	NA	248
19	Supply of Electricity	92	84	83	92	76	90	91	99

NA - Not Applicable

Table - B(Contd.)

STATE-WISE PERFORMANCE DURING APRIL,2011 TO JANUARY, 2012 (PERCENT ACHIEVEMENT)

Sl.No	Description	ALL							
		INDIA	PUDU	PUN	RAJ	SIK	TN	TRI	UTTA.
1	Individual Swarozgaries Assisted - SGSY	330	184	542	242	258	104	0	174
2	SHGs provided income generating activities	105	112	29	63	48	74	137	116
3	Food security-Targeted Public Distribution system (APL+BPL+AAY)	89	79	83	100	104	101	88	88
4	Food security-Targeted Public Distribution system (only AAY)	96	90	73	100	106	102	100	89
5	Food Security - Targeted Public Distribution System (Only BPL)	100	90	95	101	117	101	103	94
6	Houses constructed - IAY	76	3	83	57	179	33	38	79
7	Houses constructed - EWS/LIG	44	0	0	100	NA	12	37	0
8	Habitations covered (Partially covered & Slipped back) - NRDWP	71	NA	40	136	20	62	NA	67
9	Coverage of water quality affected habitations - NRDWP	58	NA	243	111	NA	62	23	NA
10	SC Families Assisted	135	59	61	113	104	100	39	106
11	ICDS Blocks Operational (Cum.)	98	100	100	100	100	100	100	100
12	Anganwadis Functional (Cum.)	98	100	100	99	102	100	100	91
13	Urban Poor Families Assisted under Seven Point Charter	132	782	98	88	NA	44	175	9
14	Area Covered under Plantation (Public and Forest Lands)	98	48	104	141	135	49	236	138
15	Seedlings Planted (Public and Forest Lands)	188	50	114	139	141	32	243	216
16	Road Constructed- PMGSY	102	NA	16	183	42	105	40	165
17	Villages Electrified - RGGVY	45	NA	NA	51	175	NA	78	NA
18	Pumps sets energized	149	80	29	69	NA	102	NA	332
19	Supply of Electricity	92	99	97	96	99	92	95	97

NA - Not Applicable

Table - B(Contd.)

STATE-WISE PERFORMANCE DURING APRIL,2011 TO JANUARY, 2012 (PERCENT ACHIEVEMENT)

Sl.No	Description	ALL							LAKSH
		INDIA	UP	WB	A&N	CHND.	D&N	D&D	
1	Individual Swarozgaries Assisted - SGSY	330	479	6	3,129	NA	1,057	86	4,257
2	SHGs provided income generating activities	105	80	299	492	NA	0	0	0
3	Food security-Targeted Public Distribution system (APL+BPL+AAY)	89	95	87	48	98	99	90	70
4	Food security-Targeted Public Distribution system (only AAY)	96	100	77	46	20	106	89	120
5	Food Security - Targeted Public Distribution System (Only BPL)	100	107	92	73	92	103	180	120
6	Houses constructed - IAY	76	75	109	32	NA	74	30	121
7	Houses constructed - EWS/LIG	44	6	19	NA	0	NA	NA	NA
8	Habitations covered (Partially covered & Slipped back) - NRDWP	71	79	106	NA	NA	NA	NA	NA
9	Coverage of water quality affected habitations - NRDWP	58	38	11	NA	NA	NA	NA	NA
10	SC Families Assisted	135	80	10	NA	80	NA	NA	NA
11	ICDS Blocks Operational (Cum.)	98	100	81	100	100	100	100	100
12	Anganwadis Functional (Cum.)	98	104	98	99	92	100	93	100
13	Urban Poor Families Assisted under Seven Point Charter	132	3	14	NA	0	NA	NA	NA
14	Area Covered under Plantation (Public and Forest Lands)	98	109	0	127	122	129	17	119
15	Seedlings Planted (Public and Forest Lands)	188	135	66	112	109	278	118	165
16	Road Constructed- PMGSY	102	22	90	NA	NA	NA	NA	NA
17	Villages Electrified - RGGVY	45	NA	NA	NA	NA	NA	NA	NA
18	Pumps sets energized	149	112	85	NA	NA	NA	0	NA
19	Supply of Electricity	92	89	99	80	100	99	90	100

NA - Not Applicable

Table - C

Items in which the States/UTs performance is Very Good (90% and above),
Good (80% to 90%) and Poor (below 80%) during the period
April, 2011 to January, 2012

1. ANDHRA PRADESH

Very Good

Individual Swarozgaries Assisted - SGSY, SHGs provided income generating activities, Food Security:Antodaya Anna Yojana(AAY), Food Security:Targeted Public Distribution System (Only BPL), Houses constructed - IAY, SC Families Assisted, ICDS Blocks Operational (Cum.), Anganwadis Functional (Cum.), Urban Poor Families Assisted under Seven Point Charter, Area Covered under Plantation (Public and Forest Lands), Seedlings Planted (Public and Forest Lands), Road Constructed- PMGSY, Pumps sets energized, Electricity supplied

Good

Food Security:Targeted Public Distribution System(TPDS), Houses constructed - EWS/LIG

Poor

Habitations covered (Partially covered & Slipped back) - NRDWP, Coverage of water quality affected habitations - NRDWP

2. ARUNACHAL PRADESH

Very Good

Individual Swarozgaries Assisted - SGSY, ICDS Blocks Operational (Cum.), Anganwadis Functional (Cum.), Area Covered under Plantation (Public and Forest Lands), Road Constructed- PMGSY, Electricity supplied

Good

Food Security:Targeted Public Distribution System(TPDS), Food Security:Targeted Public Distribution System (Only BPL), Habitations covered (Partially covered & Slipped back) - NRDWP

Poor

SHGs provided income generating activities, Food Security:Antodaya Anna Yojana(AAY), Houses constructed - IAY, Houses constructed - EWS/LIG, Urban Poor Families Assisted under Seven Point Charter, Seedlings Planted (Public and Forest Lands), Villages Electrified - RGGVY

3. ASSAM

Very Good

Individual Swarozgaries Assisted - SGSY, Food Security:Targeted Public Distribution System(TPDS), Food Security:Antodaya Anna Yojana(AAY), Food Security:Targeted Public Distribution System (Only BPL), ICDS Blocks Operational (Cum.), Anganwadis Functional (Cum.), Road Constructed- PMGSY, Electricity supplied

Good

SHGs provided income generating activities, Habitations covered (Partially covered & Slipped back) - NRDWP, Coverage of water quality affected habitations - NRDWP

Poor

Houses constructed - IAY, Houses constructed - EWS/LIG, SC Families Assisted, Urban Poor Families Assisted under Seven Point Charter, Area Covered under Plantation (Public and Forest Lands), Seedlings Planted (Public and Forest Lands), Villages Electrified - RGGVY

4. BIHAR

Very Good

Food Security:Antodaya Anna Yojana(AAY), SC Families Assisted, ICDS Blocks Operational (Cum.), Anganwadis Functional (Cum.), Area Covered under Plantation (Public and Forest Lands), Seedlings Planted (Public and Forest Lands)

Good

Individual Swarozgaries Assisted - SGSY, Food Security:Targeted Public Distribution System (Only BPL)

Poor

SHGs provided income generating activities, Food Security:Targeted Public Distribution System(TPDS), Houses constructed - IAY, Houses constructed - EWS/LIG, Habitations covered (Partially covered & Slipped back) - NRDWP, Coverage of water quality affected habitations - NRDWP, Urban Poor Families Assisted under Seven Point Charter, Road Constructed- PMGSY, Villages Electrified - RGGVY, Pumps sets energized, Electricity supplied

Table - C (Contd..)

5. CHHATISGARH

Very Good

Individual Swarozgaries Assisted - SGSY, Food Security:Antodaya Anna Yojana(AAY), Food Security:Targeted Public Distribution System (Only BPL), SC Families Assisted, Anganwadis Functional (Cum.), Seedlings Planted (Public and Forest Lands), Pumps sets energized, Electricity supplied

Good

Food Security:Targeted Public Distribution System(TPDS), Habitations covered (Partially covered & Slipped back) - NRDWP, ICDS Blocks Operational (Cum.), Road Constructed- PMGSY

Poor

SHGs provided income generating activities, Houses constructed - IAY, Houses constructed - EWS/LIG, Coverage of water quality affected habitations - NRDWP, Urban Poor Families Assisted under Seven Point Charter, Area Covered under Plantation (Public and Forest Lands), Villages Electrified - RGGVY

6. DELHI

Very Good

Food Security:Targeted Public Distribution System(TPDS), Food Security:Targeted Public Distribution System (Only BPL), ICDS Blocks Operational (Cum.), Anganwadis Functional (Cum.), Area Covered under Plantation (Public and Forest Lands), Seedlings Planted (Public and Forest Lands), Electricity supplied

Poor

Food Security:Antodaya Anna Yojana(AAY), Houses constructed - EWS/LIG, SC Families Assisted, Urban Poor Families Assisted under Seven Point Charter

7. GOA

Very Good

Food Security:Targeted Public Distribution System(TPDS), Food Security:Antodaya Anna Yojana(AAY), Food Security:Targeted Public Distribution System (Only BPL), Houses constructed - IAY, ICDS Blocks Operational (Cum.), Anganwadis Functional (Cum.), Area Covered under Plantation (Public and Forest Lands), Seedlings Planted (Public and Forest Lands), Pumps sets energized, Electricity supplied

Poor

Individual Swarozgaries Assisted - SGSY, SHGs provided income generating activities, SC Families Assisted

8. GUJARAT

Very Good

Individual Swarozgaries Assisted - SGSY, SHGs provided income generating activities, Food Security:Antodaya Anna Yojana(AAY), Food Security:Targeted Public Distribution System (Only BPL), Habitations covered (Partially covered & Slipped back) - NRDWP, SC Families Assisted, ICDS Blocks Operational (Cum.), Anganwadis Functional (Cum.), Urban Poor Families Assisted under Seven Point Charter, Seedlings Planted (Public and Forest Lands), Road Constructed-PMGSY, Pumps sets energized, Electricity supplied

Good

Area Covered under Plantation (Public and Forest Lands)

Poor

Food Security:Targeted Public Distribution System(TPDS), Houses constructed - IAY, Houses constructed - EWS/LIG, Coverage of water quality affected habitations - NRDWP

Table - C (Contd..)

9. HARYANA

Very Good

Food Security:Antodaya Anna Yojana(AAY), Food Security:Targeted Public Distribution System (Only BPL), Houses constructed - EWS/LIG, Coverage of water quality affected habitations - NRDWP, ICDS Blocks Operational (Cum.), Anganwadis Functional (Cum.), Area Covered under Plantation (Public and Forest Lands), Seedlings Planted (Public and Forest Lands), Pumps sets energized, Electricity supplied

Good

Food Security:Targeted Public Distribution System(TPDS), Houses constructed - IAY, Habitations covered (Partially covered & Slipped back) - NRDWP, SC Families Assisted

Poor

Individual Swarozgaries Assisted - SGSY, SHGs provided income generating activities, Urban Poor Families Assisted under Seven Point Charter, Road Constructed- PMGSY

10. HIMACHAL PRADESH

Very Good

Individual Swarozgaries Assisted - SGSY, SHGs provided income generating activities, Food Security:Targeted Public Distribution System(TPDS), Food Security:Antodaya Anna Yojana(AAY), Food Security:Targeted Public Distribution System (Only BPL), Houses constructed - IAY, Habitations covered (Partially covered & Slipped back) - NRDWP, SC Families Assisted, ICDS Blocks Operational (Cum.), Anganwadis Functional (Cum.), Area Covered under Plantation (Public and Forest Lands), Seedlings Planted (Public and Forest Lands), Road Constructed- PMGSY, Villages Electrified - RGGVY, Pumps sets energized, Electricity supplied

11. JAMMU AND KASHMIR

Very Good

Individual Swarozgaries Assisted - SGSY, Food Security:Targeted Public Distribution System(TPDS), Food Security:Antodaya Anna Yojana(AAY), Food Security:Targeted Public Distribution System (Only BPL), Houses constructed - IAY, SC Families Assisted, ICDS Blocks Operational (Cum.), Anganwadis Functional (Cum.), Road Constructed- PMGSY

Poor

SHGs provided income generating activities, Habitations covered (Partially covered & Slipped back) - NRDWP, Coverage of water quality affected habitations - NRDWP, Area Covered under Plantation (Public and Forest Lands), Seedlings Planted (Public and Forest Lands), Villages Electrified - RGGVY, Electricity supplied

12. JHARKHAND

Very Good

Individual Swarozgaries Assisted - SGSY, SHGs provided income generating activities, Food Security:Antodaya Anna Yojana(AAY), Food Security:Targeted Public Distribution System (Only BPL), Houses constructed - IAY, Houses constructed - EWS/LIG, SC Families Assisted, ICDS Blocks Operational (Cum.), Anganwadis Functional (Cum.), Area Covered under Plantation (Public and Forest Lands), Seedlings Planted (Public and Forest Lands), Road Constructed- PMGSY, Electricity supplied

Poor

Food Security:Targeted Public Distribution System(TPDS), Habitations covered (Partially covered & Slipped back) - NRDWP, Coverage of water quality affected habitations - NRDWP, Urban Poor Families Assisted under Seven Point Charter, Villages Electrified - RGGVY, Pumps sets energized

Table - C (Contd..)

13. KARNATAKA

Very Good

Individual Swarozgaries Assisted - SGSY, SHGs provided income generating activities, Food Security:Targeted Public Distribution System(TPDS), Food Security:Antodaya Anna Yojana(AAY), Food Security:Targeted Public Distribution System (Only BPL), Houses constructed - EWS/LIG, Coverage of water quality affected habitations - NRDWP, SC Families Assisted, ICDS Blocks Operational (Cum.), Anganwadis Functional (Cum.), Seedlings Planted (Public and Forest Lands), Road Constructed- PMGSY, Pumps sets energized

Good

Electricity supplied

Poor

Houses constructed - IAY, Habitations covered (Partially covered & Slipped back) - NRDWP, Urban Poor Families Assisted under Seven Point Charter, Area Covered under Plantation (Public and Forest Lands)

14. KERALA

Very Good

Individual Swarozgaries Assisted - SGSY, Food Security:Targeted Public Distribution System(TPDS), Food Security:Antodaya Anna Yojana(AAY), Food Security:Targeted Public Distribution System (Only BPL), Houses constructed - IAY, SC Families Assisted, ICDS Blocks Operational (Cum.), Anganwadis Functional (Cum.), Seedlings Planted (Public and Forest Lands), Electricity supplied

Good

Pumps sets energized

Poor

SHGs provided income generating activities, Houses constructed - EWS/LIG, Habitations covered (Partially covered & Slipped back) - NRDWP, Coverage of water quality affected habitations - NRDWP, Urban Poor Families Assisted under Seven Point Charter, Area Covered under Plantation (Public and Forest Lands), Road Constructed- PMGSY

15. MADHYA PRADESH

Very Good

Individual Swarozgaries Assisted - SGSY, SHGs provided income generating activities, Food Security:Targeted Public Distribution System(TPDS), Food Security:Antodaya Anna Yojana(AAY), Food Security:Targeted Public Distribution System (Only BPL), Habitations covered (Partially covered & Slipped back) - NRDWP, SC Families Assisted, ICDS Blocks Operational (Cum.), Anganwadis Functional (Cum.), Seedlings Planted (Public and Forest Lands), Pumps sets energized

Good

Coverage of water quality affected habitations - NRDWP, Road Constructed- PMGSY, Electricity supplied

Poor

Houses constructed - IAY, Houses constructed - EWS/LIG, Urban Poor Families Assisted under Seven Point Charter, Area Covered under Plantation (Public and Forest Lands), Villages Electrified - RGGVY

16. MAHARASHTRA

Very Good

Individual Swarozgaries Assisted - SGSY, Food Security:Antodaya Anna Yojana(AAY), Food Security:Targeted Public Distribution System (Only BPL), Habitations covered (Partially covered & Slipped back) - NRDWP, SC Families Assisted, ICDS Blocks Operational (Cum.), Urban Poor Families Assisted under Seven Point Charter, Seedlings Planted (Public and Forest Lands), Road Constructed- PMGSY

Good

SHGs provided income generating activities, Coverage of water quality affected habitations - NRDWP, Anganwadis Functional (Cum.), Area Covered under Plantation (Public and Forest Lands), Electricity supplied

Poor

Food Security:Targeted Public Distribution System(TPDS), Houses constructed - IAY, Houses constructed - EWS/LIG

Table - C (Contd..)

17. MANIPUR

Very Good

SHGs provided income generating activities, Food Security:Antodaya Anna Yojana(AAY), Food Security:Targeted Public Distribution System (Only BPL), Houses constructed - IAY, ICDS Blocks Operational (Cum.), Anganwadis Functional (Cum.), Area Covered under Plantation (Public and Forest Lands), Seedlings Planted (Public and Forest Lands), Road Constructed- PMGSY, Electricity supplied

Good

Food Security:Targeted Public Distribution System(TPDS)

Poor

Individual Swarozgaries Assisted - SGSY, Habitations covered (Partially covered & Slipped back) - NRDWP, Coverage of water quality affected habitations - NRDWP, SC Families Assisted, Villages Electrified - RGGVY

18. MEGHALAYA

Very Good

Food Security:Targeted Public Distribution System(TPDS), Food Security:Antodaya Anna Yojana(AAY), Food Security:Targeted Public Distribution System (Only BPL), ICDS Blocks Operational (Cum.), Anganwadis Functional (Cum.), Area Covered under Plantation (Public and Forest Lands), Seedlings Planted (Public and Forest Lands)

Poor

Individual Swarozgaries Assisted - SGSY, SHGs provided income generating activities, Houses constructed - IAY, Houses constructed - EWS/LIG, Habitations covered (Partially covered & Slipped back) - NRDWP, Coverage of water quality affected habitations - NRDWP, Urban Poor Families Assisted under Seven Point Charter, Road Constructed- PMGSY, Villages Electrified - RGGVY, Electricity supplied

19. MIZORAM

Very Good

Individual Swarozgaries Assisted - SGSY, SHGs provided income generating activities, Food Security:Targeted Public Distribution System(TPDS), Food Security:Antodaya Anna Yojana(AAY), Food Security:Targeted Public Distribution System (Only BPL), Houses constructed - IAY, ICDS Blocks Operational (Cum.), Anganwadis Functional (Cum.), Area Covered under Plantation (Public and Forest Lands), Road Constructed- PMGSY, Electricity supplied

Poor

Houses constructed - EWS/LIG, Habitations covered (Partially covered & Slipped back) - NRDWP, Urban Poor Families Assisted under Seven Point Charter, Seedlings Planted (Public and Forest Lands), Villages Electrified - RGGVY

20. NAGALAND

Very Good

Individual Swarozgaries Assisted - SGSY, Food Security:Targeted Public Distribution System(TPDS), Food Security:Antodaya Anna Yojana(AAY), Food Security:Targeted Public Distribution System (Only BPL), Houses constructed - IAY, Habitations covered (Partially covered & Slipped back) - NRDWP, Coverage of water quality affected habitations - NRDWP, ICDS Blocks Operational (Cum.), Anganwadis Functional (Cum.), Electricity supplied

Poor

SHGs provided income generating activities, Houses constructed - EWS/LIG, Urban Poor Families Assisted under Seven Point Charter, Area Covered under Plantation (Public and Forest Lands), Seedlings Planted (Public and Forest Lands), Road Constructed- PMGSY, Villages Electrified - RGGVY

Table - C (Contd..)

21. ORISSA

Very Good

Individual Swarozgaries Assisted - SGSY, SHGs provided income generating activities, Food Security:Targeted Public Ditrubution System(TPDS), Food Security:Antodaya Anna Yojana(AAY), Food Security:Targeted Public Ditrubution System (Only BPL), Habitations covered (Partially covered & Slipped back) - NRDWP, Coverage of water quality affected habitations - NRDWP, ICDS Blocks Operational (Cum.), Anganwadis Functional (Cum.), Road Constructed- PMGSY, Pumps sets energized, Electricity supplied

Good

Area Covered under Plantation (Public and Forest Lands)

Poor

Houses constructed - IAY, Houses constructed - EWS/LIG, SC Families Assisted, Urban Poor Families Assisted under Seven Point Charter, Seedlings Planted (Public and Forest Lands), Villages Electrified - RGGVY

22. PUDUCHERRY

Very Good

Individual Swarozgaries Assisted - SGSY, SHGs provided income generating activities, Food Security:Antodaya Anna Yojana(AAY), Food Security:Targeted Public Ditrubution System (Only BPL), ICDS Blocks Operational (Cum.), Anganwadis Functional (Cum.), Urban Poor Families Assisted under Seven Point Charter, Electricity supplied

Good

Pumps sets energized

Poor

Food Security:Targeted Public Ditrubution System(TPDS), Houses constructed - IAY, Houses constructed - EWS/LIG, SC Families Assisted, Area Covered under Plantation (Public and Forest Lands), Seedlings Planted (Public and Forest Lands)

23. PUNJAB

Very Good

Individual Swarozgaries Assisted - SGSY, Food Security:Targeted Public Ditrubution System (Only BPL), Coverage of water quality affected habitations - NRDWP, ICDS Blocks Operational (Cum.), Anganwadis Functional (Cum.), Urban Poor Families Assisted under Seven Point Charter, Area Covered under Plantation (Public and Forest Lands), Seedlings Planted (Public and Forest Lands), Electricity supplied

Good

Food Security:Targeted Public Ditrubution System(TPDS), Houses constructed - IAY

Poor

SHGs provided income generating activities, Food Security:Antodaya Anna Yojana(AAY), Houses constructed - EWS/LIG, Habitations covered (Partially covered & Slipped back) - NRDWP, SC Families Assisted, Road Constructed- PMGSY, Pumps sets energized

24. RAJASTHAN

Very Good

Individual Swarozgaries Assisted - SGSY, Food Security:Targeted Public Ditrubution System(TPDS), Food Security:Antodaya Anna Yojana(AAY), Food Security:Targeted Public Ditrubution System (Only BPL), Houses constructed - EWS/LIG, Habitations covered (Partially covered & Slipped back) - NRDWP, Coverage of water quality affected habitations - NRDWP, SC Families Assisted, ICDS Blocks Operational (Cum.), Anganwadis Functional (Cum.), Area Covered under Plantation (Public and Forest Lands), Seedlings Planted (Public and Forest Lands), Road Constructed- PMGSY, Electricity supplied

Good

Urban Poor Families Assisted under Seven Point Charter

Poor

SHGs provided income generating activities, Houses constructed - IAY, Villages Electrified - RGGVY, Pumps sets energized

Table - C (Contd..)

25. SIKKIM

Very Good

Individual Swarozgaries Assisted - SGSY, Food Security:Targeted Public Distribution System(TPDS), Food Security:Antodaya Anna Yojana(AAY), Food Security:Targeted Public Distribution System (Only BPL), Houses constructed - IAY, SC Families Assisted, ICDS Blocks Operational (Cum.), Anganwadis Functional (Cum.), Area Covered under Plantation (Public and Forest Lands), Seedlings Planted (Public and Forest Lands), Villages Electrified - RGGVY, Electricity supplied

Poor

SHGs provided income generating activities, Habitations covered (Partially covered & Slipped back) - NRDWP, Road Constructed- PMGSY

26. TAMIL NADU

Very Good

Individual Swarozgaries Assisted - SGSY, Food Security:Targeted Public Distribution System(TPDS), Food Security:Antodaya Anna Yojana(AAY), Food Security:Targeted Public Distribution System (Only BPL), SC Families Assisted, ICDS Blocks Operational (Cum.), Anganwadis Functional (Cum.), Road Constructed- PMGSY, Pumps sets energized, Electricity supplied

Poor

SHGs provided income generating activities, Houses constructed - IAY, Houses constructed - EWS/LIG, Habitations covered (Partially covered & Slipped back) - NRDWP, Coverage of water quality affected habitations - NRDWP, Urban Poor Families Assisted under Seven Point Charter, Area Covered under Plantation (Public and Forest Lands), Seedlings Planted (Public and Forest Lands)

27. TRIPURA

Very Good

SHGs provided income generating activities, Food Security:Antodaya Anna Yojana(AAY), Food Security:Targeted Public Distribution System (Only BPL), ICDS Blocks Operational (Cum.), Anganwadis Functional (Cum.), Urban Poor Families Assisted under Seven Point Charter, Area Covered under Plantation (Public and Forest Lands), Seedlings Planted (Public and Forest Lands), Electricity supplied

Good

Food Security:Targeted Public Distribution System(TPDS)

Poor

Individual Swarozgaries Assisted - SGSY, Houses constructed - IAY, Houses constructed - EWS/LIG, Coverage of water quality affected habitations - NRDWP, SC Families Assisted, Road Constructed- PMGSY, Villages Electrified - RGGVY

28. UTTARAKHAND

Very Good

Individual Swarozgaries Assisted - SGSY, SHGs provided income generating activities, Food Security:Targeted Public Distribution System (Only BPL), SC Families Assisted, ICDS Blocks Operational (Cum.), Anganwadis Functional (Cum.), Area Covered under Plantation (Public and Forest Lands), Seedlings Planted (Public and Forest Lands), Road Constructed- PMGSY, Pumps sets energized, Electricity supplied

Good

Food Security:Targeted Public Distribution System(TPDS), Food Security:Antodaya Anna Yojana(AAY)

Poor

Houses constructed - IAY, Houses constructed - EWS/LIG, Habitations covered (Partially covered & Slipped back) - NRDWP, Urban Poor Families Assisted under Seven Point Charter

Table - C (Contd..)
29. UTTAR PRADESH

Very Good

Individual Swarozgaries Assisted - SGSY, Food Security:Targeted Public Distribution System(TPDS), Food Security:Antodaya Anna Yojana(AAY), Food Security:Targeted Public Distribution System (Only BPL), ICDS Blocks Operational (Cum.), Anganwadis Functional (Cum.), Area Covered under Plantation (Public and Forest Lands), Seedlings Planted (Public and Forest Lands), Pumps sets energized

Good

SHGs provided income generating activities, SC Families Assisted, Electricity supplied

Poor

Houses constructed - IAY, Houses constructed - EWS/LIG, Habitations covered (Partially covered & Slipped back) - NRDWP, Coverage of water quality affected habitations - NRDWP, Urban Poor Families Assisted under Seven Point Charter, Road Constructed- PMGSY

30. WEST BENGAL

Very Good

SHGs provided income generating activities, Food Security:Targeted Public Distribution System (Only BPL), Houses constructed - IAY, Habitations covered (Partially covered & Slipped back) - NRDWP, Anganwadis Functional (Cum.), Road Constructed- PMGSY, Electricity supplied

Good

Food Security:Targeted Public Distribution System(TPDS), ICDS Blocks Operational (Cum.), Pumps sets energized

Poor

Individual Swarozgaries Assisted - SGSY, Food Security:Antodaya Anna Yojana(AAY), Houses constructed - EWS/LIG, Coverage of water quality affected habitations - NRDWP, SC Families Assisted, Urban Poor Families Assisted under Seven Point Charter, Area Covered under Plantation (Public and Forest Lands), Seedlings Planted (Public and Forest Lands)

31. ANDAMAN AND NICOBAR ISLANDS

Very Good

Individual Swarozgaries Assisted - SGSY, SHGs provided income generating activities, ICDS Blocks Operational (Cum.), Anganwadis Functional (Cum.), Area Covered under Plantation (Public and Forest Lands), Seedlings Planted (Public and Forest Lands)

Good

Electricity supplied

Poor

Food Security:Targeted Public Distribution System(TPDS), Food Security:Antodaya Anna Yojana(AAY), Food Security:Targeted Public Distribution System (Only BPL), Houses constructed - IAY

32. CHANDIGARH

Very Good

Food Security:Targeted Public Distribution System(TPDS), Food Security:Targeted Public Distribution System (Only BPL), ICDS Blocks Operational (Cum.), Anganwadis Functional (Cum.), Area Covered under Plantation (Public and Forest Lands), Seedlings Planted (Public and Forest Lands), Electricity supplied

Good

SC Families Assisted

Poor

Food Security:Antodaya Anna Yojana(AAY), Houses constructed - EWS/LIG, Urban Poor Families Assisted under Seven Point Charter

Table - C (Contd..)

33. DADRA AND NAGAR HAVELI

Very Good

Individual Swarozgaries Assisted - SGSY, Food Security:Targeted Public Ditribution System(TPDS), Food Security:Antodaya Anna Yojana(AAY), Food Security:Targeted Public Ditribution System (Only BPL), ICDS Blocks Operational (Cum.), Anganwadis Functional (Cum.), Area Covered under Plantation (Public and Forest Lands), Seedlings Planted (Public and Forest Lands), Electricity supplied

Poor

SHGs provided income generating activities, Houses constructed - IAY

34. DAMAN AND DIU

Very Good

Food Security:Targeted Public Ditribution System(TPDS), Food Security:Targeted Public Ditribution System (Only BPL), ICDS Blocks Operational (Cum.), Anganwadis Functional (Cum.), Seedlings Planted (Public and Forest Lands), Electricity supplied

Good

Individual Swarozgaries Assisted - SGSY, Food Security:Antodaya Anna Yojana(AAY)

Poor

SHGs provided income generating activities, Houses constructed - IAY, Area Covered under Plantation (Public and Forest Lands), Pumps sets energized

35. LAKSHADWEEP

Very Good

Individual Swarozgaries Assisted - SGSY, Food Security:Antodaya Anna Yojana(AAY), Food Security:Targeted Public Ditribution System (Only BPL), Houses constructed - IAY, ICDS Blocks Operational (Cum.), Anganwadis Functional (Cum.), Area Covered under Plantation (Public and Forest Lands), Seedlings Planted (Public and Forest Lands), Electricity supplied

Poor

SHGs provided income generating activities, Food Security:Targeted Public Ditribution System(TPDS)

PART - II

TWENTY POINT PROGRAMME - 2006

ITEM-WISE PERFORMANCE TABLES

Table - 1

Employment generation under the NREG Scheme

Sl. No.	State/UT Name	No. of job cards	Employment generated	Wages given
		issued (Number) April,2011- January,2012	(Number) April,2011- January,2012	(Rupees) April,2011- January,2012
(1)	(2)	(3)	(4)	(5)
1	ANDHRA PRADESH	2,54,750	22,37,66,950	31,75,18,29,000
2	ARUNACHAL PRADESH	14139 *	0	0
3	ASSAM	1,14,694 *	2,23,31,000	2,93,33,44,000
4	BIHAR	1,96,832	5,80,20,000	6,20,22,54,000
5	CHHATISGARH	2,47,874 *	8,64,54,000	10,53,49,71,000
6	DELHI	0	0	0
7	GOA	4,817	2,56,789	4,02,67,000
8	GUJARAT	# 1,24,975	2,24,76,000	2,52,64,42,000
9	HARYANA	1,32,675	67,69,000	1,23,72,14,000
10	HIMACHAL PRADESH	57803 *	1,77,09,000	2,25,55,56,000
11	JAMMU AND KASHMIR	1,32,138	1,96,11,000	3,58,50,27,000
12	JHARKHAND	72,496	4,19,46,672	5,10,80,56,290
13	KARNATAKA	2,06,340 *	2,84,39,000	8,23,78,19,000
14	KERALA	# 5,10,740	3,93,38,908	5,89,02,39,000
15	MADHYA PRADESH	2,85,330 *	8,92,34,000	9,12,32,35,000
16	MAHARASHTRA	6,27,248 *	2,83,77,556	4,76,35,80,000
17	MANIPUR	83694 *	2,52,12,000	3,29,13,84,000
18	MEGHALAYA	60949 *	1,08,56,000	1,96,07,80,000
19	MIZORAM	14616 *	1,21,52,856	1,56,77,23,700
20	NAGALAND	23840 *	2,22,39,000	2,58,71,82,000
21	ORISSA	1,06,752	3,27,02,000	4,12,65,96,000
22	PUDUCHERRY	1430 *	8,70,045	11,19,55,000
23	PUNJAB	34,045	45,65,000	70,19,15,000
24	RAJASTHAN	# 91130	16,44,29,000	15,54,17,23,000
25	SIKKIM	1,897	41,83,756	49,49,86,000
26	TAMIL NADU	3,18,724	24,64,09,100	21,56,64,06,000
27	TRIPURA	11,667	3,06,29,111	3,61,29,79,000
28	UTTARAKHAND	28,274	1,57,89,220	1,89,47,25,000
29	UTTAR PRADESH	12,80,661	23,56,39,000	25,76,84,23,200
30	WEST BENGAL	2,17,083	6,95,34,000	9,45,78,32,000
31	ANDAMAN AND NICOBAR ISLANDS	2,708	7,44,300	12,20,79,000
32	CHANDIGARH	0	0	0
33	DADRA AND NAGAR HAVELI	556	30,040	51,91,823
34	DAMAN AND DIU	0	0	0
35	LAKSHADWEEP	779	1,35,688	2,59,63,000
Grand Total		52,61,656	1,56,08,49,991	1,87,02,76,77,013

*Note:- Some of States are reporting cumulative performance since inception but now it has been reconciled with the performance figures supplied by the M/o Rural Development to set performance targets during **April, 2011-January,2012**

Previous figure repeated due to wide variation reported by the state

Swaranjayanti Gram Swarozgar Yojana (SGSY)

Individual Swarozgaries Assisted

% Achievement of Target
During April, 2011 - January, 2012

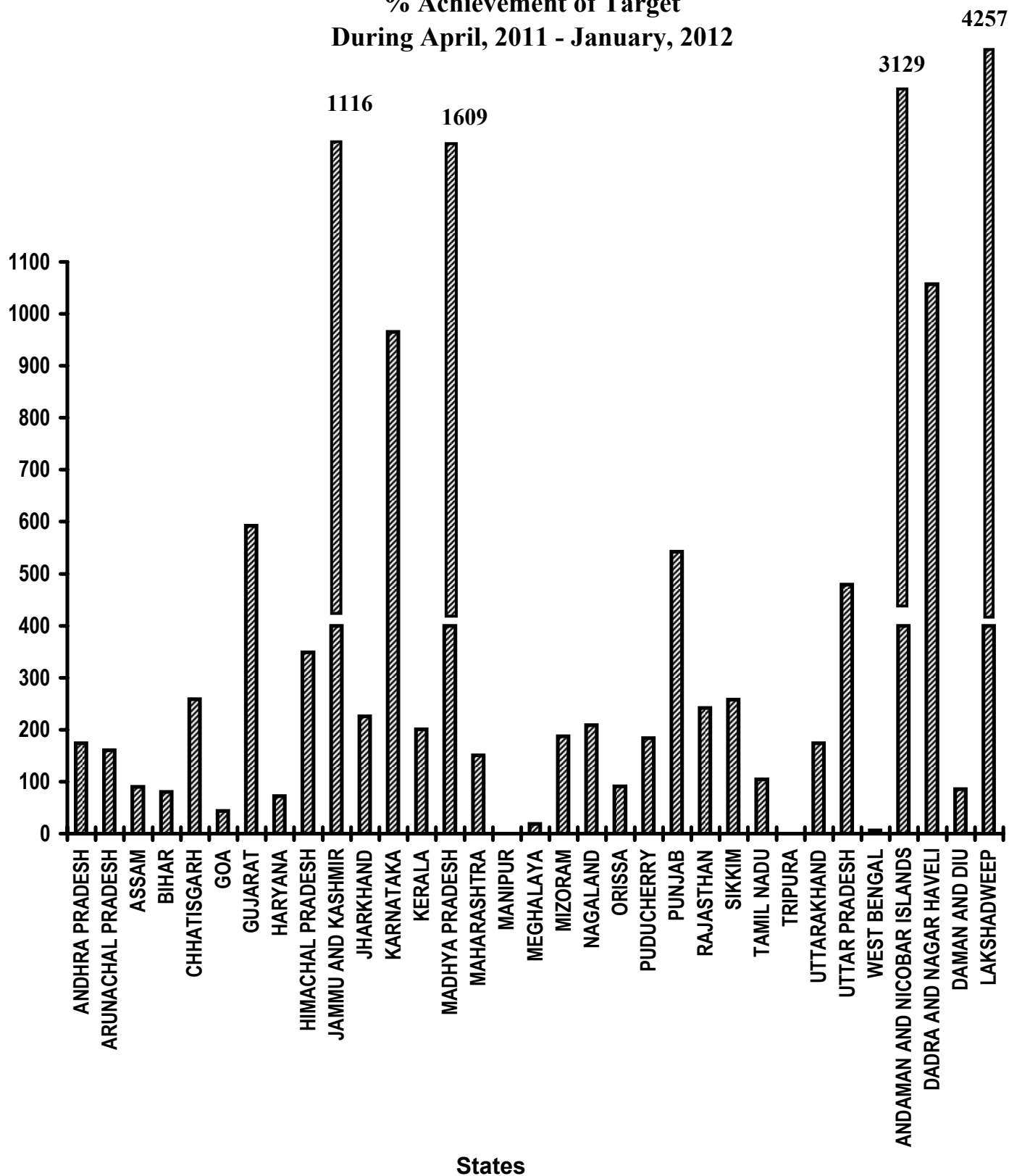


Table - 2(A)

**Swaranjayanti Gram Swarojgar Yojana
Individual Swarozgaries Assisted
(Unit: Number)**

Sl. No.	State/UT Name	Target		Achievement	Percent Achievement
		2011-2012	April,2011- January,2012	April,2011- January,2012	April,2011- January,2012
(1)	(2)	(3)	(4)	(5)	(5)/(4)
1	ANDHRA PRADESH	5,496	4,214	7,317	174
2	ARUNACHAL PRADESH	271	207	333 *	161
3	ASSAM	7,038	5,396	4,860	90
4	BIHAR	13,075	10,025	8,041	80
5	CHHATISGARH	2,905	2,227	5,775	259
6	GOA	82	62	27	44
7	GUJARAT	2,069	1,585	9,376	592
8	HARYANA	1,217	933	675	72
9	HIMACHAL PRADESH	513	393	1,370	349
10	JAMMU AND KASHMIR	634	485	5,414	1,116
11	JHARKHAND	4,930	3,780	8,540	226
12	KARNATAKA	4,151	3,182	# 30717	965
13	KERALA	1,862	1,426	2,862	201
14	MADHYA PRADESH	6,222	4,770	76,756	1,609
15	MAHARASHTRA	8,205	6,291	9,472	151
16	MANIPUR	472	360	0	0
17	MEGHALAYA	529	405	75	19
18	MIZORAM	122	94	176 *	187
19	NAGALAND	363	278	581	209
20	ORISSA	6,287	4,821	4,371	91
21	PUDUCHERRY	99	76	140	184
22	PUNJAB	592	454	2,462	542
23	RAJASTHAN	3,152	2,416	5,842	242
24	SIKKIM	136	104	268	258
25	TAMIL NADU	4,860	3,726	3,888	104
26	TRIPURA	852	652	0	0
27	UTTARAKHAND	991	759	1,323	174
28	UTTAR PRADESH	18,824	14,432	69,187	479
29	WEST BENGAL	6,987	5,357	300 *	6
30	ANDAMAN AND NICOBAR ISLANDS	9	7	219	3,129
31	DADRA AND NAGAR HAVELI	9	7	74	1,057
32	DAMAN AND DIU	9	7	6	86
33	LAKSHADWEEP	9	7	298	4,257
Grand Total		1,02,972	78,938	2,60,745	330

Very Good:(90% or above of targets)

ANDHRA PRADESH, ARUNACHAL PRADESH, ASSAM, CHHATISGARH, GUJARAT, HIMACHAL PRADESH, JAMMU AND KASHMIR, JHARKHAND, KARNATAKA, KERALA, MADHYA PRADESH, MAHARASHTRA, MIZORAM, NAGALAND, ORISSA, PUDUCHERRY, PUNJAB, RAJASTHAN, SIKKIM, TAMIL NADU, UTTARAKHAND, UTTAR PRADESH, ANDAMAN AND NICOBAR ISLANDS, DADRA AND NAGAR HAVELI, LAKSHADWEEP

Good:(Between 80% to 90% targets)

BIHAR, DAMAN AND DIU

Poor:(Below 80% of targets)

GOA, HARYANA, MANIPUR, MEGHALAYA, TRIPURA, WEST BENGAL

* Figures furnished by M/o Rural Development

Previoud month's figure repeated due to wide variation

Table - 2(B)

Swaranjayanti Gram Swarojgar Yojana

Sl. No.	State/UT Name	Individual SC Swarozgaries Assisted (Number)	Individual ST Swarozgaries Assisted (Number)	Individual Women Swarozgaries Assisted (Number)	Individual Disabled Swarozgaries Assisted (Number)
		April,2011-January,2012	April,2011-January,2012	April,2011-January,2012	April,2011-January,2012
(1)	(2)	(3)	(4)	(5)	(6)
1	ANDHRA PRADESH	3,074	811	6,872	397
2	ARUNACHAL PRADESH	0	0	0	0
3	ASSAM	702	838	1,748	281
4	BIHAR	2,975	80	1,956	348
5	CHHATISGARH	926	2,543	481	76
6	GOA	6	8	12	1
7	GUJARAT	4,172	3,646	2,840	79
8	HARYANA	282	0	282	45
9	HIMACHAL PRADESH	569	183	305	30
10	JAMMU AND KASHMIR	567	523	1,014	83
11	JHARKHAND	1,487	4,250	1,404	6
12	KARNATAKA	17,652	4,879	42,232	1,577
13	KERALA	2,230	219	1,539	328
14	MADHYA PRADESH	29,911	26,309	42,036	2,233
15	MAHARASHTRA	2,735	2,420	2,445	756
16	MANIPUR	0	0	0	0
17	MEGHALAYA	0	75	32	0
18	MIZORAM	0	91	54	11
19	NAGALAND	0	332	232	17
20	ORISSA	1,252	1,265	1,279	325
21	PUDUCHERRY	0	0	0	0
22	PUNJAB	1,818	0	576	20
23	RAJASTHAN	1,208	2,220	2,148	190
24	SIKKIM	78	629	847	26
25	TAMIL NADU	1,785	145	2,579	1,609
26	TRIPURA	0	0	0	0
27	UTTARAKHAND	1,176	60	205	8
28	UTTAR PRADESH	36,430	211	20,795	902
29	WEST BENGAL	25,740	5,391	66,670	100
30	ANDAMAN AND NICOBAR ISLANDS	0	25	41	2
31	DADRA AND NAGAR HAVELI	0	74	0	0
32	DAMAN AND DIU	0	14	0	0
33	LAKSHADWEEP	202	0	0	0
Grand Total		1,36,977	57,241	2,00,624	9,450

Table - 3(A)**Self Help Groups (SHG)****(Unit: Number)**

Sl. No.	State/UT Name	Formed under SGSY (Number) April,2011-January,2012
(1)	(2)	(3)
1	ANDHRA PRADESH	52,568
2	ARUNACHAL PRADESH	0
3	ASSAM	19,305
4	BIHAR	10,580
5	CHHATISGARH	5,580
6	DELHI	0
7	GOA	36
8	GUJARAT	4,600
9	HARYANA	1,785
10	HIMACHAL PRADESH	654
11	JAMMU AND KASHMIR	973
12	JHARKHAND	15,055
13	KARNATAKA	10,150
14	KERALA	2,008
15	MADHYA PRADESH	9,883
16	MAHARASHTRA	8,740
17	MANIPUR	312
18	MEGHALAYA	423
19	MIZORAM	87
20	NAGALAND	391
21	ORISSA	10,676
22	PUDUCHERRY	135
23	PUNJAB	649
24	RAJASTHAN	2,063
25	SIKKIM	88
26	TAMIL NADU	18,744
27	TRIPURA	1,515
28	UTTARAKHAND	3,823
29	UTTAR PRADESH	50,666
30	WEST BENGAL	27,039
31	ANDAMAN AND NICOBAR ISLANDS	73
32	CHANDIGARH	0
33	DADRA AND NAGAR HAVELI	0
34	DAMAN AND DIU	0
35	LAKSHADWEEP	0
Grand Total		2,58,601

Self Help Groups (SHG)

To whom income generating activities provided

% Achievement of Target

During April, 2011 - January, 2012

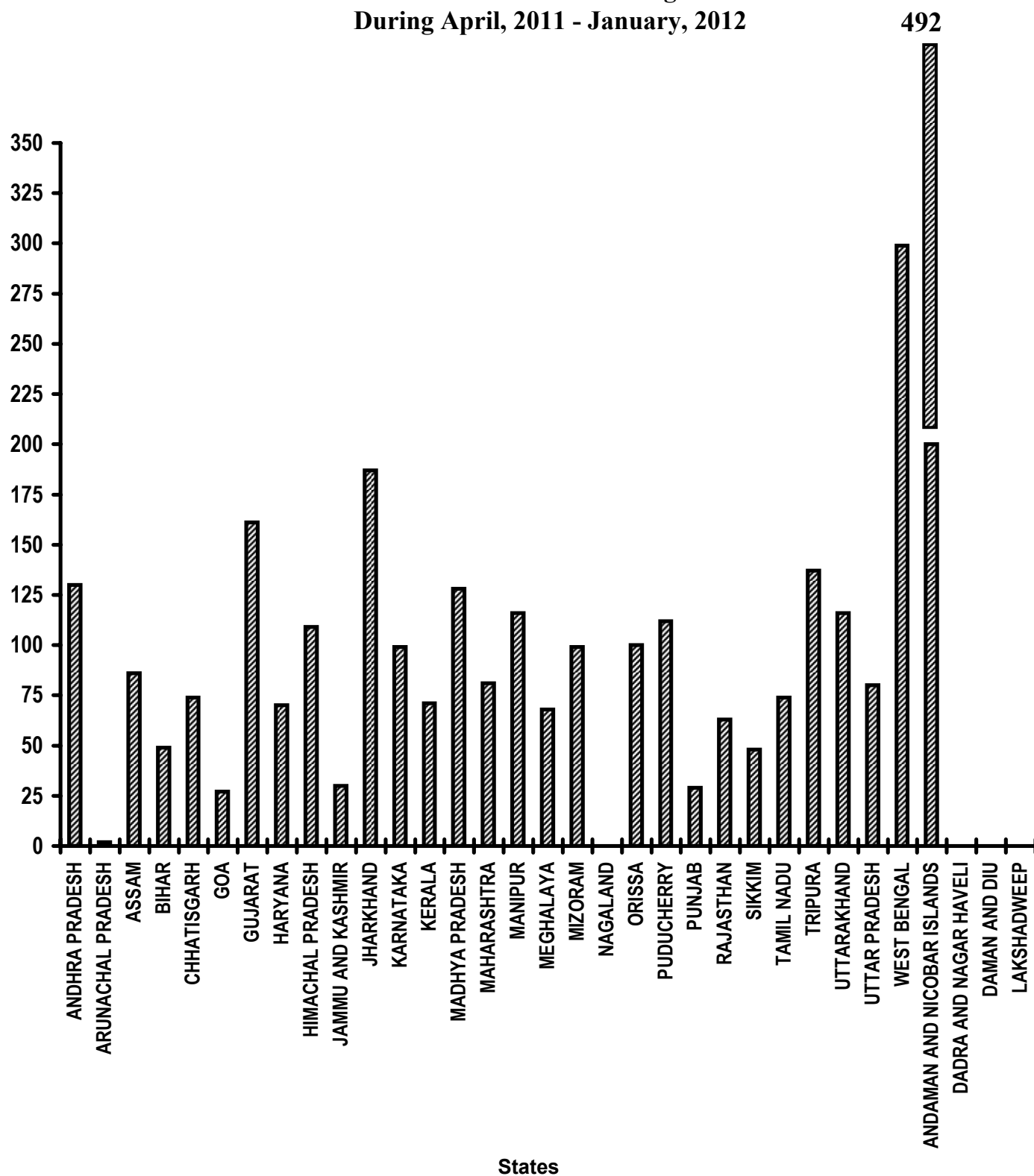


Table - 3(B)

Self Help Groups (SHG)
To whom income generating activities provided
(Unit: Number)

Sl. No.	State/UT Name	Target		Achievement April,2011- January,2012	Percent Achievement April,2011- January,2012
		2011-2012	April,2011- January,2012		
(1)	(2)	(3)	(4)	(5)	(5)/(4)
1	ANDHRA PRADESH	10,025	7,685	9,994	130
2	ARUNACHAL PRADESH	494	377	7 *	2
3	ASSAM	12,838	9,841	8,447	86
4	BIHAR	23,849	18,282	9,035	49
5	CHHATISGARH	5,298	4,060	3,012	74
6	GOA	155	119	32	27
7	GUJARAT	3,773	2,893	4,657	161
8	HARYANA	2,221	1,702	1,197	70
9	HIMACHAL PRADESH	935	717	784	109
10	JAMMU AND KASHMIR	1,157	886	266	30
11	JHARKHAND	8,992	6,892	12,869	187
12	KARNATAKA	7,571	5,804	5,764	99
13	KERALA	3,397	2,603	1,860	71
14	MADHYA PRADESH	11,349	8,699	11,120	128
15	MAHARASHTRA	14,965	11,473	9,289	81
16	MANIPUR	861	659	767	116
17	MEGHALAYA	964	737	502	68
18	MIZORAM	223	170	169 *	99
19	NAGALAND	661	506	0	0
20	ORISSA	11,467	8,789	8,790	100
21	PUDUCHERRY	180	138	154	112
22	PUNJAB	1,079	825	243	29
23	RAJASTHAN	5,749	4,405	2,781	63
24	SIKKIM	248	189	91	48
25	TAMIL NADU	8,865	6,796	5,026	74
26	TRIPURA	1,554	1,190	1626 *	137
27	UTTARAKHAND	1,808	1,386	1,609	116
28	UTTAR PRADESH	34,336	26,323	21,131	80
29	WEST BENGAL	12,743	9,769	29,171	299
30	ANDAMAN AND NICOBAR ISLANDS	16	12	59	492
31	DADRA AND NAGAR HAVELI	16	12	0	0
32	DAMAN AND DIU	16	12	0	0
33	LAKSHADWEEP	16	12	0	0
Grand Total		1,87,821	1,43,963	1,50,452	105

Very Good:(90% or above of targets)

ANDHRA PRADESH, GUJARAT, HIMACHAL PRADESH, JHARKHAND, KARNATAKA, MADHYA PRADESH, MANIPUR, MIZORAM, ORISSA, PUDUCHERRY, TRIPURA, UTTARAKHAND, WEST BENGAL, ANDAMAN AND NICOBAR ISLANDS

Good:(Between 80% to 90% targets)

ASSAM, MAHARASHTRA, UTTAR PRADESH

Poor:(Below 80% of targets)

ARUNACHAL PRADESH, BIHAR, CHHATISGARH, GOA, HARYANA, JAMMU AND KASHMIR, KERALA, MEGHALAYA, NAGALAND, PUNJAB, RAJASTHAN, SIKKIM, TAMIL NADU, DADRA AND NAGAR HAVELI, DAMAN AND DIU, LAKSHADWEEP

* Figures furnished by M/o Rural Development

Table - 4(A)**Distribution of waste land to the landless****(Unit: Hectare)**

Sl. No.		State/UT Name	Total Land Distributed (Hectare) April,2011-January,2012
(1)	(2)	(3)	
1	ANDHRA PRADESH	467	
2	ARUNACHAL PRADESH	0	
3	ASSAM	0	
4	BIHAR	169	
5	CHHATISGARH	0	
6	DELHI	0	
7	GOA	0	
8	GUJARAT	0	
9	HARYANA	0	
10	JAMMU AND KASHMIR	0	
11	JHARKHAND	313	
12	KARNATAKA	0	
13	KERALA	0	
14	MADHYA PRADESH	0	
15	MAHARASHTRA	0	
16	MANIPUR	0	
17	MEGHALAYA	0	
18	MIZORAM	0	
19	NAGALAND	0	
20	ORISSA	172	
21	PUDUCHERRY	0	
22	PUNJAB	0	
23	RAJASTHAN	0	
24	SIKKIM	4	
25	TAMIL NADU	49	
26	TRIPURA	0	
27	UTTARAKHAND	0	
28	UTTAR PRADESH	1,845	
29	WEST BENGAL	0	
30	ANDAMAN AND NICOBAR ISLANDS	0	
31	CHANDIGARH	0	
32	DADRA AND NAGAR HAVELI	0	
33	DAMAN AND DIU	0	
34	LAKSHADWEEP	0	
Grand Total			3,019

Table - 4(B)

Distribution of waste land to the landless

Sl. No.	State/UT Name	Land Distributed to SC	Land Distributed to ST	Land Distributed to Others
		(Hectare) April,2011- January,2012	(Hectare) April,2011- January,2012	(Hectare) April,2011- January,2012
(1)	(2)	(3)	(4)	(5)
1	ANDHRA PRADESH	85	102	279
2	ARUNACHAL PRADESH	0	0	0
3	ASSAM	0	0	0
4	BIHAR	147	3	19
5	CHHATISGARH	0	0	0
6	DELHI	0	0	0
7	GOA	0	0	0
8	GUJARAT	0	0	0
9	HARYANA	0	0	0
10	JAMMU AND KASHMIR	0	0	0
11	JHARKHAND	39	34	30
12	KARNATAKA	0	0	0
13	KERALA	0	0	0
14	MADHYA PRADESH	0	0	0
15	MAHARASHTRA	0	0	0
16	MANIPUR	0	0	0
17	MEGHALAYA	0	0	0
18	MIZORAM	0	0	0
19	NAGALAND	0	0	0
20	ORISSA	36	76	60
21	PUDUCHERRY	0	0	0
22	PUNJAB	0	0	0
23	RAJASTHAN	0	0	0
24	SIKKIM	0	2	2
25	TAMIL NADU	15	1	33
26	TRIPURA	0	0	0
27	UTTARAKHAND	0	0	0
28	UTTAR PRADESH	1,648	0	197
29	WEST BENGAL	0	0	0
30	ANDAMAN AND NICOBAR ISLANDS	0	0	0
31	CHANDIGARH	0	0	0
32	DADRA AND NAGAR HAVELI	0	0	0
33	DAMAN AND DIU	0	0	0
34	LAKSHADWEEP	0	0	0
Grand Total		1,970	218	620

Table - 5(A)

Minimum Wages Enforcement (including Farm Labour)

Sl. No.	State/UT Name	Agriculture and Farm Workers: Inspections made (Number) April,2011-January,2012	Agriculture and Farm Workers: Irregularities detected (Number) April,2011-January,2012	Agriculture and Farm Workers: Irregularities rectified (Number) April,2011-January,2012
(1)	(2)	(3)	(4)	(5)
1	ANDHRA PRADESH	0	0	0
2	ARUNACHAL PRADESH	0	0	0
3	ASSAM	0	0	0
4	BIHAR	13,742	2,736	2,767
5	CHHATISGARH	0	0	0
6	DELHI	0	0	0
7	GOA	898	12	6
8	GUJARAT	46,750	3,160	3,442
9	HARYANA	0	0	0
10	HIMACHAL PRADESH	0	0	0
11	JAMMU AND KASHMIR	0	0	0
12	JHARKHAND	5,220	522	379
13	KARNATAKA	0	0	0
14	KERALA	0	0	27
15	MADHYA PRADESH	0	0	0
16	MAHARASHTRA	0	0	0
17	MANIPUR	551	12	6
18	MEGHALAYA	0	0	0
19	MIZORAM	0	0	0
20	NAGALAND	0	0	0
21	ORISSA	0	0	0
22	PUDUCHERRY	0	0	0
23	PUNJAB	0	0	0
24	RAJASTHAN	1,846	2	1
25	SIKKIM	0	0	0
26	TAMIL NADU	0	0	0
27	TRIPURA	0	0	0
28	UTTARAKHAND	0	0	0
29	UTTAR PRADESH	0	0	0
30	WEST BENGAL	0	0	0
31	ANDAMAN AND NICOBAR ISLANDS	0	0	0
32	CHANDIGARH	0	0	0
33	DADRA AND NAGAR HAVELI	5	0	0
34	DAMAN AND DIU	0	0	0
35	LAKSHADWEEP	0	0	0
Grand Total		69,012	6,444	6,628

Table - 5(B)

**Minimum Wages Enforcement (including Farm Labour)
(Unit: Number)**

Sl. No.		State/UT Name	Agriculture and Farm Workers: Claims filed (Number) April,2011-January,2012	Agriculture and Farm Workers: Claims settled (Number) April,2011-January,2012
(1)	(2)		(3)	(4)
1		ANDHRA PRADESH	0	0
2		ARUNACHAL PRADESH	0	0
3		ASSAM	0	0
4		BIHAR	822	883
5		CHHATISGARH	0	0
6		DELHI	0	0
7		GOA	1	0
8		GUJARAT	0	0
9		HARYANA	0	0
10		HIMACHAL PRADESH	0	0
11		JAMMU AND KASHMIR	0	0
12		JHARKHAND	4,447	30
13		KARNATAKA	0	0
14		KERALA	0	0
15		MADHYA PRADESH	0	0
16		MAHARASHTRA	0	0
17		MANIPUR	0	0
18		MEGHALAYA	0	0
19		MIZORAM	0	0
20		NAGALAND	0	0
21		ORISSA	0	0
22		PUDUCHERRY	0	0
23		PUNJAB	0	0
24		RAJASTHAN	2	6
25		SIKKIM	0	0
26		TAMIL NADU	0	0
27		TRIPURA	0	0
28		UTTARAKHAND	0	0
29		UTTAR PRADESH	0	0
30		WEST BENGAL	0	0
31		ANDAMAN AND NICOBAR ISLANDS	0	0
32		CHANDIGARH	0	0
33		DADRA AND NAGAR HAVELI	1	0
34		DAMAN AND DIU	0	0
35		LAKSHADWEEP	0	0
Grand Total			5,273	919

Table - 5(C)

Minimum Wages Enforcement (including Farm Labour)

Sl. No.	State/UT Name	Agriculture and Farm Workers: Prosecution cases Pending (Number) April,2011-January,2012	Agriculture and Farm Workers: Prosecution cases filed (Number) April,2011-January,2012	Agriculture and Farm Workers: Prosecution cases decided (Number) April,2011-January,2012
		(3)	(4)	(5)
1	ANDHRA PRADESH	0	0	0
2	ARUNACHAL PRADESH	0	0	0
3	ASSAM	0	0	0
4	BIHAR	401	0	0
5	CHHATISGARH	0	0	0
6	DELHI	0	0	0
7	GOA	0	4	0
8	GUJARAT	6,720	33	107
9	HARYANA	0	0	0
10	HIMACHAL PRADESH	0	0	0
11	JAMMU AND KASHMIR	0	0	0
12	JHARKHAND	20	7	0
13	KARNATAKA	0	0	0
14	KERALA	0	0	0
15	MADHYA PRADESH	0	0	0
16	MAHARASHTRA	0	0	0
17	MANIPUR	0	0	0
18	MEGHALAYA	0	0	0
19	MIZORAM	0	0	0
20	NAGALAND	0	0	0
21	ORISSA	0	0	0
22	PUDUCHERRY	0	0	0
23	PUNJAB	0	0	0
24	RAJASTHAN	1	0	0
25	SIKKIM	0	0	0
26	TAMIL NADU	0	0	0
27	TRIPURA	0	0	0
28	UTTARAKHAND	0	0	0
29	UTTAR PRADESH	0	0	0
30	WEST BENGAL	0	0	0
31	ANDAMAN AND NICOBAR ISLANDS	0	0	0
32	CHANDIGARH	0	0	0
33	DADRA AND NAGAR HAVELI	0	1	0
34	DAMAN AND DIU	0	0	0
35	LAKSHADWEEP	0	0	0
Grand Total		7,142	45	107

Table - 6(A)

Food security-Targeted Public Distribution system (APL+BPL+AAAY)

Sl. No.	State/UT Name	Allocation of Food Grains (Tonnes)	Off take * (Tonnes)	Percentage of offtake w.r.t. Allocation of Food Grains
		April,2011-January,2012	April,2011-January,2012	
(1)	(2)	(3)	(4)	(5)
1	ANDHRA PRADESH	31,01,116	25,12,793	81
2	ARUNACHAL PRADESH	84,630	67,714	80
3	ASSAM	14,92,280	13,63,658	91
4	BIHAR	30,33,000	23,11,965	76
5	CHHATISGARH	10,11,400	8,89,668	88
6	DELHI	4,98,038	4,48,889	90
7	GOA	49,810	50,743	102
8	GUJARAT	16,71,220	10,54,551	63
9	HARYANA	6,06,420	5,05,636	83
10	HIMACHAL PRADESH	4,31,156	4,27,429	99
11	JAMMU AND KASHMIR	6,30,670	6,28,232	100
12	JHARKHAND	11,12,590	8,47,541	76
13	KARNATAKA	19,78,358	18,79,901	95
14	KERALA	11,86,226	12,03,875	101
15	MADHYA PRADESH	22,24,650	21,75,342	98
16	MAHARASHTRA	38,53,940	30,11,686	78
17	MANIPUR	1,31,954	1,12,255	85
18	MEGHALAYA	1,50,266	1,47,539	98
19	MIZORAM	58,450	55,563	95
20	NAGALAND	1,05,730	1,19,644	113
21	ORISSA	17,64,356	17,12,746	97
22	PUDUCHERRY	48,860	38,412	79
23	PUNJAB	6,76,104	5,61,836	83
24	RAJASTHAN	17,51,890	17,49,855	100
25	SIKKIM	36,890	38,251	104
26	TAMIL NADU	31,02,360	31,29,266	101
27	TRIPURA	2,57,494	2,26,589	88
28	UTTARAKHAND	4,17,370	3,67,692	88
29	UTTAR PRADESH	59,02,470	56,07,574	95
30	WEST BENGAL	31,20,888	27,02,582	87
31	ANDAMAN AND NICOBAR ISLANDS	28,350	13,548	48
32	CHANDIGARH	28,850	28,170	98
33	DADRA AND NAGAR HAVELI	8,540	8,461	99
34	DAMAN AND DIU	4,488	4,026	90
35	LAKSHADWEEP	3,850	2,703	70
Grand Total		4,05,64,664	3,60,06,335	89

Very Good:(90% or above of targets)

ASSAM, DELHI, GOA, HIMACHAL PRADESH, JAMMU AND KASHMIR, KARNATAKA, KERALA, MADHYA PRADESH, MEGHALAYA, MIZORAM, NAGALAND, ORISSA, RAJASTHAN, SIKKIM, TAMIL NADU, UTTAR PRADESH, CHANDIGARH, DADRA AND NAGAR HAVELI, DAMAN AND DIU

Good:(Between 80% to 90% targets)

ANDHRA PRADESH, ARUNACHAL PRADESH, CHHATISGARH, HARYANA, MANIPUR, PUNJAB, TRIPURA, UTTARAKHAND, WEST BENGAL

Poor:(Below 80% of targets)

BIHAR, GUJARAT, JHARKHAND, MAHARASHTRA, PUDUCHERRY, ANDAMAN AND NICOBAR ISLANDS, LAKSHADWEEP

* Offtake figures are provisional, subject to confirmation from FCI

Table - 6(B)

Food security-Targeted Public Distribution system (only AAY)

Sl. No.	State/UT Name	Allocation of Food Grains (Tonnes)	Off take (Tonnes) *	Percentage of offtake w.r.t. Allocation of Food Grains
		April,2011-January,2012	April,2011-January,2012	
(1)	(2)	(3)	(4)	(5)
1	ANDHRA PRADESH	5,45,240	5,45,623	100
2	ARUNACHAL PRADESH	13,310	10,470	79
3	ASSAM	2,46,410	2,43,830	99
4	BIHAR	8,75,350	7,95,801	91
5	CHHATISGARH	2,51,620	2,41,278	96
6	DELHI	52,570	33,093	63
7	GOA	5,090	5,142	101
8	GUJARAT	2,83,400	2,83,725	100
9	HARYANA	1,02,350	98,427	96
10	HIMACHAL PRADESH	68,950	68,324	99
11	JAMMU AND KASHMIR	89,490	91,478	102
12	JHARKHAND	3,21,270	3,14,399	98
13	KARNATAKA	4,19,910	4,16,491	99
14	KERALA	2,08,550	2,11,367	101
15	MADHYA PRADESH	5,53,550	5,25,553	95
16	MAHARASHTRA	8,62,400	7,75,743	90
17	MANIPUR	22,270	# 27413	123
18	MEGHALAYA	24,570	24,029	98
19	MIZORAM	9,100	8,501	93
20	NAGALAND	16,640	19,262	116
21	ORISSA	4,42,600	4,34,257	98
22	PUDUCHERRY	11,290	10,204	90
23	PUNJAB	62,800	45,802	73
24	RAJASTHAN	3,26,240	3,25,825	100
25	SIKKIM	5,780	6,121	106
26	TAMIL NADU	6,52,520	6,66,249	102
27	TRIPURA	39,600	39,764	100
28	UTTARAKHAND	66,820	59,438	89
29	UTTAR PRADESH	14,32,900	14,31,777	100
30	WEST BENGAL	5,18,070	3,99,157	77
31	ANDAMAN AND NICOBAR ISLANDS	1,500	694	46
32	CHANDIGARH	520	105	20
33	DADRA AND NAGAR HAVELI	1,830	1,937	106
34	DAMAN AND DIU	530	471	89
35	LAKSHADWEEP	420	# 504	120
Grand Total		85,35,460	81,62,254	96

Very Good:(90% or above of targets)

ANDHRA PRADESH, ASSAM, BIHAR, CHHATISGARH, GOA, GUJARAT, HARYANA, HIMACHAL PRADESH, JAMMU AND KASHMIR, JHARKHAND, KARNATAKA, KERALA, MADHYA PRADESH, MAHARASHTRA, MANIPUR, MEGHALAYA, MIZORAM, NAGALAND, ORISSA, PUDUCHERRY, RAJASTHAN, SIKKIM, TAMIL NADU, TRIPURA, UTTAR PRADESH, DADRA AND NAGAR HAVELI, LAKSHADWEEP

Good:(Between 80% to 90% targets)

UTTARAKHAND, DAMAN AND DIU

Poor:(Below 80% of targets)

ARUNACHAL PRADESH, DELHI, PUNJAB, WEST BENGAL, ANDAMAN AND NICOBAR ISLANDS, CHANDIGARH

* Offtake figures are provisional, subject to confirmation from FCI

Offtake figures are high due to inclusion of backlog stock of previous year as clarified by the Nodal Ministry

Table - 6(C)

Food Security - Targeted Public Distribution System (Only BPL)

Sl. No.	State/UT Name	Allocation of Food Grains (Tonnes)	Off take (Tonnes) *	Percentage of offtake w.r.t. Allocation of Food Grains
		April,2011- January,2012	April,2011- January,2012	
(1)	(2)	(3)	(4)	(5)
1	ANDHRA PRADESH	8,76,740	8,68,235	99
2	ARUNACHAL PRADESH	21,270	17,479	82
3	ASSAM	3,96,020	3,91,356	99
4	BIHAR	14,07,810	12,35,511	88
5	CHHATISGARH	4,04,740	4,02,390	99
6	DELHI	90,580	85,440	94
7	GOA	4,610	4,373	95
8	GUJARAT	4,58,640	4,20,624	92
9	HARYANA	1,73,810	1,90,106	109
10	HIMACHAL PRADESH	1,10,950	1,09,189	98
11	JAMMU AND KASHMIR	1,68,080	1,73,224	103
12	JHARKHAND	5,16,640	4,86,443	94
13	KARNATAKA	6,75,320	6,63,656	98
14	KERALA	3,35,290	3,42,105	102
15	MADHYA PRADESH	8,90,180	# 11,56,477	130
16	MAHARASHTRA	14,24,520	13,68,051	96
17	MANIPUR	35,840	# 43063	120
18	MEGHALAYA	39,480	37,660	95
19	MIZORAM	14,700	13,850	94
20	NAGALAND	26,760	29,443	110
21	ORISSA	9,71,310	9,61,398	99
22	PUDUCHERRY	17,970	16,112	90
23	PUNJAB	1,00,980	96,257	95
24	RAJASTHAN	5,24,610	5,27,742	101
25	SIKKIM	9,420	11,010	117
26	TAMIL NADU	10,49,360	10,60,517	101
27	TRIPURA	63,650	65,260	103
28	UTTARAKHAND	1,07,490	1,01,295	94
29	UTTAR PRADESH	23,04,750	24,60,667	107
30	WEST BENGAL	12,94,650	11,93,275	92
31	ANDAMAN AND NICOBAR ISLANDS	4,450	3,228	73
32	CHANDIGARH	3,130	2,866	92
33	DADRA AND NAGAR HAVELI	4,190	4,332	103
34	DAMAN AND DIU	870	# 1565	180
35	LAKSHADWEEP	630	# 756	120
Grand Total		1,45,29,440	1,45,44,955	100

Very Good:(90% or above of targets)

ANDHRA PRADESH, ASSAM, CHHATISGARH, DELHI, GOA, GUJARAT, HARYANA, HIMACHAL PRADESH, JAMMU AND KASHMIR, JHARKHAND, KARNATAKA, KERALA, MADHYA PRADESH, MAHARASHTRA, MANIPUR, MEGHALAYA, MIZORAM, NAGALAND, ORISSA, PUDUCHERRY, PUNJAB, RAJASTHAN, SIKKIM, TAMIL NADU, TRIPURA, UTTARAKHAND, UTTAR PRADESH, WEST BENGAL, CHANDIGARH, DADRA AND NAGAR HAVELI, DAMAN AND DIU, LAKSHADWEEP

Good:(Between 80% to 90% targets)

ARUNACHAL PRADESH, BIHAR

Poor:(Below 80% of targets)

ANDAMAN AND NICOBAR ISLANDS

* Offtake figures are provisional, subject to confirmation from FCI

Offtake figures are high due to inclusion of backlog stock of previous year as clarified by the Nodal Ministry

Table - 7

Rural Housing - Indira Awaas Yojana
Houses constructed
(Unit: Number)

Sl. No.	State/UT Name	Target		Achievement April,2011- January,2012	Percent Achievement April,2011- January,2012
		2011-2012	April,2011- January,2012		
(1)	(2)	(3)	(4)	(5)	(5)/(4)
1	ANDHRA PRADESH	2,49,013	1,74,309	2,08,444	120
2	ARUNACHAL PRADESH	7,548	5,283	1163 *	22
3	ASSAM	1,66,913	1,10,171	86,292	78
4	BIHAR	7,37,486	5,16,239	3,05,580	59
5	CHHATISGARH	37,466	26,225	17,904	68
6	GOA	1,547	1,083	986	91
7	GUJARAT	1,23,168	86,210	52,144	60
8	HARYANA	17,293	12,104	9,757	81
9	HIMACHAL PRADESH	5,659	3,960	4,613	116
10	JAMMU AND KASHMIR	17,578	12,303	13,250	108
11	JHARKHAND	63,477	44,433	89,576	202
12	KARNATAKA	96,760	67,732	18,827	28
13	KERALA	53,808	37,665	35,369	94
14	MADHYA PRADESH	76,135	53,292	29,268	55
15	MAHARASHTRA	1,51,063	1,05,742	83,384	79
16	MANIPUR	6,552	4,586	4,500	98
17	MEGHALAYA	11,412	7,988	3,308	41
18	MIZORAM	2,432	1,702	1,702	100
19	NAGALAND	7,552	5,285	8,083	153
20	ORISSA	1,42,082	99,456	74,290	75
21	PUDUCHERRY	1,190	832	21	3
22	PUNJAB	21,386	14,969	12,366	83
23	RAJASTHAN	61,894	43,324	24,769	57
24	SIKKIM	1,444	1,010	1,805	179
25	TAMIL NADU	1,00,553	70,385	23,438	33
26	TRIPURA	14,704	10,292	3916 *	38
27	UTTARAKHAND	15,488	10,841	8,546	79
28	UTTAR PRADESH	3,32,804	2,32,962	1,75,128	75
29	WEST BENGAL	1,99,176	1,39,422	1,52,430	109
30	ANDAMAN AND NICOBAR ISLANDS	2,389	1,671	532	32
31	DADRA AND NAGAR HAVELI	398	292	215	74
32	DAMAN AND DIU	178	124	37	30
33	LAKSHADWEEP	154	106	128	121
Grand Total		27,26,702	19,01,998	14,51,771	76

Very Good:(90% or above of targets)

ANDHRA PRADESH, GOA, HIMACHAL PRADESH, JAMMU AND KASHMIR, JHARKHAND, KERALA, MANIPUR, MIZORAM, NAGALAND, SIKKIM, WEST BENGAL, LAKSHADWEEP

Good:(Between 80% to 90% targets)

HARYANA, PUNJAB

Poor:(Below 80% of targets)

ARUNACHAL PRADESH, ASSAM, BIHAR, CHHATISGARH, GUJARAT, KARNATAKA, MADHYA PRADESH, MAHARASHTRA, MEGHALAYA, ORISSA, PUDUCHERRY, RAJASTHAN, TAMIL NADU, TRIPURA, UTTARAKHAND, UTTAR PRADESH, ANDAMAN AND NICOBAR ISLANDS, DADRA AND NAGAR HAVELI, DAMAN AND DIU

* Figures supplied by M/o Rural Development

Table - 8

**EWS/LIG Houses in Urban Areas
Houses constructed
(Unit: Number)**

Sl. No.	State/UT Name	Target		Achievement	Percent
		2011-2012	April,2011- January,2012	April,2011- January,2012	Achievement April,2011- January,2012
(1)	(2)	(3)	(4)	(5)	(5)/(4)
1	ANDHRA PRADESH	40,000	33,333	28,032	84
2	ARUNACHAL PRADESH	250	208	0	0
3	ASSAM	4,000	3,333	0	0
4	BIHAR	8,000	6,666	2,465	37
5	CHHATISGARH	12,500	10,416	2,254	22
6	DELHI	20,000	16,666	175	1
7	GUJARAT	35,000	29,166	9,851	34
8	HARYANA	5,500	4,583	13,270	290
9	JHARKHAND	5,000	4,166	8,858	213
10	KARNATAKA	14,000	11,666	16,085	138
11	KERALA	15,000	12,500	267	2
12	MADHYA PRADESH	25,000	20,833	2,668	13
13	MAHARASHTRA	70,000	58,333	33,560	58
14	MEGHALAYA	600	500	0	0
15	MIZORAM	1,150	958	0	0
16	NAGALAND	2,000	1,666	0	0
17	ORISSA	5,800	4,833	155	3
18	PUDUCHERRY	1,200	1,000	0	0
19	PUNJAB	2,000	1,666	0	0
20	RAJASTHAN	22,000	18,333	18,376	100
21	TAMIL NADU	35,000	29,166	3,596	12
22	TRIPURA	1,000	833	308	37
23	UTTARAKHAND	3,000	2,500	0	0
24	UTTAR PRADESH	32,000	26,666	1,586	6
25	WEST BENGAL	35,000	29,166	5,504	19
26	CHANDIGARH	5,000	4,166	0	0
Grand Total		4,00,000	3,33,322	1,47,010	44

Very Good:(90% or above of targets)

HARYANA, JHARKHAND, KARNATAKA, RAJASTHAN

Good:(Between 80% to 90% targets)

ANDHRA PRADESH

Poor:(Below 80% of targets)

ARUNACHAL PRADESH, ASSAM, BIHAR, CHHATISGARH, DELHI, GUJARAT, KERALA, MADHYA PRADESH, MAHARASHTRA, MEGHALAYA, MIZORAM, NAGALAND, ORISSA, PUDUCHERRY, PUNJAB, TAMIL NADU, TRIPURA, UTTARAKHAND, UTTAR PRADESH, WEST BENGAL, CHANDIGARH

Table - 9(A)

Rural Areas: National Rural Drinking Water Programme (NRDWP)

Habitations covered (Partially covered & Slipped back)

(Unit: Number)

Sl. No.	State/UT Name	Target		Achievement *	Percent Achievement
		2011-2012	April,2011- January,2012	April,2011- January,2012	April,2011- January,2012
(1)	(2)	(3)	(4)	(5)	(5)/(4)
1	ANDHRA PRADESH	5,433	3,983	2,255	57
2	ARUNACHAL PRADESH	300	220	191	87
3	ASSAM	2,915	2,137	1,775	83
4	BIHAR	9,435	6,918	4,923	71
5	CHHATISGARH	5,126	3,758	3,340	89
6	GUJARAT	720	528	494	94
7	HARYANA	839	613	494	81
8	HIMACHAL PRADESH	2,557	1,873	1,929	103
9	JAMMU AND KASHMIR	903	661	188 *	28
10	JHARKHAND	18,306	13,423	1,431	11
11	KARNATAKA	7,000	5,133	3,061	60
12	KERALA	667	487	190	39
13	MADHYA PRADESH	16,140	11,836	11740 *	99
14	MAHARASHTRA	5,135	3,764	3,394	90
15	MANIPUR	326	238	133	56
16	MEGHALAYA	523	382	249	65
17	MIZORAM	125	91	64	70
18	NAGALAND	35	25	52 *	208
19	ORISSA	3,116	2,284	3,742	164
20	PUNJAB	1,608	1,178	477	40
21	RAJASTHAN	2,272	1,664	2,255	136
22	SIKKIM	200	146	29	20
23	TAMIL NADU	5,923	4,342	2,701	62
24	UTTARAKHAND	1,341	982	661	67
25	UTTAR PRADESH	22,500	16,500	13,028	79
26	WEST BENGAL	1,934	1,416	1,496	106
<i>Grand Total</i>		1,15,379	84,582	60,292	71

Very Good:(90% or above of targets)

GUJARAT, HIMACHAL PRADESH, MADHYA PRADESH, MAHARASHTRA, NAGALAND, ORISSA, RAJASTHAN, WEST BENGAL

Good:(Between 80% to 90% targets)

ARUNACHAL PRADESH, ASSAM, CHHATISGARH, HARYANA

Poor:(Below 80% of targets)

ANDHRA PRADESH, BIHAR, JAMMU AND KASHMIR, JHARKHAND, KARNATAKA, KERALA, MANIPUR, MEGHALAYA, MIZORAM, PUNJAB, SIKKIM, TAMIL NADU, UTTARAKHAND, UTTAR PRADESH

* Achievement of some States/UTs have been reconciled with figure as supplied by from M/o Drinking Water and Sanitation

Table - 9(B)

Rural Areas: National Rural Drinking Water Programme (NRDWP)
Coverage of water quality affected habitations
(Unit: Number)

Sl. No.	State/UT Name	Target		Achievement *	Percent Achievement
		2011-2012	April,2011- January,2012	April,2011- January,2012	April,2011- January,2012
(1)	(2)	(3)	(4)	(5)	(5)/(4)
1	ANDHRA PRADESH	201	147	42	29
2	ASSAM	3,158	2,315	1,896	82
3	BIHAR	6,375	4,675	1,995	43
4	CHHATISGARH	3,283	2,406	677	28
5	GUJARAT	405	297	113	38
6	HARYANA	23	17	16	94
7	JAMMU AND KASHMIR	20	14	1	7
8	JHARKHAND	804	588	383	65
9	KARNATAKA	2,000	1,466	1,406	96
10	KERALA	157	113	35	31
11	MADHYA PRADESH	575	421	336 *	80
12	MAHARASHTRA	1,272	931	793	85
13	MANIPUR	4	3	0	0
14	MEGHALAYA	12	8	3	38
15	NAGALAND	50	36	35 *	97
16	ORISSA	1,609	1,179	1,093	93
17	PUNJAB	22	14	34	243
18	RAJASTHAN	3,801	2,786	3,099	111
19	TAMIL NADU	77	56	35	62
20	TRIPURA	982	718	165	23
21	UTTAR PRADESH	800	586	220	38
22	WEST BENGAL	4,160	3,050	326	11
<i>Grand Total</i>		29,790	21,826	12,703	58

Very Good:(90% or above of targets)

HARYANA, KARNATAKA, NAGALAND, ORISSA, PUNJAB, RAJASTHAN

Good:(Between 80% to 90% targets)

ASSAM, MADHYA PRADESH, MAHARASHTRA

Poor:(Below 80% of targets)

ANDHRA PRADESH, BIHAR, CHHATISGARH, GUJARAT, JAMMU AND KASHMIR, JHARKHAND, KERALA, MANIPUR, MEGHALAYA, TAMIL NADU, TRIPURA, UTTAR PRADESH, WEST BENGAL

* Achievement of some States/UTs have been reconciled with figure as supplied by from M/o Drinking Water and Sanitation

Table - 10

Sanitation Programme in Rural Areas

(Unit: Number)

Sl. No.		State/UT Name	Individual Household latrines constructed (Number) April,2011-January,2012
(1)	(2)		(3)
1	ANDHRA PRADESH		5,47,926
2	ARUNACHAL PRADESH		22,350
3	ASSAM		3,81,803
4	BIHAR		6,19,333
5	CHHATISGARH		56,044
6	DELHI		0
7	GOA		0
8	GUJARAT		2,44,180
9	HARYANA		87,262
10	HIMACHAL PRADESH		29,562
11	JAMMU AND KASHMIR		44,961
12	JHARKHAND		39,728
13	KARNATAKA		3,51,899
14	KERALA		0
15	MADHYA PRADESH		7,06,297
16	MAHARASHTRA		3,26,454
17	MANIPUR		41,957
18	MEGHALAYA		38,031
19	MIZORAM		10,081
20	NAGALAND		46,318
21	ORISSA		3,09,175
22	PUDUCHERRY		0
23	PUNJAB		32,535
24	RAJASTHAN		4,87,089
25	SIKKIM		0
26	TAMIL NADU		2,29,891
27	TRIPURA		21,158
28	UTTARAKHAND		98,340
29	UTTAR PRADESH		12,21,672
30	WEST BENGAL		5,60,606
31	ANDAMAN AND NICOBAR ISLANDS		0
32	CHANDIGARH		0
33	DADRA AND NAGAR HAVELI		0
34	DAMAN AND DIU		0
35	LAKSHADWEEP		0
Grand Total			65,54,652

Table - 11**Institutional Delivery
(Unit: Number)**

Sl. No.		State/UT Name	Delivery in institutions (Number) April,2011- January,2012
(1)	(2)	(3)	(3)
1	ANDHRA PRADESH		12,27,944
2	ARUNACHAL PRADESH		7,410
3	ASSAM		0
4	BIHAR		10,80,007
5	CHHATISGARH		2,71,507
6	DELHI		2,30,971
7	GOA		17,576
8	GUJARAT		9,36,126
9	HARYANA		2,49,149
10	HIMACHAL PRADESH		58,651
11	JAMMU AND KASHMIR		1,20,608
12	JHARKHAND		2,91,047
13	KARNATAKA		6,65,495
14	KERALA		3,33,358
15	MADHYA PRADESH		9,46,548
16	MAHARASHTRA		11,34,436
17	MANIPUR		19,871
18	MEGHALAYA		17,525
19	MIZORAM		0
20	NAGALAND		1,373
21	ORISSA		5,11,059
22	PUDUCHERRY		42,142
23	PUNJAB		2,66,456
24	RAJASTHAN		10,61,985
25	SIKKIM		5,965
26	TAMIL NADU		9,00,637
27	TRIPURA		11,987
28	UTTARAKHAND		78,534
29	UTTAR PRADESH		23,62,830
30	WEST BENGAL		0
31	ANDAMAN AND NICOBAR ISLANDS		4,332
32	CHANDIGARH		18,028
33	DADRA AND NAGAR HAVELI		3,882
34	DAMAN AND DIU		2,651
35	LAKSHADWEEP		828
Grand Total			1,28,80,918

Table - 12

**SC Families Assisted
(Unit: Number)**

Sl. No.	State/UT Name	Target *		Achievement April,2011- January,2012	Percent Achievement April,2011- January,2012
		2011-2012	April,2011- January,2012		
(1)	(2)	(3)	(4)	(5)	(5)/(4)
1	ANDHRA PRADESH	4,50,000	3,75,000	6,51,739	174
2	ASSAM	44,000	36,660	23,249	63
3	BIHAR	2,55,000	2,12,500	10,41,693	490
4	CHHATISGARH	3,75,000	3,12,500	5,07,047	162
5	DELHI	5,000	4,160	1,711	41
6	GOA	550	450	178	40
7	GUJARAT	1,40,000	1,16,660	1,59,106	136
8	HARYANA	88,500	73,750	61,906	84
9	HIMACHAL PRADESH	58,000	48,333	47,088	97
10	JAMMU AND KASHMIR	1,100	910	79,386	8,724
11	JHARKHAND	5,50,000	4,58,330	4,63,736	101
12	KARNATAKA	5,00,000	4,16,660	4,09,691	98
13	KERALA	33,000	27,500	31,552	115
14	MADHYA PRADESH	2,43,000	2,02,500	2,53,451	125
15	MAHARASHTRA	1,54,000	1,28,330	2,22,228	173
16	MANIPUR	550	450	0	0
17	ORISSA	72,600	60,500	32,349	53
18	PUDUCHERRY	5,000	4,160	2,457	59
19	PUNJAB	88,000	73,330	44,433	61
20	RAJASTHAN	4,12,000	3,43,330	3,88,507	113
21	SIKKIM	2,200	1,830	1,900	104
22	TAMIL NADU	9,00,000	7,50,000	7,53,160	100
23	TRIPURA	22,000	18,330	7,125	39
24	UTTARAKHAND	7,000	5,830	6,172	106
25	UTTAR PRADESH	2,57,000	2,14,160	1,71,744	80
26	WEST BENGAL	1,10,000	91,660	9,472	10
27	CHANDIGARH	700	580	463	80
Grand Total		47,74,200	39,78,403	53,71,543	135

Very Good:(90% or above of targets)

ANDHRA PRADESH, BIHAR, CHHATISGARH, GUJARAT, HIMACHAL PRADESH, JAMMU AND KASHMIR, JHARKHAND, KARNATAKA, KERALA, MADHYA PRADESH, MAHARASHTRA, RAJASTHAN, SIKKIM, TAMIL NADU, UTTARAKHAND

Good:(Between 80% to 90% targets)

HARYANA, UTTAR PRADESH, CHANDIGARH

Poor:(Below 80% of targets)

ASSAM, DELHI, GOA, MANIPUR, ORISSA, PUDUCHERRY, PUNJAB, TRIPURA, WEST BENGAL

* Targets of 2007-08 has been repeated provisionally for 2011-12.

Table - 13

Universalization of ICDS Scheme
ICDS Blocks Operational (Cumulative)
(Unit: Number)

Sl. No.	State/UT Name	Target		Achievement	Percent
		2011-2012	April,2011- January,2012	April,2011- January,2012	Achievement April,2011- January,2012
(1)	(2)	(3)	(4)	(5)	(5)/(4)
1	ANDHRA PRADESH	387	387	387	100
2	ARUNACHAL PRADESH	96	96	93	97
3	ASSAM	231	231	231	100
4	BIHAR	545	545	544	100
5	CHHATISGARH	198	198	163	82
6	DELHI	79	79	94	119
7	GOA	11	11	11	100
8	GUJARAT	336	336	336	100
9	HARYANA	145	145	148	102
10	HIMACHAL PRADESH	78	78	78	100
11	JAMMU AND KASHMIR	141	141	141	100
12	JHARKHAND	204	204	204	100
13	KARNATAKA	185	185	185	100
14	KERALA	258	258	258	100
15	MADHYA PRADESH	453	453	453	100
16	MAHARASHTRA	553	553	553	100
17	MANIPUR	42	42	42	100
18	MEGHALAYA	41	41	41	100
19	MIZORAM	27	27	27	100
20	NAGALAND	59	59	59	100
21	ORISSA	333	333	334	100
22	PUDUCHERRY	5	5	5	100
23	PUNJAB	154	154	154	100
24	RAJASTHAN	304	304	304	100
25	SIKKIM	13	13	13	100
26	TAMIL NADU	434	434	434	100
27	TRIPURA	56	56	56	100
28	UTTARAKHAND	105	105	105	100
29	UTTAR PRADESH	897	897	896	100
30	WEST BENGAL	512	512	414	81
31	ANDAMAN AND NICOBAR ISLANDS	5	5	5	100
32	CHANDIGARH	3	3	3	100
33	DADRA AND NAGAR HAVELI	2	2	2	100
34	DAMAN AND DIU	2	2	2	100
35	LAKSHADWEEP	6	6	6	100
<i>Grand Total</i>		6,900	6,900	6,781	98

Very Good:(90% or above of targets)

ANDHRA PRADESH, ARUNACHAL PRADESH, ASSAM, BIHAR, DELHI, GOA, GUJARAT, HARYANA, HIMACHAL PRADESH, JAMMU AND KASHMIR, JHARKHAND, KARNATAKA, KERALA, MADHYA PRADESH, MAHARASHTRA, MANIPUR, MEGHALAYA, MIZORAM, NAGALAND, ORISSA, PUDUCHERRY, PUNJAB, RAJASTHAN, SIKKIM, TAMIL NADU, TRIPURA, UTTARAKHAND, UTTAR PRADESH, ANDAMAN AND NICOBAR ISLANDS, CHANDIGARH, DADRA AND NAGAR HAVELI, DAMAN AND DIU, LAKSHADWEEP

Good:(Between 80% to 90% targets)

CHHATISGARH, WEST BENGAL

Table - 14

Functional Anganwadis
Anganwadis Functional (Cumulative)
(Unit: Number)

Sl. No.	State/UT Name	Target		Achievement	Percent
		2011-2012	April,2011- January,2012	April,2011- January,2012	Achievement April,2011- January,2012
(1)	(2)	(3)	(4)	(5)	(5)/(4)
1	ANDHRA PRADESH	87,004	87,004	86,051	99
2	ARUNACHAL PRADESH	6,117	6,117	6,028	99
3	ASSAM	58,572	58,572	56,681	97
4	BIHAR	85,502	85,502	80,211	94
5	CHHATISGARH	50,501	50,501	46,804	93
6	DELHI	8,651	8,651	10,570	122
7	GOA	1,260	1,260	1,262	100
8	GUJARAT	49,935	49,935	50,138	100
9	HARYANA	23,247	23,247	25,170	108
10	HIMACHAL PRADESH	18,612	18,612	18,529	100
11	JAMMU AND KASHMIR	27,046	27,046	28,257	104
12	JHARKHAND	38,236	38,236	38,310	100
13	KARNATAKA	63,371	63,371	63,376	100
14	KERALA	33,066	33,066	33,082	100
15	MADHYA PRADESH	90,999	90,999	84,760	93
16	MAHARASHTRA	1,08,146	1,08,146	95,181	88
17	MANIPUR	10,615	10,615	9,795	92
18	MEGHALAYA	5,113	5,113	5,114	100
19	MIZORAM	1,980	1,980	1,980	100
20	NAGALAND	3,455	3,455	3,455	100
21	ORISSA	71,057	71,057	69,038	97
22	PUDUCHERRY	788	788	788	100
23	PUNJAB	26,656	26,656	26,656	100
24	RAJASTHAN	59,135	59,135	58,494	99
25	SIKKIM	1,200	1,200	1,224	102
26	TAMIL NADU	54,439	54,439	54,439	100
27	TRIPURA	9,906	9,906	9,906	100
28	UTTARAKHAND	19,223	19,223	17,530	91
29	UTTAR PRADESH	1,79,826	1,79,826	1,86,639	104
30	WEST BENGAL	1,13,999	1,13,999	1,11,724	98
31	ANDAMAN AND NICOBAR ISLANDS	707	707	699	99
32	CHANDIGARH	456	456	420	92
33	DADRA AND NAGAR HAVELI	267	267	267	100
34	DAMAN AND DIU	104	104	97	93
35	LAKSHADWEEP	107	107	107	100
Grand Total		13,09,298	13,09,298	12,82,782	98

Very Good:(90% or above of targets)

ANDHRA PRADESH, ARUNACHAL PRADESH, ASSAM, BIHAR, CHHATISGARH, DELHI, GOA, GUJARAT, HARYANA, HIMACHAL PRADESH, JAMMU AND KASHMIR, JHARKHAND, KARNATAKA, KERALA, MADHYA PRADESH, MANIPUR, MEGHALAYA, MIZORAM, NAGALAND, ORISSA, PUDUCHERRY, PUNJAB, RAJASTHAN, SIKKIM, TAMIL NADU, TRIPURA, UTTARAKHAND, UTTAR PRADESH, WEST BENGAL, ANDAMAN AND NICOBAR ISLANDS, CHANDIGARH, DADRA AND NAGAR HAVELI, DAMAN AND DIU, LAKSHADWEEP

Good:(Between 80% to 90% targets)

MAHARASHTRA

Table - 15

**No. of Urban poor families assisted under Seven Point Charter
Poor Families Assisted
(Unit: Number)**

Sl. No.	State/UT Name	Target		Achievement	Percent
		2011-2012	April,2011- January,2012	April,2011- January,2012	Achievement April,2011- January,2012
(1)	(2)	(3)	(4)	(5)	(5)/(4)
1	ANDHRA PRADESH	60,000	50,000	3,95,184	790
2	ARUNACHAL PRADESH	375	313	0	0
3	ASSAM	6,000	5,000	1,303	26
4	BIHAR	12,000	10,000	0	0
5	CHHATISGARH	18,750	15,625	0	0
6	DELHI	30,000	25,000	0	0
7	GUJARAT	52,500	43,750	60,206	138
8	HARYANA	8,250	6,874	3,025	44
9	JHARKHAND	7,500	6,250	4,200	67
10	KARNATAKA	21,000	17,500	12,826	73
11	KERALA	22,500	18,750	9,110	49
12	MADHYA PRADESH	37,500	31,250	5,874	19
13	MAHARASHTRA	1,05,000	87,500	1,01,622	116
14	MEGHALAYA	900	750	44	6
15	MIZORAM	1,725	1,437	0	0
16	NAGALAND	3,000	2,500	0	0
17	ORISSA	8,700	7,250	1,104	15
18	PUDUCHERRY	1,800	1,500	11,730	782
19	PUNJAB	3,000	2,500	2,438	98
20	RAJASTHAN	33,000	27,500	24,237	88
21	TAMIL NADU	52,500	43,750	19,330	44
22	TRIPURA	1,500	1,250	2,192	175
23	UTTARAKHAND	4,500	3,750	352	9
24	UTTAR PRADESH	48,000	40,000	1,093	3
25	WEST BENGAL	52,500	43,750	6,059	14
26	CHANDIGARH	7,500	6,250	0	0
Grand Total		6,00,000	4,99,999	6,61,929	132

Very Good:(90% or above of targets)

ANDHRA PRADESH, GUJARAT, MAHARASHTRA, PUDUCHERRY, PUNJAB, TRIPURA

Good:(Between 80% to 90% targets)

RAJASTHAN

Poor:(Below 80% of targets)

ARUNACHAL PRADESH, ASSAM, BIHAR, CHHATISGARH, DELHI, HARYANA, JHARKHAND, KARNATAKA, KERALA, MADHYA PRADESH, MEGHALAYA, MIZORAM, NAGALAND, ORISSA, TAMIL NADU, UTTARAKHAND, UTTAR PRADESH, WEST BENGAL, CHANDIGARH

Table - 16(A)

Afforestation (Public and Forest Lands)
Area Covered under Plantation
(Unit: Hectares)

Sl. No.	State/UT Name	Target		Achievement	Percent
		2011-2012	April,2011- January,2012	April,2011- January,2012	Achievement April,2011- January,2012
(1)	(2)	(3)	(4)	(5)	(5)/(4)
1	ANDHRA PRADESH	3,12,000	2,60,000	3,71,668	143
2	ARUNACHAL PRADESH	6,500	5,416	10,817	200
3	ASSAM	9,500	7,916	0	0
4	BIHAR	25,000	20,833	20,860	100
5	CHHATISGARH	78,000	65,000	50,412	78
6	DELHI	105	87	1,160	1,333
7	GOA	500	416	465	112
8	GUJARAT	1,37,500	1,14,583	1,01,691	89
9	HARYANA	24,000	20,000	57,124	286
10	HIMACHAL PRADESH	20,000	18,606	27,558	148
11	JAMMU AND KASHMIR	28,000	23,332	6,658	29
12	JHARKHAND	30,000	25,000	31,894	128
13	KARNATAKA	1,00,000	83,332	65,543	79
14	KERALA	9,000	7,500	3,923	52
15	MADHYA PRADESH	2,10,000	1,75,000	1,10,702	63
16	MAHARASHTRA	1,80,000	1,50,000	1,22,669	82
17	MANIPUR	10,000	8,333	17,997	216
18	MEGHALAYA	2,500	2,083	6,765	325
19	MIZORAM	5,500	4,583	4,775	104
20	NAGALAND	5,000	4,166	1,047	25
21	ORISSA	2,15,000	1,79,166	1,52,899	85
22	PUDUCHERRY	75	62	30	48
23	PUNJAB	8,000	6,666	6,965	104
24	RAJASTHAN	60,000	50,000	70,414	141
25	SIKKIM	6,000	5,000	6,739	135
26	TAMIL NADU	1,18,500	98,750	48,490	49
27	TRIPURA	13,000	10,833	25,572	236
28	UTTARAKHAND	20,000	16,666	22,929	138
29	UTTAR PRADESH	90,000	75,000	81,479	109
30	WEST BENGAL	20,000	16,666	0	0
31	ANDAMAN AND NICOBAR ISLANDS	1,300	1,083	1,370	127
32	CHANDIGARH	300	250	306	122
33	DADRA AND NAGAR HAVELI	250	208	269	129
34	DAMAN AND DIU	30	24	4	17
35	LAKSHADWEEP	20	16	19	119
Grand Total		17,45,580	14,56,576	14,31,213	98

Very Good:(90% or above of targets)

ANDHRA PRADESH, ARUNACHAL PRADESH, BIHAR, DELHI, GOA, HARYANA, HIMACHAL PRADESH, JHARKHAND, MANIPUR, MEGHALAYA, MIZORAM, PUNJAB, RAJASTHAN, SIKKIM, TRIPURA, UTTARAKHAND, UTTAR PRADESH, ANDAMAN AND NICOBAR ISLANDS, CHANDIGARH, DADRA AND NAGAR HAVELI, LAKSHADWEEP

Good:(Between 80% to 90% targets)

GUJARAT, MAHARASHTRA, ORISSA

Poor:(Below 80% of targets)

ASSAM, CHHATISGARH, JAMMU AND KASHMIR, KARNATAKA, KERALA, MADHYA PRADESH, NAGALAND, PUDUCHERRY, TAMIL NADU, WEST BENGAL, DAMAN AND DIU

Table - 16(B)

**Afforestation (Public and Forest Lands)
Seedlings planted
(Unit: Number)**

Sl. No.	State/UT Name	Target		Achievement	Percent
		2011-2012	April,2011- January,2012	April,2011- January,2012	Achievement April,2011- January,2012
(1)	(2)	(3)	(4)	(5)	(5)/(4)
1	ANDHRA PRADESH	20,28,00,000	16,90,00,000	29,54,00,000	175
2	ARUNACHAL PRADESH	42,25,000	35,20,833	2,25,528	6
3	ASSAM	61,75,000	51,45,833	0	0
4	BIHAR	1,62,50,000	1,35,41,666	1,35,58,000	100
5	CHHATISGARH	5,07,00,000	4,22,50,000	4,00,71,000	95
6	DELHI	68,000	56,666	8,85,534	1,563
7	GOA	3,25,000	2,70,833	6,60,000	244
8	GUJARAT	8,93,75,000	7,44,79,166	19,83,13,000	266
9	HARYANA	1,56,00,000	1,30,00,000	4,65,00,000	358
10	HIMACHAL PRADESH	1,30,00,063	1,20,97,213	1,56,49,000	129
11	JAMMU AND KASHMIR	1,82,00,000	1,51,66,670	22,66,334	15
12	JHARKHAND	1,95,00,000	1,62,50,000	1,66,11,575	102
13	KARNATAKA	6,50,00,000	5,41,66,670	5,93,34,000	110
14	KERALA	58,50,000	48,75,000	67,67,761	139
15	MADHYA PRADESH	13,65,00,000	11,37,50,000	71,95,60,000	633
16	MAHARASHTRA	11,70,00,000	9,75,00,000	9,57,53,000	98
17	MANIPUR	65,00,000	54,16,666	1,21,17,667	224
18	MEGHALAYA	16,25,000	13,54,166	44,13,182	326
19	MIZORAM	35,75,000	29,79,166	10,48,345	35
20	NAGALAND	32,50,000	27,08,333	10,13,300	37
21	ORISSA	13,97,50,000	11,64,58,333	5,96,71,615	51
22	PUDUCHERRY	49,000	40,833	20,270	50
23	PUNJAB	52,00,000	43,33,333	49,43,000	114
24	RAJASTHAN	3,00,00,000	2,50,00,000	3,48,26,000	139
25	SIKKIM	39,00,000	32,50,000	45,68,005	141
26	TAMIL NADU	7,70,25,000	6,41,87,500	2,03,96,010	32
27	TRIPURA	84,50,000	70,41,666	1,70,85,700	243
28	UTTARAKHAND	1,30,00,000	1,08,33,333	2,33,93,000	216
29	UTTAR PRADESH	5,85,00,000	4,87,50,000	6,59,77,500	135
30	WEST BENGAL	1,30,00,000	1,08,33,333	71,52,000	66
31	ANDAMAN AND NICOBAR ISLANDS	8,45,000	7,04,166	7,87,716	112
32	CHANDIGARH	1,95,000	1,62,500	1,77,251	109
33	DADRA AND NAGAR HAVELI	1,63,000	1,35,833	3,78,000	278
34	DAMAN AND DIU	20,000	16,670	19,602	118
35	LAKSHADWEEP	13,000	10,833	17,916	165
<i>Grand Total</i>		1,12,56,28,063	93,92,87,214	1,76,95,60,811	188

Very Good:(90% or above of targets)

ANDHRA PRADESH, BIHAR, CHHATISGARH, DELHI, GOA, GUJARAT, HARYANA, HIMACHAL PRADESH, JHARKHAND, KARNATAKA, KERALA, MADHYA PRADESH, MAHARASHTRA, MANIPUR, MEGHALAYA, PUNJAB, RAJASTHAN, SIKKIM, TRIPURA, UTTARAKHAND, UTTAR PRADESH, ANDAMAN AND NICOBAR ISLANDS, CHANDIGARH, DADRA AND NAGAR HAVELI, DAMAN AND DIU, LAKSHADWEEP

Poor:(Below 80% of targets)

ARUNACHAL PRADESH, ASSAM, JAMMU AND KASHMIR, MIZORAM, NAGALAND, ORISSA, PUDUCHERRY, TAMIL NADU, WEST BENGAL

Table - 17

Rural Roads - PMGSY
Length of Road Constructed
(Unit: Kilometer)

Sl. No.	State/UT Name	Target		Achievement	Percent
		2011-2012	April,2011- January,2012	April,2011- January,2012	Achievement April,2011- January,2012
(1)	(2)	(3)	(4)	(5)	(5)/(4)
1	ANDHRA PRADESH #	1,189	792	918	116
2	ARUNACHAL PRADESH	196	131	299 *	228
3	ASSAM	1,224	816	854	105
4	BIHAR	6,000	4,000	3,022	76
5	CHHATISGARH	1,500	1,000	879	88
6	GUJARAT #	425	283	479	169
7	HARYANA	292	194	141	73
8	HIMACHAL PRADESH	750	500	500	100
9	JAMMU AND KASHMIR	750	500	799	160
10	JHARKHAND	1,005	670	1,279	191
11	KARNATAKA	1,204	803	1,353	168
12	KERALA	446	297	168	57
13	MADHYA PRADESH	3,719	2,480	2,201	89
14	MAHARASHTRA	1,700	1,133	2,098	185
15	MANIPUR	150	100	322	322
16	MEGHALAYA	100	67	8	12
17	MIZORAM	100	67	83	124
18	NAGALAND	200	133	19 *	14
19	ORISSA	2,400	1,600	2,303	144
20	PUNJAB	593	395	62	16
21	RAJASTHAN #	350	233	426	183
22	SIKKIM	154	103	43	42
23	TAMIL NADU	1,058	706	740	105
24	TRIPURA	314	209	84	40
25	UTTARAKHAND	350	233	384	165
26	UTTAR PRADESH	3,000	2,000	441	22
27	WEST BENGAL	1,347	898	805	90
Grand Total		30,516	20,343	20,710	102

Very Good:(90% or above of targets)

ANDHRA PRADESH, ARUNACHAL PRADESH, ASSAM, GUJARAT, HIMACHAL PRADESH, JAMMU AND KASHMIR, JHARKHAND, KARNATAKA, MAHARASHTRA, MANIPUR, MIZORAM, ORISSA, RAJASTHAN, TAMIL NADU, UTTARAKHAND, WEST BENGAL

Good:(Between 80% to 90% targets)

CHHATISGARH, MADHYA PRADESH

Poor:(Below 80% of targets)

BIHAR, HARYANA, KERALA, MEGHALAYA, NAGALAND, PUNJAB, SIKKIM, TRIPURA, UTTAR PRADESH

Revised targets received from M/O RD

* Figures furnished by M/o Rural Development

Table - 18

Rajiv Gandhi Grameen Vidyutikaran Yojana
Villages electrified
(Unit: Number)

Sl. No.	State/UT Name	Target		Achievement	Percent
		2011-2012	April,2011- January,2012	April,2011- January,2012	Achievement April,2011- January,2012
(1)	(2)	(3)	(4)	(5)	(5)/(4)
1	ARUNACHAL PRADESH	1,450	1,098	504 *	46
2	ASSAM	2,062	1,564	1,231	79
3	BIHAR	2,230	1,695	764 *	45
4	CHHATISGARH	901	691	331 *	48
5	HIMACHAL PRADESH	54	40	54	135
6	JAMMU AND KASHMIR	136	103	52	50
7	JHARKHAND	2,141	1,625	403 *	25
8	MADHYA PRADESH	492	374	205 *	55
9	MANIPUR	591	449	94 *	21
10	MEGHALAYA	1,616	1,226	396	32
11	MIZORAM	81	61	47 *	77
12	NAGALAND	38	29	18	62
13	ORISSA	2,174	1,682	697	41
14	RAJASTHAN	418	314	159	51
15	SIKKIM	5	4	7	175
16	TRIPURA	82	60	47	78
<i>Grand Total</i>		14,471	11,015	5,009	45

Very Good:(90% or above of targets)

HIMACHAL PRADESH, SIKKIM

Poor:(Below 80% of targets)

ARUNACHAL PRADESH, ASSAM, BIHAR, CHHATISGARH, JAMMU AND KASHMIR, JHARKHAND, MADHYA PRADESH, MANIPUR, MEGHALAYA, MIZORAM, NAGALAND, ORISSA, RAJASTHAN, TRIPURA

* Figures taken from MIS of RGGVY (M/o Power)

Table - 19

**Energising pump sets
Pumps sets energized
(Unit: Number)**

Sl. No.	State/UT Name	Target		Achievement	Percent
		2011-2012	April,2011- January,2012	April,2011- January,2012	Achievement April,2011- January,2012
(1)	(2)	(3)	(4)	(5)	(5)/(4)
1	ANDHRA PRADESH	50,000	41,666	94,616	227
2	BIHAR	2,764	2,303	1,663	72
3	CHHATISGARH	20,000	16,666	15,259	92
4	GOA	100	83	116	140
5	GUJARAT	25,000	20,833	19,543	94
6	HARYANA	19,000	15,833	17,958	113
7	HIMACHAL PRADESH	760	632	1,286	203
8	JHARKHAND	22,000	18,333	1,420	8
9	KARNATAKA	25,400	21,166	89,971	425
10	KERALA	12,000	10,000	8,534	85
11	MADHYA PRADESH	17,237	14,363	91,090	634
12	ORISSA	1,190	991	2,462	248
13	PUDUCHERRY	25	20	16	80
14	PUNJAB	60,000	50,000	14,437	29
15	RAJASTHAN	45,000	37,500	25,747	69
16	TAMIL NADU	15,000	12,500	12,706	102
17	UTTARAKHAND	350	291	966	332
18	UTTAR PRADESH	22,058	18,381	20,654	112
19	WEST BENGAL	422	350	296	85
20	DAMAN AND DIU	25	20	0	0
Grand Total		3,38,331	2,81,931	4,18,740	149

Very Good:(90% or above of targets)

ANDHRA PRADESH, CHHATISGARH, GOA, GUJARAT, HARYANA, HIMACHAL PRADESH, KARNATAKA, MADHYA PRADESH, ORISSA, TAMIL NADU, UTTARAKHAND, UTTAR PRADESH

Good:(Between 80% to 90% targets)

KERALA, PUDUCHERRY, WEST BENGAL

Poor:(Below 80% of targets)

BIHAR, JHARKHAND, PUNJAB, RAJASTHAN, DAMAN AND DIU

Table - 20

Supply of Electricity

Sl. No.	State/UT Name	Electricity demanded (Million Units) April,2011- January,2012	Electricity supplied (Million Units) April,2011- January,2012	Shortage observed (Million Units) April,2011- January,2012	Percentage of Electricity Supplied
(1)	(2)	(3)	(4)	(5)	(6)
1	ANDHRA PRADESH	74,098	69,534	4,564	94
2	ARUNACHAL PRADESH	505	463	42	92
3	ASSAM	5,113	4,833	280	95
4	BIHAR	11,844	9,243	2,601	78
5	CHHATISGARH	12,218	11,859	359	97
6	DELHI	23,299	23,227	72	100
7	GOA	2,556	2,522	34	99
8	GUJARAT	62,160	61,929	231	100
9	HARYANA	31,211	29,903	1,308	96
10	HIMACHAL PRADESH	6,785	6,734	51	99
11	JAMMU AND KASHMIR	11,648	8,938	2,710	77
12	JHARKHAND	5,142	4,997	145	97
13	KARNATAKA	48,757	43,610	5,147	89
14	KERALA	16,271	15,936	335	98
15	MADHYA PRADESH	40,823	34,339	6,484	84
16	MAHARASHTRA	1,17,884	97,734	20,150	83
17	MANIPUR	475	435	40	92
18	MEGHALAYA	1,612	1,227	385	76
19	MIZORAM	334	299	35	90
20	NAGALAND	479	437	42	91
21	ORISSA	18,915	18,733	182	99
22	PUDUCHERRY	1,798	1,772	26	99
23	PUNJAB	38,925	37,676	1,249	97
24	RAJASTHAN	41,755	40,058	1,697	96
25	SIKKIM	316	312	4	99
26	TAMIL NADU	70,533	65,134	5,399	92
27	TRIPURA	800	757	43	95
28	UTTARAKHAND	8,740	8,506	234	97
29	UTTAR PRADESH	67,553	59,943	7,610	89
30	WEST BENGAL	32,144	31,789	355	99
31	ANDAMAN AND NICOBAR ISLANDS	202	162	40	80
32	CHANDIGARH	1,356	1,352	4	100
33	DADRA AND NAGAR HAVELI	3,746	3,716	30	99
34	DAMAN AND DIU	1,827	1,638	189	90
35	LAKSHADWEEP	31	31	0	100
Grand Total		7,61,855	6,99,778	62,077	92

Very Good:(90% or above of targets)

ANDHRA PRADESH, ARUNACHAL PRADESH, ASSAM, CHHATISGARH, DELHI, GOA, GUJARAT, HARYANA, HIMACHAL PRADESH, JHARKHAND, KERALA, MANIPUR, MIZORAM, NAGALAND, ORISSA, PUDUCHERRY, PUNJAB, RAJASTHAN, SIKKIM, TAMIL NADU, TRIPURA, UTTARAKHAND, WEST BENGAL, CHANDIGARH, DADRA AND NAGAR HAVELI, DAMAN AND DIU, LAKSHADWEEP

Good:(Between 80% to 90% targets)

KARNATAKA, MADHYA PRADESH, MAHARASHTRA, UTTAR PRADESH, ANDAMAN AND NICOBAR ISLANDS

Poor:(Below 80% of targets)

BIHAR, JAMMU AND KASHMIR, MEGHALAYA