

TWENTY POINT PROGRAMME-2006
PROGRESS REPORT
FOR
APRIL 2012 – FEBRUARY 2013



GOVERNMENT OF INDIA
MINISTRY OF STATISTICS AND PROGRAMME IMPLEMENTATION
SARDAR PATEL BHAWAN, SANSAD MARG,
NEW DELHI-110 001

Website: www.mospi.gov.in

CONTENTS

	Page No.
I. Introduction	i
II. List of Twenty Points	ii
III. List of Monthly Monitored Items	iii
IV. Status of receipt of targets for Monthly Monitored items	iv
V. List of items /parameters identified for appraisal	vii
VI. List of items under TPP-2006 yet to be operationalised	viii

PART-I

Overall Performance Analysis

VII. Progress Report	1
VIII. Highlights of Performance	2
Table - A: All India Performance	6
Table - B : State-wise Performance	7
Table - C : State -wise and Item-wise Performance	12

PART- II

Performance Tables

Table No.	Description of Item	
1	Employment Generation - <i>MGNREG</i> Scheme	22
2(A)	Swaranjayanti Gram Swarojgar Yojana (SGSY)	23
2(B)	SC, ST, Women and Disabled Swarozgaries assisted under SGSY	25
3(A)	SHG formed under SGSY	26
3(B)	SHG to whom income generating activities provided	27
4(A)	Distribution of Waste Land to the Landless	29
4(B)	Waste Land distributed to SC, ST and others	30
5(A)	Minimum Wages Enforcement (including Farm Labour) (i) Inspections made (ii) Irregularities detected (iii) Irregularities rectified	31
5(B)	Minimum Wages Enforcement (including Farm Labour) (i) Claims Filed (ii) Claims Settled	32
5(c)	Minimum Wages Enforcement (including Farm Labour) (i) Prosecution cases pending (ii) Prosecution cases filed (iii) Prosecution cases decided	33
6(A)	<i>Food Security</i> : Targeted Public Distribution System (TPDS) for AAY, APL & BPL,	34
6(B)	<i>Food Security</i> : TPDS for Antyodaya Anna Yojana (AAY) only	36
6(C)	<i>Food Security</i> : TPDS for Below Poverty Line (BPL) only	38
7	Rural Housing : Indira Awaas Yojana (IAY)	40

Contd...

Table No.	Description of Item	Page No.
8	EWS/LIG Houses in Urban Areas	42
9	<i>National Rural Drinking Water Programme (NRDWP)</i>	
9(A)	Coverage of Habitations (Partially Covered & Slipped back)	44
9(B)	Coverage of Water Quality Affected Habitations	46
10	Sanitation Programme in Rural Areas	48
11	Institutional Delivery	49
12	SC Families assisted	50
13	Universalization of ICDS Scheme	52
14	Functional Anganwadis	54
15	Number of Urban Poor Families assisted under Seven Point Charter	56
16(A)	Afforestation- Area Covered under Plantation (Public and Forest Lands)	58
16(B)	<i>Afforestation:</i> Seedlings Planted (Public and Forest Lands)	60
17	Rural Roads Constructed under (PMGSY)	62
18	Village electrified under Rajiv Gandhi Grameen Vidyutikaran Yojana (RGGVY)	64
19	Energising Pump sets	66
20	Supply of Electricity	68
Annexures		
	Annexure – I : List of 65 items to be monitored under TPP-2006	70-72
	Annexure – II : Abbreviations used	73

Twenty Point Programme – 2006

An Introduction

The Twenty Point Programme (TPP) was launched by the Government of India in the year 1975 and was restructured in 1982, 1986 and again in 2006. The restructured programme, known as Twenty Point Programme (TPP) – 2006, became operational with effect from 1st April 2007. The programme is meant to give a thrust to schemes relating to poverty alleviation, employment generation in rural areas, housing, education, family welfare & health, protection of environment and many other schemes having a bearing on the quality of life, especially in the rural areas.

2. The programmes and schemes under the TPP-2006 are in line with the priorities contained in the Millennium Development Goals (MDGs) of the United Nations and SAARC Social Charter. The original nomenclature, namely the Twenty Point Programme, which has been in existence for more than three decades and carries the stamp of familiarity among the people and administrative agencies, has been retained.

3. Twenty Point Programme (TPP) – 2006 originally consisted of 20 Points (**Appendix-1**) and 66 items being monitored individually by Central Nodal Ministries concerned. Up to 2007-08, out of 66 items, 22 items were monitored on monthly basis. From 1st April 2008 *Sampoorna Grameen Rojgar Yojana* (SGRY) has been merged with another item namely *National Rural Employment Guarantee Act* which has now been renamed as *Mahatma Gandhi National Rural Employment Guarantee Act* from 31st December 2009. Therefore, SGRY has been dropped from the list of 66 items and only 65 items are now monitored under TPP-2006 (since 2008-09). The list of 65 items is enclosed at **Annexure-I**.

4. Out of 65 items, 20 items are being monitored on monthly basis during the period 2012-13 against the targets fixed at the beginning of financial year by the Central Nodal Ministries and State Governments (information in respect of 16 items is being collected from various States/ UTs and for remaining 4 items from the concerned Central Nodal Ministries) (**Appendix-2&3**). The remaining items under TPP-2006 are being monitored on annual basis as the information in respect of these items is made available by the concerned Central Nodal Ministries only on annual basis. These 65 items consist of 162 identified parameters. However, for the purpose of monthly performance, 19 identified parameters have been taken (**Appendix-4**).

5. Some of the schemes/programmes are yet to be operationalised by the Central Nodal Ministries concerned. These items will be monitored only after the schemes come into existence and their frequency of monitoring will also be decided later. The details of such items are available at **Appendix-5**.

6. The monitoring mechanism for TPP-2006 has been widened by including Block level monitoring in addition to District, State and Central level monitoring. Most of the States/Union Territories have constituted Block, District and State level monitoring committees. At the Centre, the progress of individual items is monitored and reviewed by the Departments/Ministries concerned. The Ministry of Statistics & Programme Implementation (MOSPI) monitors the programme/ schemes covered under TPP-2006 on the basis of performance reports received from State Governments and Central Nodal Ministries.

Twenty Point Programme – 2006

List of Twenty Points

1. Garibi Hatao [Poverty Eradication]
2. Jan Shakti [Power to People]
3. Kisan Mitra [Support to Farmers]
4. Shramik Kalyan [Labour Welfare]
5. Khadya Suraksha [Food Security]
6. Subke Liye Aawas [Housing for All]
7. Shudh Peya Jal [Clean Drinking Water]
8. Jan Jan Ka Swasthya [Health for All]
9. Sabke Liye Shiksha [Education for All]
10. Anusuchit Jaati, Jan Jaati, Alp-sankhyak evam Anya Pichhra Varg Kalyan [Welfare of Scheduled Castes, Scheduled Tribes, Minorities and OBCs]
11. Mahila Kalyan [Women Welfare]
12. Bal Kalyan [Child Welfare]
13. Yuva Vikas [Youth Development]
14. Basti Sudhar [Improvement of Slums]
15. Paryavaran Sanrakshan evam Van Vridhi [Environment Protection and Afforestation]
16. Samajik Suraksha [Social Security]
17. Grameen Sadak [Rural Roads]
18. Grameen Oorja [Energization of Rural Area]
19. Pichhara Kshetra Vikas [Development of Backward Areas]
20. e- Shasan [IT enabled e-Governance]

Twenty Point Programme – 2006

Monthly Monitored Items

1. Employment Generation under *Mahatma Gandhi National Rural Employment Guarantee Scheme (MGNREGA)*
2. Swaranjayanti Gram Swarojgar Yojana (SGSY)
3. **Self help Groups:**
 - (i) Self help Groups formed under SGSY
 - (ii) SHGs to whom income generating activities provided under SGSY
4. Distribution of Waste land to landless
5. Minimum Wages Enforcement (including Farm Labour)
6. **Food Security:**
 - (i) Targeted Public Distribution System (TPDS) for AAY, APL& BPL,
 - (ii) TPDS for Antyodaya Anna Yojana (AAY) only
 - (iii) TPDS for Below Poverty Line (BPL) only
7. Rural Housing for Indira Awaas Yojana (IAY)
8. EWS/LIG Houses in Urban Areas
9. **Rural Areas-** National Rural Drinking Water Programme- (NRDWP)
 - (i) Coverage of Habitations (Partially Covered & Slipped back)- (NRDWP)
 - (ii) Coverage of Water Quality Affected Habitations – (NRDWP)
10. Sanitation Programme in Rural Areas
11. Institutional Delivery
12. SC Families Assisted
13. Universalisation of ICDS Scheme
14. Functional Anganwadis
15. Number of Urban Poor Families Assisted under Seven Point Charter viz. land tenure, housing at affordable cost, water, sanitation, health, education, and social security.
16. **Afforestation:**
 - (a) Area Covered under Plantation on - Public and Forest Lands
 - (b) Number of Seedlings planted on -Public and Forest Lands
17. Rural Roads constructed under Prime Minister Grameen Sadak Yojana (PMGSY)
18. Village Electrified under Rajiv Gandhi Grameen Vidyutikaran Yojana (RGGVY)
19. Energising Pump sets
20. Supply of Electricity

Appendix-3

STATUS OF RECEIPT OF TARGETS FOR MONTHLY MONITORED ITEMS UNDER TPP-2006

Item No.	Name of the item	Paramete	Parameters/ indicators	Whether State-wise targets fixed by the concerned Administrative Ministries	Whether targets have been received	Nodal Ministry
1	Employment Generation under <i>Mahatma Gandhi National Rural Employment Guarantee Scheme</i>	-	(i) No. of job card issued (ii) Employment generated (iii) Wages given	Targets not fixed * by Administrative Ministry	-	Ministry of Rural Development
2	Swaranjayanti Gram Swarojgar Yojana (SGSY)	1	<i>Individual Swarozgaries Assisted</i> (i) Total (ii) SC (iii) ST (iv) Women (v) Disabled person	Targets fixed & received from Administrative Ministry	Yes	-do-
3	Self Help Groups	2	SHGs under SGSY - SHG formed - SHG to whom income generating activities provided	Targets not fixed * by Administrative Ministry Targets fixed & received from Administrative Ministry	- Yes	-do- -do-
4	Distribution of Waste land to the landless	-	Waste Land distributed (i) Total (ii) SC (iii)ST (iv) Others	Targets not fixed * by Administrative Ministry	-	-do-
5	<i>Minimum Wages Enforcement</i> (including Farm Labour)	-	(a) <i>Agriculture and Farm workers</i> (i) Inspections made (ii) Irregularities detected (iii) Irregularities rectified (iv) Claims filed (v) claims settled (vi) Prosecution cases pending (vii) Prosecution cases filed (viii) Prosecution cases decided (b) <i>others</i>	Targets not fixed * by Administrative Ministry	-	Ministry of Labour & Employment

Item No.	Name of the item	Parameter	Parameters/ indicators	Whether State-wise targets fixed by the concerned Administrative Ministries	Whether targets have been received	Nodal Ministry
6	Food Security: (i) Targeted Public Distribution System (AAY+APL+BPL) (ii) Antyodaya Anna Yojana (AAY) (iii) Below Poverty Line (BPL)	3	Allocation of Food Grains to States/UTs	Targets fixed & received from Administrative Ministry	Yes	Ministry of Consumer Affairs, Food & Public Distribution
		4	Allocation of Food Grains to States/UTs	-do-	Yes	-do-
		5	Allocation of Food Grains to States/UTs	-do-	Yes	-do-
7	Rural Housing - Indira Awaas Yojana (IAY)	6	Houses constructed	Targets fixed & received from Administrative Ministry	Yes	Ministry of Rural Development
8	EWS/LIG Houses in Urban Areas	7	Houses constructed	Targets fixed & received from Administrative Ministry	Yes	M/o Housing and Urban Poverty Alleviation
9	Rural Areas - National Rural Drinking Water Programme -(NRDWP)	8	(i) Coverage of Habitations (Partially Covered & Slipped back)- (NRDWP)	Targets fixed & received from Administrative Ministry	Yes	Ministry of Drinking Water and Sanitation
		9	(ii) Coverage of water quality affected habitations – (NRDWP)	Targets fixed & received from Administrative Ministry	Yes	-do-
10.	Sanitation Programme in Rural Areas	-	Individual Household latrines constructed	Targets not fixed * by Administrative Ministry	-	Ministry of Drinking Water and Sanitation
11.	Institutional Delivery	-	Delivery in Institutions	Targets not fixed * by Administrative Ministry	-	Ministry of Health & Family Welfare
12.	SC Families Assisted	10	SC Families assisted	Targets fixed & received from Administrative Ministry	Yes	M/o Social Justice and Empowerment
13.	Universalisation of ICDS Scheme	11	ICDS Blocks Operational (Cumulative)	Targets fixed & received from Administrative Ministry	Yes	Ministry of Women and Child Development

Item No.	Name of the item	Parameter	Parameters/ indicators	Whether State-wise targets fixed by the concerned Administrative Ministries	Whether targets have been received	Nodal Ministry
14.	Functional Anganwadis	12	Anganwadis Functional (cumulative)	Targets fixed & received from Administrative Ministry	Yes	Ministry of Women and Child Development
15.	Number of Urban poor families assisted under seven point charter viz. land tenure, housing at affordable cost, water, sanitation, health, education, and social security.	13	Poor Families assisted	Targets fixed & received from Administrative Ministry	Yes	M/o Housing and Urban Poverty Alleviation
16	Afforestation: (a) Area Covered under Plantation on - Public and Forest Lands (b) Number of Seedlings planted on -Public and Forest Lands	14	(a) Area Covered under Plantation on - Public and Forest Lands	Targets fixed & received from Administrative Ministry	Yes	Ministry of Environment and Forest
		15	(b)Number of Seedlings	Targets fixed & received from Administrative Ministry	Yes	do
17.	Rural Roads – PMGSY	16	Length of Road Constructed	Targets fixed & received from Administrative Ministry	Yes	Ministry of Rural Development
18.	Rajiv Gandhi Grameen Vidyutikaran Yojana (RGGVY)	17	Villages electrified	Targets not received from Administrative Ministry. Previous year targets have been adopted	Yes Targets of 1 States have been received so far	Ministry of Power
19.	Energising Pump sets	18	Pumpsets Energised	Partial Targets fixed & received from Administrative Ministry	Targets of 6 States have been received so far	-do-
20	Supply of Electricity	19	Electricity demanded	Targets fixed & received from Administrative Ministry	Yes	-do-

** The items where Administrative Ministries have not fixed State-wise targets are not monitored for performance analysis. These items are normally demand driven and are accordingly monitored for actual achievements only.*

Reminders were sent to the Administrative Ministry to provide targets for 2012-13.

Twenty Point Programme – 2006

Items/Parameters identified for appraisal

For the purpose of monthly appraisal, the performance of States under TPP-2006 is evaluated on the following 19 Parameters, contained in 15 Items and as per State/UT wise targets fixed by the Central Administrative Ministries.

Items	Para- meters	Description of Item
1	1	Total no. of Individual Swarozgaries assisted under SGSY
2	2	SHGs to whom income generating activities provided under SGSY
3	-	Food Security:
	3	(i) Targeted Public Distribution System (TPDS) for AAY,APL&BPL,
	4	(ii) TPDS for Antyodaya Anna Yojana (AAY) only
	5	(iii) TPDS for Below Poverty Line (BPL) only
4	6	Rural Housing under Indira Awaas Yojana (IAY)
5	7	EWS/LIG Houses in Urban Areas
6	-	Rural Areas: National Rural Drinking Water Programme -(NRDWP)
	8	(i) Coverage of Habitations (Partially Covered & Slipped back)- (NRDWP)
	9	(ii) Coverage of Water Quality Affected Habitations – (NRDWP)
7	10	SC Families assisted
8	11	Universalisation of ICDS Scheme
9	12	Functional Anganwadis
10.	13	Number of urban poor families assisted under Seven Point Charter viz. land tenure, housing at affordable cost, water, sanitation, health, education, and social security.
11	-	Afforestation:
	14	(i) Area covered under Plantation on- Public and Forest Lands
	15	(ii) Number of Seedlings planted on- Public and Forest Lands
12	16	Rural Roads constructed under Prime Minister Grameen Sadak Yojana (PMGSY)
13	17	Village electrified under Rajiv Gandhi Grameen Vidyutikaran Yojana (RGGVY)
14	18	Energising Pump sets and
15	19	Supply of Electricity

List of items where the concerned schemes are yet to be operationalised

(i) ***Quick and inexpensive justice–Gram Nyayalayas and Nyaya Panchayats***¹: Ministry of Panchayati Raj is consulting Central Ministries and States/UT Governments regarding draft bill on Nyaya Panchayats.

(ii) ***Sports for all in Rural and Urban Areas***²: The scheme titled “Nagar Palika Yuva Krida Aur Khel Abhiyan” for the development of sports infrastructure in urban areas is yet to be approved.

1. when operationalise it will be monitored under Point No. 2 *Jan Shakti (Power to People)* (Item 6)
2. when operationalise it will be monitored under Point No 13 *Yuva Vikas (Youth Development)* (Item 47)

PART - I

TWENTY POINT PROGRAMME - 2006

OVERALL PERFORMANCE ANALYSIS

Twenty Point Programme-2006

Progress Report* – (April 2012 - February 2013)

This monthly progress report of Twenty Point Programme-2006 consists of two parts: *Part-I* contains an analysis of the overall performance, whereas *Part-II* deals with item-wise performance.

2. The report is compiled on the basis of data received from the Central Nodal Ministries and State Governments/UT Administrations. The data is received either through web enabled software developed by National Informatics Centre (NIC) Cell in this Ministry or through fax/e-mail/post. The processing of data has been done in association with NIC Cell.
3. The analysis for the period *April 2012 – February 2013* shows that the performance under *fourteen items* has been ‘**Very Good**’ (90% or above the targets). These items are:
 - (i) Urban Poor Families assisted under Seven Point Charter
 - (ii) Individual Swarozgaries assisted under SGSY
 - (iii) ICDS Blocks operational (Cum.)
 - (iv) Pumpsets energised
 - (v) Seedlings planted (Public and Forest Lands)
 - (vi) Habitations Covered (partially & Slipped Back) – NRDWP
 - (vii) Area covered under Plantation (Public & Forest Lands)
 - (viii) Anganwadis Functional (Cum.)
 - (ix) Food Security: Targeted Public Distribution System only for BPL
 - (x) Road constructed under Prime minister Grameen Sadak Yojana (PMGSY)
 - (xi) Food Security: Targeted Public Distribution System only for AAY
 - (xii) SC Families assisted
 - (xiii) Supply of Electricity and
 - (xiv) Food Security: Targeted Public Distribution System for (APL+ BPL+AAY)
4. There is *no* item in the category of ‘**Good**’ (80% to 90% of target).
5. The performance of *five items* has been ‘**Poor**’ (below 80% of target). These items are:
 - (i) Houses constructed under Indira Aawas Yojana (IAY)
 - (ii) Houses constructed under EWS/LIG
 - (iii) Villages electrified under Rajiv Gandhi Grameen Vidutikaran Yojana
 - (iv) Coverage of water quality affected habitations – NRDWP
 - (v) SHGs provided Income Generating Activities under SGSY
6. Some of items under TPP-2006 namely *Mahatma Gandhi National Rural Employment Guarantee Scheme (MGNREGS)*, *Self help Groups formed under SGSY*, *Sanitation Programme in Rural Area* and *Institutional Delivery* are demand driven and no targets are assigned by concerned nodal Ministries whereas for items like *Distribution of Wasteland to the landless* and *Minimum Wages Enforcement (including Farm Labour)*, concerned administrative Ministries are not in position to provide State/UT-wise targets; as such all these items are being monitored on monthly basis without any targets and are accordingly not considered for the purpose of appraisal. In items where quarterly/ annual targets have been provided by the Ministries concerned, monthly targets have been worked out on prorata basis.

* Based on monthly monitored *19 Parameters*.

HIGHLIGHTS OF PERFORMANCE

Sl. No.	Item	Achievement for April 2012 - February 2013
1- Employment Generated under MGNREGS.		
	(i) No. of Job cards issued	57.85 lakh *
	(ii) Employment generated	201.75 crore mandays
	(iii) Wages given	Rs.22508.50 crore
2- Swaranjayanti Gram Swarajgar Yojana (SGSY)		
	No. of Individual Swarozgaries assisted	2,55,504
3- Self help Groups		
	(i) No. of SHG formed	1,94,535
	(ii) No. of SHG to whom income generating activities provided under SGSY	84,639
4- Distribution of waste land to the landless		
	Land distributed	3,48,261 hectare
5- Minimum Wages Enforcement (Including Farm Labour)		
	(i) No. of Inspections made	6,696
	(ii) No. of Irregularities detected	1,335
	(iii) No. of Irregularities rectified	1,363
	(iv) No. of Claims filed	329
	(v) No. of Claims settled	489
	(vi) No. of Prosecution cases pending	427
	(vii) No. of Prosecution cases filed	2
	(viii) No. of Prosecution cases decided	8
6- Food Security: (i) TPDS (ii) AAY (iii) BPL		
	(i) Food Security: Targeted Public Distribution System (TPDS)	416.24 lakh tonnes
	(ii) Food Security: Antyodaya Anna Yojana (AAY)	93.10 lakh tonnes
	(iii) Food Security: Below Poverty Line (BPL)	166.88 lakh tonnes
7- Rural Housing-Indira Awaas Yojana		
	No. of Houses constructed	20,45,473
8- EWS/LIG Houses in Urban Areas		
	No. of Houses constructed	1,18,318

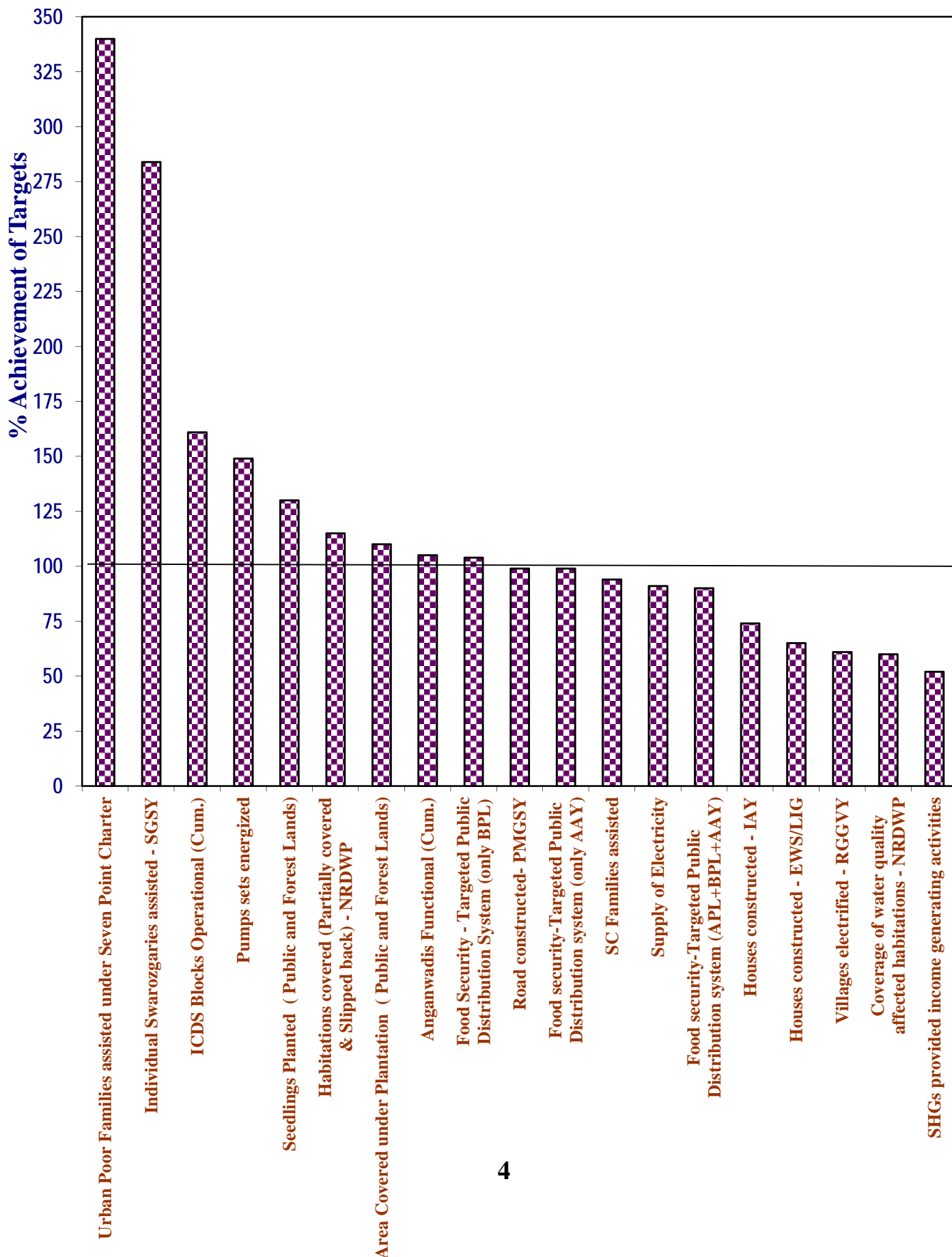
Contd.....

Sl. No.	Item	Achievement for April 2012 - February 2013
9-	Rural Areas. - National Rural Drinking Water Programme-(NRDWP)	
	(i) Coverage of Habitations (Partially covered & Slipped back)- (NRDWP)	72,663
	(ii) Coverage of Water Quality Affected Habitations – (NRDWP)	12,655
10-	Sanitation Programme in Rural Areas	
	No. of Individual household latrines constructed	29.65 lakh
11-	Institutional Delivery	
	No. of Deliveries in Institutions	153.02 lakh
12-	SC Families Assisted	
	No. of SC Families assisted	57.05 lakh
13-	Universalisation of ICDS Schemes	
	No. of ICDS Blocks Operational (Cum.)	11,279
14-	Functional Anganwadis	
	No. of Anganwadis Functional (Cum.)	14.07 lakh
15-	Number of Urban poor families assisted under Seven Point Charter viz. land tenure, housing at affordable cost, water, sanitation, health, education, and social security.	
	No. of Poor Families assisted	9.36 lakh
16-	Afforestation:	
	(i) Area covered under Plantation (Public and Forest Lands)	15,50,297 hectares
	(ii) No. of Seedlings planted (Public and Forest Lands)	118.74 crore
17-	Rural Road- Prime Minister Grameen Sadak Yojana (PMGSY)	
	Length of Road constructed	27,393 Kms
18-	Rajiv Gandhi Grameen Vidyutikaran Yojana (RGGVY)	
	No.of Villages electrified	7,709
19-	Energized Pumps sets	
	No. of Pumps sets energized	4,60,488
20-	Supply of Electricity	
	Electricity supplied	8,15,522 Million Units(MU)

Note:- * Some of States are reporting cumulative performance since inception. These are now reconciled with the performance figures supplied by M/o Rural Development to set performance targets during April 2012- February 2013.

Progress report of two States i.e. Jharkhand and Mizoram and two Ministries i.e. M/o Drinking water & Sanitation and M/o Labour & Empowerment was not received till due date for the period being reported.

ALL INDIA PERFORMANCE OF TARGET ORIENTED PARAMETERS DURING APRIL 2012- FEBRUARY 2013



ACHIEVEMENT HIGHLIGHTS

PERFORMANCE DURING April 2012 to February 2013

The cumulative performance during April 2012 to February 2013 has been "Very Good" for 14 item(s), "Good" for 0 item(s) and "Poor" for 5 item(s).

A. "Very Good" Performance (90% or above of targets)

<u>No.</u>	<u>Items</u>	<u>% Achievement</u>
1	Urban Poor Families assisted under Seven Point Charter	340
2	Individual Swarozgaries assisted - SGSY	284
3	ICDS Blocks Operational (Cum.)	161
4	Pumps sets energized	149
5	Seedlings Planted (Public and Forest Lands)	130
6	Habitations covered (Partially covered & Slipped back) - NRDWP	115
7	Area Covered under Plantation (Public and Forest Lands)	110
8	Anganwadis Functional (Cum.)	105
9	Food Security - Targeted Public Distribution System (only BPL)	104
10	Road constructed- PMGSY	99
11	Food security-Targeted Public Distribution system (only AAY)	99
12	SC Families assisted	94
13	Supply of Electricity	91
14	Food security-Targeted Public Distribution system (APL+BPL+AAY)	90

B. "Good" Performance (80% to 90%)

There is no item in this category for the period being reported.

C. Areas of concern-where the performance is below 80%

15	Houses constructed - IAY	74
16	Houses constructed - EWS/LIG	65
17	Villages electrified - RGGVY	61
18	Coverage of water quality affected habitations - NRDWP	60
19	SHGs provided income generating activities	52

Table - A

Targets for 2012-2013 & April 2012 to February 2013 and achievements during the period April 2012 to February 2013

ALL INDIA PERFORMANCE

Sl. No.	Item Description	Units	Targets		Achievements	% Achievements of Targets during April 2012-February 2013
			2012-2013	April 2012-February 2013	April 2012-February 2013	
1	Individual Swarozgaries Assisted - SGSY	Number	98,101	89,913	2,55,504	284
2	SHGs provided income generating activities	Number	1,78,937	1,64,013	84,639	52
3	Food Security:Targeted Public Ditribution System(TPDS)	Tonnes	-	4,62,56,420	4,16,24,393	90
4	Food Security:Antodaya Anna Yojana(AAY)	Tonnes	-	93,65,213	93,10,350	99
5	Food Security:Targeted Public Ditribution System (Only BPL)	Tonnes	-	1,60,06,197	1,66,88,764	104
6	Houses constructed - IAY	Number	30,09,700	27,58,885	20,45,473	74
7	Houses constructed - EWS/LIG	Number	2,00,000	1,83,321	1,18,318	65
8	Habitations covered (Partially covered & Slipped back) - NRDWP	Number	75,000	63,003	72,663	115
9	Coverage of water quality affected habitations - NRDWP	Number	25,000	20,993	12,655	60
10	SC Families Assisted	Number	65,97,231	60,47,449	57,05,725	94
11	ICDS Blocks Operational (Cum.)	Number	7,018	7,018	11,279	161
12	Anganwadis Functional (Cum.)	Number	13,44,498	13,44,498	14,07,488	105
13	Urban Poor Families Assisted under Seven Point Charter	Number	3,00,000	2,74,991	9,36,249	340
14	Area Covered under Plantation (Public and Forest Lands)	Hectares	15,41,670	14,13,193	15,50,297	110
15	Seedlings Planted (Public and Forest Lands)	Number	99,29,26,000	91,01,82,160	1,18,74,10,922	130
16	Road Constructed- PMGSY	Kilometer	30,000	27,492	27,393	99
17	Villages Electrified - RGGVY	Number	14,241	12,562	7,709	61
18	Pumps sets energized	Number	3,36,948	3,08,860	4,60,488	149
19	Electricity supplied	Million Units	-	8,94,245	8,15,522	91

Table - B

STATE-WISE PERFORMANCE DURING April 2012 to February 2013 (PERCENT ACHIEVEMENT)

S.No.	Description	ALL							
		INDIA	AP	ARP	AS	BI	CHHA.	DELHI	GOA
1	Individual Swarozgaries Assisted - SGSY	284	693	0	14	0	266	NA	212
2	SHGs provided income generating activities	52	88	0	11	0	67	NA	76
3	Food security-Targeted Public Distribution system (APL+BPL+AAAY)	90	84	98	96	71	95	95	103
4	Food security-Targeted Public Distribution system (only AAAY)	99	100	100	99	98	100	69	100
5	Food Security - Targeted Public Distribution System (Only BPL)	104	102	100	99	86	99	100	100
6	Houses constructed - IAY	74	91	28	55	100	39	NA	52
7	Houses constructed - EWS/LIG	65	258	49	0	27	29	11	109
8	Habitations covered (Partially covered & Slipped back) - NRDWP	115	198	96	137	101	141	NA	NA
9	Coverage of water quality affected habitations - NRDWP	60	90	NA	86	42	31	NA	NA
10	SC Families Assisted	94	96	NA	52	275	0	14	0
11	ICDS Blocks Operational (Cum.)	161	100	95	100	100	74	100	100
12	Anganwadis Functional (Cum.)	105	100	98	96	104	1	100	100
13	Urban Poor Families Assisted under Seven Point Charter	340	3,636	0	8	0	0	3	0
14	Area Covered under Plantation (Public and Forest Lands)	110	114	4	0	139	181	114	114
15	Seedlings Planted (Public and Forest Lands)	130	149	3	0	139	214	116	263
16	Road Constructed- PMGSY	99	90	82	109	96	25	NA	NA
17	Villages Electrified - RGGVY	61	NA	24	9	81	32	NA	NA
18	Pumps sets energized	149	246	NA	NA	80	95	NA	173
19	Supply of Electricity	91	83	94	93	83	98	99	97

Table - B(Contd.)

STATE-WISE PERFORMANCE DURING April 2012 to February 2013 (PERCENT ACHIEVEMENT)

S.No.	Description	ALL							
		INDIA	GUJ	HRY	HP	J&K	JHAR.	KAR	KER
1	Individual Swarozgaries Assisted - SGSY	284	444	126	234	881	67	55	4
2	SHGs provided income generating activities	52	49	60	89	24	56	30	3
3	Food security-Targeted Public Distribution system (APL+BPL+AA Y)	90	64	63	99	102	73	83	100
4	Food security-Targeted Public Distribution system (only AAY)	99	101	100	100	102	98	92	100
5	Food Security - Targeted Public Distribution System (Only BPL)	104	99	105	97	101	97	100	100
6	Houses constructed - IAY	74	47	42	53	77	81	83	62
7	Houses constructed - EWS/LIG	65	23	91	9	0	98	505	6
8	Habitations covered (Partially covered & Slipped back) - NRDWP	115	170	120	155	123	11	222	178
9	Coverage of water quality affected habitations - NRDWP	60	110	57	NA	90	26	79	60
10	SC Families Assisted	94	122	90	248	686	1,832	102	23
11	ICDS Blocks Operational (Cum.)	161	100	100	100	100	99	99	100
12	Anganwadis Functional (Cum.)	105	100	100	99	103	100	102	100
13	Urban Poor Families Assisted under Seven Point Charter	340	159	275	100	0	19	93	93
14	Area Covered under Plantation (Public and Forest Lands)	110	113	121	101	102	25	131	280
15	Seedlings Planted (Public and Forest Lands)	130	143	144	101	54	67	171	691
16	Road Constructed- PMGSY	99	297	278	90	99	60	186	30
17	Villages Electrified - RGGVY	61	NA	NA	100	22	149	NA	NA
18	Pumps sets energized	149	311	103	182	NA	11	179	90
19	Supply of Electricity	91	100	92	97	75	96	86	96

Table - B(Contd.)

STATE-WISE PERFORMANCE DURING April 2012 to February 2013 (PERCENT ACHIEVEMENT)

S.No.	Description	ALL							
		INDIA	MP	MAH	MANI	MEGH	MIZ	NAGA	ORI
1	Individual Swarozgaries Assisted - SGSY	284	536	27	0	7	47	64	0
2	SHGs provided income generating activities	52	32	18	44	35	38	0	7
3	Food security-Targeted Public Distribution system (APL+BPL+AA Y)	90	136	78	105	100	95	110	97
4	Food security-Targeted Public Distribution system (only AAY)	99	129	93	101	100	94	113	98
5	Food Security - Targeted Public Distribution System (Only BPL)	104	194	95	103	100	95	110	101
6	Houses constructed - IAY	74	48	48	48	30	61	70	57
7	Houses constructed - EWS/LIG	65	46	46	0	0	0	0	0
8	Habitations covered (Partially covered & Slipped back) - NRDWP	115	142	94	106	56	17	288	361
9	Coverage of water quality affected habitations - NRDWP	60	87	65	NA	25	NA	0	86
10	SC Families Assisted	94	95	31	0	NA	NA	NA	38
11	ICDS Blocks Operational (Cum.)	161	100	100	100	100	100	100	100
12	Anganwadis Functional (Cum.)	105	99	88	90	101	100	100	99
13	Urban Poor Families Assisted under Seven Point Charter	340	69	39	0	28	0	0	31
14	Area Covered under Plantation (Public and Forest Lands)	110	117	168	62	69	71	58	62
15	Seedlings Planted (Public and Forest Lands)	130	117	215	76	73	41	0	52
16	Road Constructed- PMGSY	99	91	88	215	38	67	26	51
17	Villages Electrified - RGGVY	61	343	NA	0	31	7	15	18
18	Pumps sets energized	149	380	NA	NA	NA	NA	NA	264
19	Supply of Electricity	91	90	97	95	88	93	94	96

Table - B(Contd.)

STATE-WISE PERFORMANCE DURING April 2012 to February 2013 (PERCENT ACHIEVEMENT)

S.No.	Description	ALL							
		INDIA	PUDU	PUN	RAJ	SIK	TN	TRI	UTTA.
1	Individual Swarozgaries Assisted - SGSY	284	1,415	169	252	370	0	0	116
2	SHGs provided income generating activities	52	60	14	67	30	0	55	94
3	Food security-Targeted Public Distribution system (APL+BPL+AA Y)	90	89	76	99	101	97	97	100
4	Food security-Targeted Public Distribution system (only AAY)	99	89	67	98	99	100	101	98
5	Food Security - Targeted Public Distribution System (Only BPL)	104	96	86	99	106	101	102	101
6	Houses constructed - IAY	74	2	20	54	111	71	26	69
7	Houses constructed - EWS/LIG	65	0	0	104	87	6	195	0
8	Habitations covered (Partially covered & Slipped back) - NRDWP	115	0	45	260	37	187	2,030	129
9	Coverage of water quality affected habitations - NRDWP	60	0	15	75	NA	112	95	NA
10	SC Families Assisted	94	11	51	117	168	91	13	9
11	ICDS Blocks Operational (Cum.)	161	100	100	100	100	100	100	100
12	Anganwadis Functional (Cum.)	105	100	100	99	100	100	100	89
13	Urban Poor Families Assisted under Seven Point Charter	340	753	42	183	2,055	44	593	64
14	Area Covered under Plantation (Public and Forest Lands)	110	209	146	113	132	152	77	99
15	Seedlings Planted (Public and Forest Lands)	130	714	236	113	136	90	77	134
16	Road Constructed- PMGSY	99	NA	174	96	16	63	37	67
17	Villages Electrified - RGGVY	61	NA	NA	117	0	NA	16	NA
18	Pumps sets energized	149	109	35	158	NA	116	NA	360
19	Supply of Electricity	91	98	94	97	100	83	95	94

Table - B(Contd.)

STATE-WISE PERFORMANCE DURING April 2012 to February 2013 (PERCENT ACHIEVEMENT)

S.No.	Description	ALL							
		INDIA	UP	WB	A&N	CHND.	D&N	D&D	LAKSH
1	Individual Swarozgaries Assisted - SGSY	284	291	1,675	2,112	NA	462	25	1,425
2	SHGs provided income generating activities	52	76	236	179	NA	57	0	0
3	Food security-Targeted Public Distribution system (APL+BPL+AA Y)	90	92	94	44	85	97	80	75
4	Food security-Targeted Public Distribution system (only AA Y)	99	99	94	44	24	98	105	49
5	Food Security - Targeted Public Distribution System (Only BPL)	104	101	101	50	100	99	106	0
6	Houses constructed - IAY	74	27	143	16	NA	16	2	46
7	Houses constructed - EWS/LIG	65	10	179	0	0	0	NA	NA
8	Habitations covered (Partially covered & Slipped back) - NRDWP	115	18	243	NA	NA	NA	NA	NA
9	Coverage of water quality affected habitations - NRDWP	60	46	45	NA	NA	NA	NA	NA
10	SC Families Assisted	94	13	228	NA	93	NA	NA	NA
11	ICDS Blocks Operational (Cum.)	161	99	851	100	100	100	100	200
12	Anganwadis Functional (Cum.)	105	100	217	98	107	100	92	100
13	Urban Poor Families Assisted under Seven Point Charter	340	28	760	0	5	0	NA	NA
14	Area Covered under Plantation (Public and Forest Lands)	110	88	60	110	80	87	67	89
15	Seedlings Planted (Public and Forest Lands)	130	108	162	107	49	220	247	142
16	Road Constructed- PMGSY	99	21	573	NA	NA	NA	NA	NA
17	Villages Electrified - RGGVY	61	NA	NA	NA	NA	NA	NA	NA
18	Pumps sets energized	149	47	2,490	NA	NA	NA	45	NA
19	Supply of Electricity	91	83	99	77	100	96	93	100

NA: Not Applicable

Table - C

Items in which the States/UTs performance is Very Good (90% and above),
Good (80% to 90%) and Poor (below 80%) during the period
April 2012 to February 2013

1. ANDHRA PRADESH

Very Good

Individual Swarozgaries Assisted - SGSY, Food Security:Antodaya Anna Yojana(AAY), Food Security:Targeted Public Distribution System (Only BPL), Houses constructed - IAY, Houses constructed - EWS/LIG, Habitations covered (Partially covered & Slipped back) - NRDWP, Coverage of water quality affected habitations - NRDWP, SC Families Assisted, ICDS Blocks Operational (Cum.), Anganwadis Functional (Cum.), Urban Poor Families Assisted under Seven Point Charter, Area Covered under Plantation (Public and Forest Lands), Seedlings Planted (Public and Forest Lands), Road Constructed- PMGSY, Pumps sets energized

Good

SHGs provided income generating activities, Food Security:Targeted Public Distribution System(TPDS), Electricity supplied

2. ARUNACHAL PRADESH

Very Good

Food Security:Targeted Public Distribution System(TPDS), Food Security:Antodaya Anna Yojana(AAY), Food Security:Targeted Public Distribution System (Only BPL), Habitations covered (Partially covered & Slipped back) - NRDWP, ICDS Blocks Operational (Cum.), Anganwadis Functional (Cum.), Electricity supplied

Good

Road Constructed- PMGSY

Poor

Individual Swarozgaries Assisted - SGSY, SHGs provided income generating activities, Houses constructed - IAY, Houses constructed - EWS/LIG, Urban Poor Families Assisted under Seven Point Charter, Area Covered under Plantation (Public and Forest Lands), Seedlings Planted (Public and Forest Lands), Villages Electrified - RGGVY

3. ASSAM

Very Good

Food Security:Targeted Public Distribution System(TPDS), Food Security:Antodaya Anna Yojana(AAY), Food Security:Targeted Public Distribution System (Only BPL), Habitations covered (Partially covered & Slipped back) - NRDWP, ICDS Blocks Operational (Cum.), Anganwadis Functional (Cum.), Road Constructed- PMGSY, Electricity supplied

Good

Coverage of water quality affected habitations - NRDWP

Poor

Individual Swarozgaries Assisted - SGSY, SHGs provided income generating activities, Houses constructed - IAY, Houses constructed - EWS/LIG, SC Families Assisted, Urban Poor Families Assisted under Seven Point Charter, Area Covered under Plantation (Public and Forest Lands), Seedlings Planted (Public and Forest Lands), Villages Electrified - RGGVY

4. BIHAR

Very Good

Food Security:Antodaya Anna Yojana(AAY), Houses constructed - IAY, Habitations covered (Partially covered & Slipped back) - NRDWP, SC Families Assisted, ICDS Blocks Operational (Cum.), Anganwadis Functional (Cum.), Area Covered under Plantation (Public and Forest Lands), Seedlings Planted (Public and Forest Lands), Road Constructed- PMGSY

Good

Food Security:Targeted Public Distribution System (Only BPL), Villages Electrified - RGGVY, Pumps sets energized, Electricity supplied

Poor

Individual Swarozgaries Assisted - SGSY, SHGs provided income generating activities, Food Security:Targeted Public Distribution System(TPDS), Houses constructed - EWS/LIG, Coverage of water quality affected habitations - NRDWP, Urban Poor Families Assisted under Seven Point Charter

5. CHHATISGARH

Very Good

Individual Swarozgaries Assisted - SGSY, Food Security:Targeted Public Distribution System(TPDS), Food Security:Antodaya Anna Yojana(AAY), Food Security:Targeted Public Distribution System (Only BPL), Habitations covered (Partially covered & Slipped back) - NRDWP, Area Covered under Plantation (Public and Forest Lands), Seedlings Planted (Public and Forest Lands), Pumps sets energized, Electricity supplied

Poor

SHGs provided income generating activities, Houses constructed - IAY, Houses constructed - EWS/LIG, Coverage of water quality affected habitations - NRDWP, SC Families Assisted, ICDS Blocks Operational (Cum.), Anganwadis Functional (Cum.), Urban Poor Families Assisted under Seven Point Charter, Road Constructed- PMGSY, Villages Electrified - RGGVY

6. DELHI

Very Good

Food Security:Targeted Public Distribution System(TPDS), Food Security:Targeted Public Distribution System (Only BPL), ICDS Blocks Operational (Cum.), Anganwadis Functional (Cum.), Area Covered under Plantation (Public and Forest Lands), Seedlings Planted (Public and Forest Lands), Electricity supplied

Poor

Food Security:Antodaya Anna Yojana(AAY), Houses constructed - EWS/LIG, SC Families Assisted, Urban Poor Families Assisted under Seven Point Charter

7. GOA

Very Good

Individual Swarozgaries Assisted - SGSY, Food Security:Targeted Public Distribution System(TPDS), Food Security:Antodaya Anna Yojana(AAY), Food Security:Targeted Public Distribution System (Only BPL), Houses constructed - EWS/LIG, ICDS Blocks Operational (Cum.), Anganwadis Functional (Cum.), Area Covered under Plantation (Public and Forest Lands), Seedlings Planted (Public and Forest Lands), Pumps sets energized, Electricity supplied

Poor

SHGs provided income generating activities, Houses constructed - IAY, SC Families Assisted, Urban Poor Families Assisted under Seven Point Charter

8. GUJARAT

Very Good

Individual Swarozgaries Assisted - SGSY, Food Security:Antodaya Anna Yojana(AAY), Food Security:Targeted Public Distribution System (Only BPL), Habitations covered (Partially covered & Slipped back) - NRDWP, Coverage of water quality affected habitations - NRDWP, SC Families Assisted, ICDS Blocks Operational (Cum.), Anganwadis Functional (Cum.), Urban Poor Families Assisted under Seven Point Charter, Area Covered under Plantation (Public and Forest Lands), Seedlings Planted (Public and Forest Lands), Road Constructed- PMGSY, Pumps sets energized, Electricity supplied

Poor

SHGs provided income generating activities, Food Security:Targeted Public Distribution System(TPDS), Houses constructed - IAY, Houses constructed - EWS/LIG

9. HARYANA

Very Good

Individual Swarozgaries Assisted - SGSY, Food Security:Antodaya Anna Yojana(AAY), Food Security:Targeted Public Distribution System (Only BPL), Houses constructed - EWS/LIG, Habitations covered (Partially covered & Slipped back) - NRDWP, SC Families Assisted, ICDS Blocks Operational (Cum.), Anganwadis Functional (Cum.), Urban Poor Families Assisted under Seven Point Charter, Area Covered under Plantation (Public and Forest Lands), Seedlings Planted (Public and Forest Lands), Road Constructed- PMGSY, Pumps sets energized, Electricity supplied

Poor

SHGs provided income generating activities, Food Security:Targeted Public Distribution System(TPDS), Houses constructed - IAY, Coverage of water quality affected habitations - NRDWP

10. HIMACHAL PRADESH

Very Good

Individual Swarozgaries Assisted - SGSY, Food Security:Targeted Public Distribution System(TPDS), Food Security:Antodaya Anna Yojana(AAY), Food Security:Targeted Public Distribution System (Only BPL), Habitations covered (Partially covered & Slipped back) - NRDWP, SC Families Assisted, ICDS Blocks Operational (Cum.), Anganwadis Functional (Cum.), Urban Poor Families Assisted under Seven Point Charter, Area Covered under Plantation (Public and Forest Lands), Seedlings Planted (Public and Forest Lands), Road Constructed- PMGSY, Villages Electrified - RGGVY, Pumps sets energized, Electricity supplied

Good

SHGs provided income generating activities

Poor

Houses constructed - IAY, Houses constructed - EWS/LIG

11. JAMMU AND KASHMIR

Very Good

Individual Swarozgaries Assisted - SGSY, Food Security:Targeted Public Distribution System(TPDS), Food Security:Antodaya Anna Yojana(AAY), Food Security:Targeted Public Distribution System (Only BPL), Habitations covered (Partially covered & Slipped back) - NRDWP, Coverage of water quality affected habitations - NRDWP, SC Families Assisted, ICDS Blocks Operational (Cum.), Anganwadis Functional (Cum.), Area Covered under Plantation (Public and Forest Lands), Road Constructed- PMGSY

Poor

SHGs provided income generating activities, Houses constructed - IAY, Houses constructed - EWS/LIG, Urban Poor Families Assisted under Seven Point Charter, Seedlings Planted (Public and Forest Lands), Villages Electrified - RGGVY, Electricity supplied

12. JHARKHAND

Very Good

Food Security:Antodaya Anna Yojana(AAY), Food Security:Targeted Public Distribution System (Only BPL), Houses constructed - EWS/LIG, SC Families Assisted, ICDS Blocks Operational (Cum.), Anganwadis Functional (Cum.), Villages Electrified - RGGVY, Electricity supplied

Good

Houses constructed - IAY

Poor

Individual Swarozgaries Assisted - SGSY, SHGs provided income generating activities, Food Security:Targeted Public Distribution System(TPDS), Habitations covered (Partially covered & Slipped back) - NRDWP, Coverage of water quality affected habitations - NRDWP, Urban Poor Families Assisted under Seven Point Charter, Area Covered under Plantation (Public and Forest Lands), Seedlings Planted (Public and Forest Lands), Road Constructed- PMGSY, Pumps sets energized

13. KARNATAKA

Very Good

Food Security:Antodaya Anna Yojana(AAY), Food Security:Targeted Public Distribution System (Only BPL), Houses constructed - EWS/LIG, Habitations covered (Partially covered & Slipped back) - NRDWP, SC Families Assisted, ICDS Blocks Operational (Cum.), Anganwadis Functional (Cum.), Urban Poor Families Assisted under Seven Point Charter, Area Covered under Plantation (Public and Forest Lands), Seedlings Planted (Public and Forest Lands), Road Constructed- PMGSY, Pumps sets energized

Good

Food Security:Targeted Public Distribution System(TPDS), Houses constructed - IAY, Electricity supplied

Poor

Individual Swarozgaries Assisted - SGSY, SHGs provided income generating activities, Coverage of water quality affected habitations - NRDWP

14. KERALA

Very Good

Food Security:Targeted Public Distribution System(TPDS), Food Security:Antodaya Anna Yojana(AAY), Food Security:Targeted Public Distribution System (Only BPL), Habitations covered (Partially covered & Slipped back) - NRDWP, ICDS Blocks Operational (Cum.), Anganwadis Functional (Cum.), Urban Poor Families Assisted under Seven Point Charter, Area Covered under Plantation (Public and Forest Lands), Seedlings Planted (Public and Forest Lands), Pumps sets energized, Electricity supplied

Poor

Individual Swarozgaries Assisted - SGSY, SHGs provided income generating activities, Houses constructed - IAY, Houses constructed - EWS/LIG, Coverage of water quality affected habitations - NRDWP, SC Families Assisted, Road Constructed- PMGSY

15. MADHYA PRADESH

Very Good

Individual Swarozgaries Assisted - SGSY, Food Security:Targeted Public Distribution System(TPDS), Food Security:Antodaya Anna Yojana(AAY), Food Security:Targeted Public Distribution System (Only BPL), Habitations covered (Partially covered & Slipped back) - NRDWP, SC Families Assisted, ICDS Blocks Operational (Cum.), Anganwadis Functional (Cum.), Area Covered under Plantation (Public and Forest Lands), Seedlings Planted (Public and Forest Lands), Road Constructed- PMGSY, Villages Electrified - RGGVY, Pumps sets energized, Electricity supplied

Good

Coverage of water quality affected habitations - NRDWP

Poor

SHGs provided income generating activities, Houses constructed - IAY, Houses constructed - EWS/LIG, Urban Poor Families Assisted under Seven Point Charter

16. MAHARASHTRA

Very Good

Food Security:Antodaya Anna Yojana(AAY), Food Security:Targeted Public Distribution System (Only BPL), Habitations covered (Partially covered & Slipped back) - NRDWP, ICDS Blocks Operational (Cum.), Area Covered under Plantation (Public and Forest Lands), Seedlings Planted (Public and Forest Lands), Electricity supplied

Good

Anganwadis Functional (Cum.), Road Constructed- PMGSY

Poor

Individual Swarozgaries Assisted - SGSY, SHGs provided income generating activities, Food Security:Targeted Public Distribution System(TPDS), Houses constructed - IAY, Houses constructed - EWS/LIG, Coverage of water quality affected habitations - NRDWP, SC Families Assisted, Urban Poor Families Assisted under Seven Point Charter

17. MANIPUR

Very Good

Food Security:Targeted Public Distribution System(TPDS), Food Security:Antodaya Anna Yojana(AAY), Food Security:Targeted Public Distribution System (Only BPL), Habitations covered (Partially covered & Slipped back) - NRDWP, ICDS Blocks Operational (Cum.), Anganwadis Functional (Cum.), Road Constructed- PMGSY, Electricity supplied

Poor

Individual Swarozgaries Assisted - SGSY, SHGs provided income generating activities, Houses constructed - IAY, Houses constructed - EWS/LIG, SC Families Assisted, Urban Poor Families Assisted under Seven Point Charter, Area Covered under Plantation (Public and Forest Lands), Seedlings Planted (Public and Forest Lands), Villages Electrified - RGGVY

18. MEGHALAYA

Very Good

Food Security:Targeted Public Distribution System(TPDS), Food Security:Antodaya Anna Yojana(AAY), Food Security:Targeted Public Distribution System (Only BPL), ICDS Blocks Operational (Cum.), Anganwadis Functional (Cum.)

Good

Electricity supplied

Poor

Individual Swarozgaries Assisted - SGSY, SHGs provided income generating activities, Houses constructed - IAY, Houses constructed - EWS/LIG, Habitations covered (Partially covered & Slipped back) - NRDWP, Coverage of water quality affected habitations - NRDWP, Urban Poor Families Assisted under Seven Point Charter, Area Covered under Plantation (Public and Forest Lands), Seedlings Planted (Public and Forest Lands), Road Constructed- PMGSY, Villages Electrified - RGGVY

19. MIZORAM

Very Good

Food Security:Targeted Public Distribution System(TPDS), Food Security:Antodaya Anna Yojana(AAY), Food Security:Targeted Public Distribution System (Only BPL), ICDS Blocks Operational (Cum.), Anganwadis Functional (Cum.), Electricity supplied

Poor

Individual Swarozgaries Assisted - SGSY, SHGs provided income generating activities, Houses constructed - IAY, Houses constructed - EWS/LIG, Habitations covered (Partially covered & Slipped back) - NRDWP, Urban Poor Families Assisted under Seven Point Charter, Area Covered under Plantation (Public and Forest Lands), Seedlings Planted (Public and Forest Lands), Road Constructed- PMGSY, Villages Electrified - RGGVY

20. NAGALAND

Very Good

Food Security:Targeted Public Distribution System(TPDS), Food Security:Antodaya Anna Yojana(AAY), Food Security:Targeted Public Distribution System (Only BPL), Habitations covered (Partially covered & Slipped back) - NRDWP, ICDS Blocks Operational (Cum.), Anganwadis Functional (Cum.), Electricity supplied

Poor

Individual Swarozgaries Assisted - SGSY, SHGs provided income generating activities, Houses constructed - IAY, Houses constructed - EWS/LIG, Coverage of water quality affected habitations - NRDWP, Urban Poor Families Assisted under Seven Point Charter, Area Covered under Plantation (Public and Forest Lands), Seedlings Planted (Public and Forest Lands), Road Constructed- PMGSY, Villages Electrified - RGGVY

21. ORISSA

Very Good

Food Security:Targeted Public Distribution System(TPDS), Food Security:Antodaya Anna Yojana(AAY), Food Security:Targeted Public Distribution System (Only BPL), Habitations covered (Partially covered & Slipped back) - NRDWP, ICDS Blocks Operational (Cum.), Anganwadis Functional (Cum.), Pumps sets energized, Electricity supplied

Good

Coverage of water quality affected habitations - NRDWP

Poor

Individual Swarozgaries Assisted - SGSY, SHGs provided income generating activities, Houses constructed - IAY, Houses constructed - EWS/LIG, SC Families Assisted, Urban Poor Families Assisted under Seven Point Charter, Area Covered under Plantation (Public and Forest Lands), Seedlings Planted (Public and Forest Lands), Road Constructed- PMGSY, Villages Electrified - RGGVY

22. PUDUCHERRY

Very Good

Individual Swarozgaries Assisted - SGSY, Food Security:Targeted Public Distribution System (Only BPL), ICDS Blocks Operational (Cum.), Anganwadis Functional (Cum.), Urban Poor Families Assisted under Seven Point Charter, Area Covered under Plantation (Public and Forest Lands), Seedlings Planted (Public and Forest Lands), Pumps sets energized, Electricity supplied

Good

Food Security:Targeted Public Distribution System(TPDS), Food Security:Antodaya Anna Yojana(AAY)

Poor

SHGs provided income generating activities, Houses constructed - IAY, Houses constructed - EWS/LIG, Habitations covered (Partially covered & Slipped back) - NRDWP, Coverage of water quality affected habitations - NRDWP, SC Families Assisted

23. PUNJAB

Very Good

Individual Swarozgaries Assisted - SGSY, ICDS Blocks Operational (Cum.), Anganwadis Functional (Cum.), Area Covered under Plantation (Public and Forest Lands), Seedlings Planted (Public and Forest Lands), Road Constructed- PMGSY, Electricity supplied

Good

Food Security:Targeted Public Distribution System (Only BPL)

Poor

SHGs provided income generating activities, Food Security:Targeted Public Distribution System(TPDS), Food Security:Antodaya Anna Yojana(AAY), Houses constructed - IAY, Houses constructed - EWS/LIG, Habitations covered (Partially covered & Slipped back) - NRDWP, Coverage of water quality affected habitations - NRDWP, SC Families Assisted, Urban Poor Families Assisted under Seven Point Charter, Pumps sets energized

24. RAJASTHAN

Very Good

Individual Swarozgaries Assisted - SGSY, Food Security:Targeted Public Distribution System(TPDS), Food Security:Antodaya Anna Yojana(AAY), Food Security:Targeted Public Distribution System (Only BPL), Houses constructed - EWS/LIG, Habitations covered (Partially covered & Slipped back) - NRDWP, SC Families Assisted, ICDS Blocks Operational (Cum.), Anganwadis Functional (Cum.), Urban Poor Families Assisted under Seven Point Charter, Area Covered under Plantation (Public and Forest Lands), Seedlings Planted (Public and Forest Lands), Road Constructed- PMGSY, Villages Electrified - RGGVY, Pumps sets energized, Electricity supplied

Poor

SHGs provided income generating activities, Houses constructed - IAY, Coverage of water quality affected habitations - NRDWP

25. SIKKIM

Very Good

Individual Swarozgaries Assisted - SGSY, Food Security:Targeted Public Distribution System(TPDS), Food Security:Antodaya Anna Yojana(AAY), Food Security:Targeted Public Distribution System (Only BPL), Houses constructed - IAY, SC Families Assisted, ICDS Blocks Operational (Cum.), Anganwadis Functional (Cum.), Urban Poor Families Assisted under Seven Point Charter, Area Covered under Plantation (Public and Forest Lands), Seedlings Planted (Public and Forest Lands), Electricity supplied

Good

Houses constructed - EWS/LIG

Poor

SHGs provided income generating activities, Habitations covered (Partially covered & Slipped back) - NRDWP, Road Constructed- PMGSY, Villages Electrified - RGGVY

26. TAMIL NADU

Very Good

Food Security:Targeted Public Distribution System(TPDS), Food Security:Antodaya Anna Yojana(AAY), Food Security:Targeted Public Distribution System (Only BPL), Habitations covered (Partially covered & Slipped back) - NRDWP, Coverage of water quality affected habitations - NRDWP, SC Families Assisted, ICDS Blocks Operational (Cum.), Anganwadis Functional (Cum.), Area Covered under Plantation (Public and Forest Lands), Seedlings Planted (Public and Forest Lands), Pumps sets energized

Good

Electricity supplied

Poor

Individual Swarozgaries Assisted - SGSY, SHGs provided income generating activities, Houses constructed - IAY, Houses constructed - EWS/LIG, Urban Poor Families Assisted under Seven Point Charter, Road Constructed- PMGSY

27. TRIPURA

Very Good

Food Security:Targeted Public Distribution System(TPDS), Food Security:Antodaya Anna Yojana(AAY), Food Security:Targeted Public Distribution System (Only BPL), Houses constructed - EWS/LIG, Habitations covered (Partially covered & Slipped back) - NRDWP, Coverage of water quality affected habitations - NRDWP, ICDS Blocks Operational (Cum.), Anganwadis Functional (Cum.), Urban Poor Families Assisted under Seven Point Charter, Electricity supplied

Poor

Individual Swarozgaries Assisted - SGSY, SHGs provided income generating activities, Houses constructed - IAY, SC Families Assisted, Area Covered under Plantation (Public and Forest Lands), Seedlings Planted (Public and Forest Lands), Road Constructed- PMGSY, Villages Electrified - RGGVY

28. UTTARAKHAND

Very Good

Individual Swarozgaries Assisted - SGSY, SHGs provided income generating activities, Food Security:Targeted Public Distribution System(TPDS), Food Security:Antodaya Anna Yojana(AAY), Food Security:Targeted Public Distribution System (Only BPL), Habitations covered (Partially covered & Slipped back) - NRDWP, ICDS Blocks Operational (Cum.), Area Covered under Plantation (Public and Forest Lands), Seedlings Planted (Public and Forest Lands), Pumps sets energized, Electricity supplied

Good

Anganwadis Functional (Cum.)

Poor

Houses constructed - IAY, Houses constructed - EWS/LIG, SC Families Assisted, Urban Poor Families Assisted under Seven Point Charter, Road Constructed- PMGSY

29. UTTAR PRADESH

Very Good

Individual Swarozgaries Assisted - SGSY, Food Security:Targeted Public Dtribution System(TPDS), Food Security:Antodaya Anna Yojana(AAY), Food Security:Targeted Public Dtribution System (Only BPL), ICDS Blocks Operational (Cum.), Anganwadis Functional (Cum.), Seedlings Planted (Public and Forest Lands)

Good

Area Covered under Plantation (Public and Forest Lands), Electricity supplied

Poor

SHGs provided income generating activities, Houses constructed - IAY, Houses constructed - EWS/LIG, Habitations covered (Partially covered & Slipped back) - NRDWP, Coverage of water quality affected habitations - NRDWP, SC Families Assisted, Urban Poor Families Assisted under Seven Point Charter, Road Constructed- PMGSY, Pumps sets energized

30. WEST BENGAL

Very Good

Individual Swarozgaries Assisted - SGSY, SHGs provided income generating activities, Food Security:Targeted Public Dtribution System(TPDS), Food Security:Antodaya Anna Yojana(AAY), Food Security:Targeted Public Dtribution System (Only BPL), Houses constructed - IAY, Houses constructed - EWS/LIG, Habitations covered (Partially covered & Slipped back) - NRDWP, SC Families Assisted, ICDS Blocks Operational (Cum.), Anganwadis Functional (Cum.), Urban Poor Families Assisted under Seven Point Charter, Seedlings Planted (Public and Forest Lands), Road Constructed- PMGSY, Pumps sets energized, Electricity supplied

Poor

Coverage of water quality affected habitations - NRDWP, Area Covered under Plantation (Public and Forest Lands)

31. ANDAMAN AND NICOBAR ISLANDS

Very Good

Individual Swarozgaries Assisted - SGSY, SHGs provided income generating activities, ICDS Blocks Operational (Cum.), Anganwadis Functional (Cum.), Area Covered under Plantation (Public and Forest Lands), Seedlings Planted (Public and Forest Lands)

Poor

Food Security:Targeted Public Dtribution System(TPDS), Food Security:Antodaya Anna Yojana(AAY), Food Security:Targeted Public Dtribution System (Only BPL), Houses constructed - IAY, Houses constructed - EWS/LIG, Urban Poor Families Assisted under Seven Point Charter, Electricity supplied

32. CHANDIGARH

Very Good

Food Security:Targeted Public Dtribution System (Only BPL), SC Families Assisted, ICDS Blocks Operational (Cum.), Anganwadis Functional (Cum.), Electricity supplied

Good

Food Security:Targeted Public Dtribution System(TPDS), Area Covered under Plantation (Public and Forest Lands)

Poor

Food Security:Antodaya Anna Yojana(AAY), Houses constructed - EWS/LIG, Urban Poor Families Assisted under Seven Point Charter, Seedlings Planted (Public and Forest Lands)

33. DADRA AND NAGAR HAVELI

Very Good

Individual Swarozgaries Assisted - SGSY, Food Security:Targeted Public Distribution System(TPDS), Food Security:Antodaya Anna Yojana(AAY), Food Security:Targeted Public Distribution System (Only BPL), ICDS Blocks Operational (Cum.), Anganwadis Functional (Cum.), Seedlings Planted (Public and Forest Lands), Electricity supplied

Good

Area Covered under Plantation (Public and Forest Lands)

Poor

SHGs provided income generating activities, Houses constructed - IAY, Houses constructed - EWS/LIG, Urban Poor Families Assisted under Seven Point Charter

34. DAMAN AND DIU

Very Good

Food Security:Antodaya Anna Yojana(AAY), Food Security:Targeted Public Distribution System (Only BPL), ICDS Blocks Operational (Cum.), Anganwadis Functional (Cum.), Seedlings Planted (Public and Forest Lands), Electricity supplied

Good

Food Security:Targeted Public Distribution System(TPDS)

Poor

Individual Swarozgaries Assisted - SGSY, SHGs provided income generating activities, Houses constructed - IAY, Area Covered under Plantation (Public and Forest Lands), Pumps sets energized

35. LAKSHADWEEP

Very Good

Individual Swarozgaries Assisted - SGSY, ICDS Blocks Operational (Cum.), Anganwadis Functional (Cum.), Seedlings Planted (Public and Forest Lands), Electricity supplied

Good

Area Covered under Plantation (Public and Forest Lands)

Poor

SHGs provided income generating activities, Food Security:Targeted Public Distribution System(TPDS), Food Security:Antodaya Anna Yojana(AAY), Food Security:Targeted Public Distribution System (Only BPL), Houses constructed - IAY

PART - II

TWENTY POINT PROGRAMME - 2006

ITEM-WISE PERFORMANCE TABLES

Table - 1

Employment generation under the NREG Scheme

Sl. No.	State/UT Name	No. of job cards issued	Employment generated	Wages given
		(Number)	(Number)	(Rupees)
(1)	(2)	April,2012-February,2013	April,2012-February,2013	April,2012-February,2013
(1)	(2)	(3)	(4)	(5)
1	ANDHRA PRADESH	7,00,123	30,25,00,000	32,26,62,00,000
2	ARUNACHAL PRADESH	* 1,14,871	1,15,067	-
3	ASSAM	* 26736	2,52,95,000	3,23,67,24,000
4	BIHAR	* 5,80,309	8,36,88,000	8,83,12,62,000
5	CHHATISGARH	3,63,136	11,63,32,000	15,94,51,13,000
6	DELHI	0	0	0
7	GOA	586	50,816	80,37,000
8	GUJARAT	0	2,30,48,000	2,81,37,57,000
9	HARYANA	58,604	1,00,62,000	1,98,31,63,000
10	HIMACHAL PRADESH	* 26175	2,12,55,000	2,67,55,58,000
11	JAMMU AND KASHMIR	62,184	3,18,24,146	4,13,74,11,000
12	JHARKHAND	* 37513	4,78,30,171	5,95,11,04,876
13	KARNATAKA	1,81,578	4,15,68,000	12,84,02,10,000
14	KERALA	6,45,843	6,89,40,628	10,63,42,95,000
15	MADHYA PRADESH	# 2,46,666	14,79,62,000	18,17,69,000
16	MAHARASHTRA	* 3,86,574	6,62,09,130	12,35,02,86,000
17	MANIPUR	* 36901	2,89,96,000	3,43,45,80,000
18	MEGHALAYA	# 16602	1,14,15,000	1,48,86,77,000
19	MIZORAM	# 1180	89,15,350	1,21,24,89,800
20	NAGALAND	* 10144	1,35,55,000	1,55,55,78,000
21	ORISSA	* 1,20,454	4,00,12,000	4,77,73,82,000
22	PUDUCHERRY	# 778	8,55,694	12,08,80,000
23	PUNJAB	40,036	55,18,000	87,59,93,000
24	RAJASTHAN	3,53,877	19,75,95,000	19,48,66,19,000
25	SIKKIM	* 1958	44,74,113	49,26,43,000
26	TAMIL NADU	10,09,534	36,51,62,000	34,00,68,23,500
27	TRIPURA	* 32495	4,27,29,238	5,11,67,76,000
28	UTTARAKHAND	28,096	1,39,54,200	1,74,43,21,000
29	UTTAR PRADESH	3,46,020	12,96,87,000	14,04,99,69,000
30	WEST BENGAL	# 3,53,666	16,72,27,000	22,74,12,97,000
31	ANDAMAN AND NICOBAR ISLANDS	1,347	6,82,845	11,20,33,000
32	CHANDIGARH	0	0	0
33	DADRA AND NAGAR HAVELI	* 1356	23,352	36,47,710
34	DAMAN AND DIU	0	0	0
35	LAKSHADWEEP	* 635	41,436	1,04,54,200
Grand Total		57,85,977	2,01,75,23,186	2,25,08,50,53,086

Note: * Some of the States are reporting performance since inception but now it has been reconciled with the performance figures supplied by M/o Rural Development

Previous month figures have been repeated due to wide variation.

Table - 2 (A)

**Swaranjayanti Gram Swarojgar Yojana
Individual Swarozgaries Assisted
(Unit: Number)**

Sl. No.	State/UT Name	Target		Achievement	Percent Achievement
		2012-2013	April,2012-February,2013	April,2012-February,2013	April,2012-February,2013
(1)	(2)	(3)	(4)	(5)	(5)/(4)
1	ANDHRA PRADESH	5,283	4,842	33,539	693
2	ARUNACHAL PRADESH	236	216	0	0
3	ASSAM	6,134	5,622	769	14
4	BIHAR	12,568	11,520	# 0	0
5	CHHATISGARH	2,791	2,558	6,807	266
6	GOA	72	64	136	212
7	GUJARAT	1,989	1,823	8,092	444
8	HARYANA	1,170	1,072	1,351	126
9	HIMACHAL PRADESH	493	451	1,054	234
10	JAMMU AND KASHMIR	610	559	4,927	881
11	JHARKHAND	4,739	4,344	# 2889	67
12	KARNATAKA	3,990	3,657	2,028	55
13	KERALA	1,790	1,641	65	4
14	MADHYA PRADESH	5,980	5,482	29,369	536
15	MAHARASHTRA	7,886	7,228	1,949	27
16	MANIPUR	411	376	0	0
17	MEGHALAYA	461	422	31	7
18	MIZORAM	106	97	# 46	47
19	NAGALAND	316	290	186	64
20	ORISSA	6,043	5,539	0	0
21	PUDUCHERRY	94	86	1,217	1,415
22	PUNJAB	569	521	879	169
23	RAJASTHAN	3,029	2,776	7,008	252
24	SIKKIM	119	109	403	370
25	TAMIL NADU	4,672	4,282	0	0
26	TRIPURA	742	681	0	0
27	UTTARAKHAND	953	873	1,010	116
28	UTTAR PRADESH	18,104	16,595	48,339	291
29	WEST BENGAL	6,715	6,155	1,03,088	1,675
30	ANDAMAN AND NICOBAR ISLANDS	9	8	169	2,112
31	DADRA AND NAGAR HAVELI	9	8	37	462
32	DAMAN AND DIU	9	8	2	25
33	LAKSHADWEEP	9	8	114	1,425
Grand Total		98,101	89,913	2,55,504	284

Very Good:(90% or above of targets)

ANDHRA PRADESH, CHHATISGARH, GOA, GUJARAT, HARYANA, HIMACHAL PRADESH, JAMMU AND KASHMIR, MADHYA PRADESH, PUDUCHERRY, PUNJAB, RAJASTHAN, SIKKIM, UTTARAKHAND, UTTAR PRADESH, WEST BENGAL, ANDAMAN AND NICOBAR ISLANDS, DADRA AND NAGAR HAVELI, LAKSHADWEEP

Poor:(Below 80% of targets)

ARUNACHAL PRADESH, ASSAM, BIHAR, JHARKHAND, KARNATAKA, KERALA, MAHARASHTRA, MANIPUR, MEGHALAYA, MIZORAM, NAGALAND, ORISSA, TAMIL NADU, TRIPURA, DAMAN AND DIU

Note: # Previous month figures have been repeated due to wide variation.

Swaranjayanti Gram Swarozgar Yojana (SGSY)

Individual Swarozgaries Assisted

% Achievement of Target

During April 2012 - February 2013

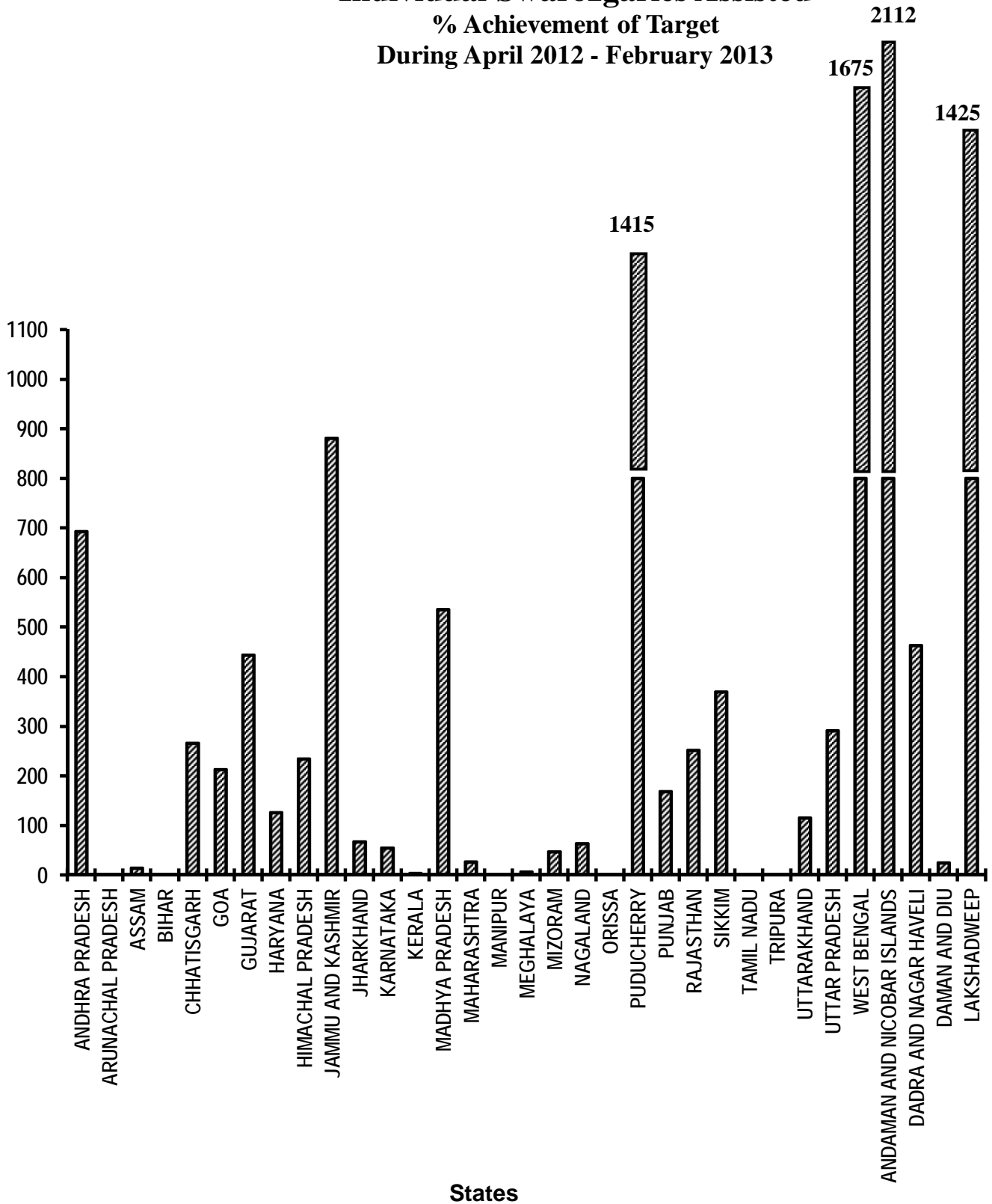


Table 2 (B)

Swaranjayanti Gram Swarojgar Yojana

Sl. No.	State/UT Name	Individual SC	Individual ST	Individual Women	Individual Disabled
		Swarozgaries Assisted (Number)	Swarozgaries Assisted (Number)	Swarozgaries Assisted (Number)	Swarozgaries Assisted (Number)
(1)	(2)	April,2012-February,2013	April,2012-February,2013	April,2012-February,2013	April,2012-February,2013
(1)	(2)	(3)	(4)	(5)	(6)
1	ANDHRA PRADESH	21,718	5,539	5,983	299
2	ARUNACHAL PRADESH	0	0	0	0
3	ASSAM	411	148	231	69
4	BIHAR	1,60,993	12,269	4,54,061	517
5	CHHATISGARH	984	3,400	726	77
6	GOA	16	22	65	1
7	GUJARAT	4,361	0	2,804	49
8	HARYANA	639	0	687	29
9	HIMACHAL PRADESH	382	159	349	22
10	JAMMU AND KASHMIR	344	645	972	324
11	JHARKHAND	387	1,496	647	28
12	KARNATAKA	573	244	625	1,317
13	KERALA	54	0	52	6
14	MADHYA PRADESH	7,723	8,179	14,892	938
15	MAHARASHTRA	625	173	633	52
16	MANIPUR	0	0	0	0
17	MEGHALAYA	0	31	12	0
18	MIZORAM	1	50	21	4
19	NAGALAND	0	73	98	15
20	ORISSA	0	0	0	0
21	PUDUCHERRY	418	0	1,217	0
22	PUNJAB	557	0	342	9
23	RAJASTHAN	2,227	1,856	3,424	167
24	SIKKIM	43	466	723	14
25	TAMIL NADU	0	0	0	0
26	TRIPURA	0	0	0	0
27	UTTARAKHAND	885	56	155	1
28	UTTAR PRADESH	23,092	73	13,875	976
29	WEST BENGAL	33,478	9,024	1,00,047	385
30	ANDAMAN AND NICOBAR ISLANDS	0	36	48	0
31	DADRA AND NAGAR HAVELI	0	37	14	0
32	DAMAN AND DIU	0	5	0	0
33	LAKSHADWEEP	77	114	0	0
Grand Total		2,59,988	44,095	6,02,703	5,299

Table - 3(A)

Self Help Groups (SHG)
(Unit: Number)

		Formed under SGSY (Number) April,2012- February,2013
Sl. No.	State/UT Name	
(1)	(2)	(3)
1	ANDHRA PRADESH	25,259
2	ARUNACHAL PRADESH	0
3	ASSAM	1,040
4	BIHAR	31,275
5	CHHATISGARH	6,924
6	DELHI	0
7	GOA	113
8	GUJARAT	5,200
9	HARYANA	1,766
10	HIMACHAL PRADESH	620
11	JAMMU AND KASHMIR	1,345
12	JHARKHAND	6,154
13	KARNATAKA	7,633
14	KERALA	0
15	MADHYA PRADESH	2,837
16	MAHARASHTRA	1,801
17	MANIPUR	100
18	MEGHALAYA	399
19	MIZORAM	18
20	NAGALAND	264
21	ORISSA	0
22	PUDUCHERRY	152
23	PUNJAB	436
24	RAJASTHAN	146
25	SIKKIM	81
26	TAMIL NADU	0
27	TRIPURA	1,521
28	UTTARAKHAND	2,967
29	UTTAR PRADESH	44,945
30	WEST BENGAL	51,473
31	ANDAMAN AND NICOBAR ISLANDS	57
32	CHANDIGARH	0
33	DADRA AND NAGAR HAVELI	8
34	DAMAN AND DIU	0
35	LAKSHADWEEP	1
Grand Total		1,94,535

Table - 3(B)

Self Help Groups (SHG)
To whom income generating activities provided
(Unit: Number)

Sl. No.	State/UT Name	Target		Achievement	Percent Achievement
		2012-2013	April,2012-February,2013	April,2012-February,2013	April,2012-February,2013
(1)	(2)	(3)	(4)	(5)	(5)/(4)
1	ANDHRA PRADESH	9,637	8,833	# 7730	88
2	ARUNACHAL PRADESH	430	394	0	0
3	ASSAM	11,189	10,256	1,111	11
4	BIHAR	22,924	21,013	# 67	0
5	CHHATISGARH	5,092	4,667	3,140	67
6	GOA	136	124	94	76
7	GUJARAT	3,627	3,324	1,625	49
8	HARYANA	2,134	1,956	1,166	60
9	HIMACHAL PRADESH	899	825	736	89
10	JAMMU AND KASHMIR	1,113	1,020	244	24
11	JHARKHAND	8,644	7,924	# 4416	56
12	KARNATAKA	7,277	6,670	@ 2028	30
13	KERALA	3,265	2,992	# 80	3
14	MADHYA PRADESH	10,908	9,999	3,220	32
15	MAHARASHTRA	14,384	13,185	2,310	18
16	MANIPUR	750	687	300	44
17	MEGHALAYA	840	770	269	35
18	MIZORAM	194	178	# 68	38
19	NAGALAND	576	528	0	0
20	ORISSA	11,022	10,103	# 743	7
21	PUDUCHERRY	171	156	94	60
22	PUNJAB	1,037	950	132	14
23	RAJASTHAN	5,525	5,064	3,414	67
24	SIKKIM	216	198	59	30
25	TAMIL NADU	8,521	7,810	0	0
26	TRIPURA	1,354	1,241	# 685	55
27	UTTARAKHAND	1,738	1,593	1,501	94
28	UTTAR PRADESH	33,021	30,269	22,911	76
29	WEST BENGAL	12,249	11,228	26,463	236
30	ANDAMAN AND NICOBAR ISLANDS	16	14	25	179
31	DADRA AND NAGAR HAVELI	16	14	# 8	57
32	DAMAN AND DIU	16	14	0	0
33	LAKSHADWEEP	16	14	0	0
Grand Total		1,78,937	1,64,013	84,639	52

Very Good:(90% or above of targets)

UTTARAKHAND, WEST BENGAL, ANDAMAN AND NICOBAR ISLANDS

Good:(Between 80% to 90% targets)

ANDHRA PRADESH, HIMACHAL PRADESH

Poor:(Below 80% of targets)

ARUNACHAL PRADESH, ASSAM, BIHAR, CHHATISGARH, GOA, GUJARAT, HARYANA, JAMMU AND KASHMIR, JHARKHAND, KARNATAKA, KERALA, MADHYA PRADESH, MAHARASHTRA, MANIPUR, MEGHALAYA, MIZORAM, NAGALAND, ORISSA, PUDUCHERRY, PUNJAB, RAJASTHAN, SIKKIM, TAMIL NADU, TRIPURA, UTTAR PRADESH, DADRA AND NAGAR HAVELI, DAMAN AND DIU, LAKSHADWEEP

Note: # Previous month figures have been repeated due to wide variation.

@ The State figure has been considered as M/o Rural Development has not furnished SGSY figure(s).

Self Help Groups (SHG)

To whom income generating activities provided

% Achievement of Target
During April 2012 - February 2013

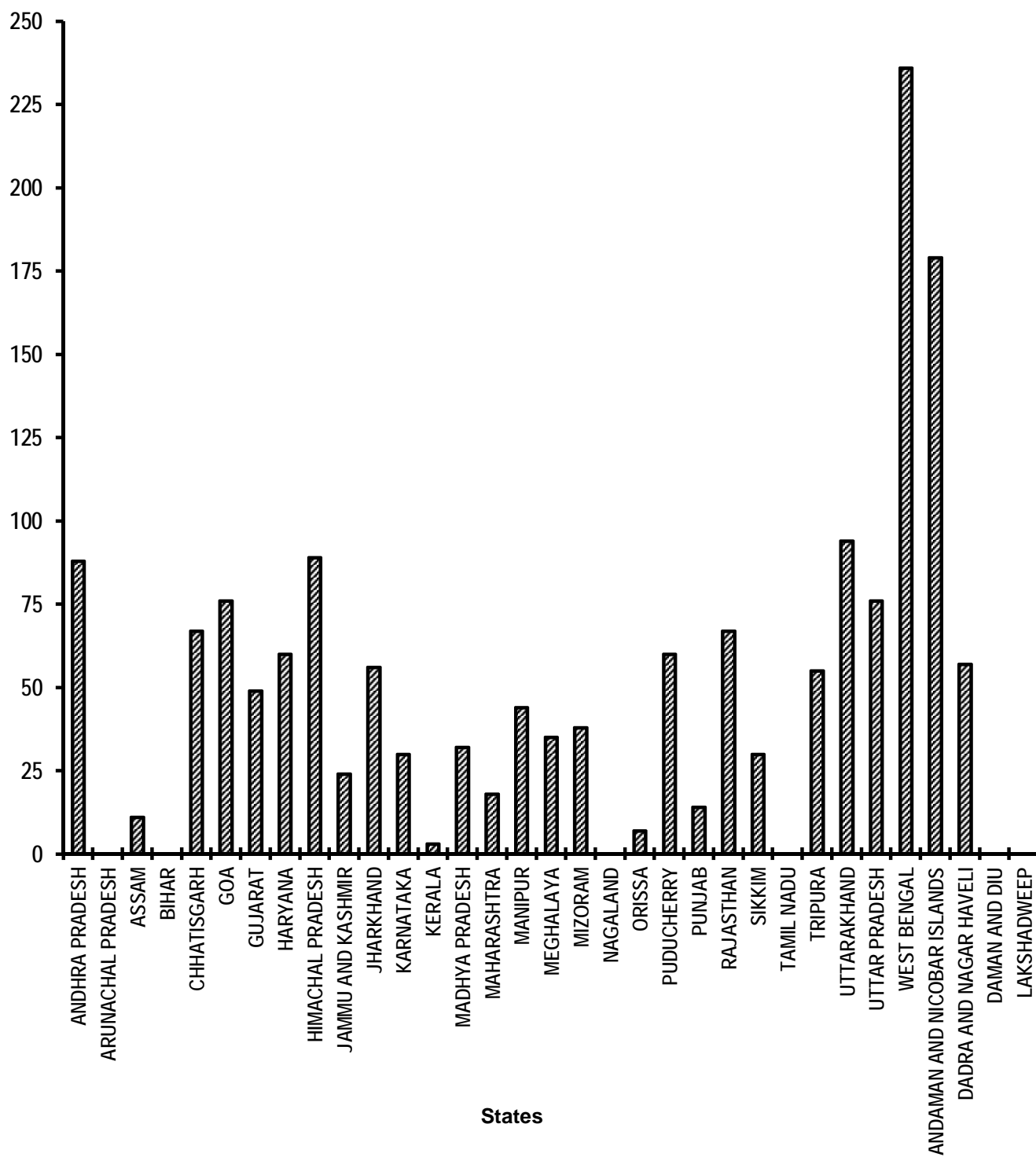


Table - 4 (A)

Distribution of waste land to the landless
(Unit: Hectare)

Sl. No.	State/UT Name	Total Land Distributed (Hectare) April,2012- February,2013
(1)	(2)	(3)
1	ANDHRA PRADESH	3,13,831
2	ARUNACHAL PRADESH	0
3	ASSAM	0
4	BIHAR	123
5	CHHATISGARH	27,452
6	DELHI	0
7	GOA	0
8	GUJARAT	0
9	HARYANA	0
10	JAMMU AND KASHMIR	0
11	JHARKHAND	0
12	KARNATAKA	583
13	KERALA	0
14	MADHYA PRADESH	0
15	MAHARASHTRA	0
16	MANIPUR	0
17	MEGHALAYA	0
18	MIZORAM	0
19	NAGALAND	0
20	ORISSA	2,733
21	PUDUCHERRY	0
22	PUNJAB	0
23	RAJASTHAN	0
24	SIKKIM	16
25	TAMIL NADU	1
26	TRIPURA	0
27	UTTARAKHAND	0
28	UTTAR PRADESH	1,614
29	WEST BENGAL	1,903
30	ANDAMAN AND NICOBAR ISLANDS	0
31	CHANDIGARH	0
32	DADRA AND NAGAR HAVELI	5
33	DAMAN AND DIU	0
34	LAKSHADWEEP	0
Grand Total		3,48,261

Table 4 (B)

Distribution of waste land to the landless

Sl. No.	State/UT Name	Land Distributed to SC	Land Distributed to ST	Land Distributed to Others
		(Hectare) April,2012- February,2013	(Hectare) April,2012- February,2013	(Hectare) April,2012- February,2013
(1)	(2)	(3)	(4)	(5)
1	ANDHRA PRADESH	71,992	97,824	1,44,014
2	ARUNACHAL PRADESH	0	0	0
3	ASSAM	0	0	0
4	BIHAR	121	0	1
5	CHHATISGARH	6,057	9,608	11,787
6	DELHI	0	0	0
7	GOA	0	0	0
8	GUJARAT	0	0	0
9	HARYANA	0	0	0
10	JAMMU AND KASHMIR	0	0	0
11	JHARKHAND	0	0	0
12	KARNATAKA	478	105	0
13	KERALA	0	0	0
14	MADHYA PRADESH	0	0	0
15	MAHARASHTRA	0	0	0
16	MANIPUR	0	0	0
17	MEGHALAYA	0	0	0
18	MIZORAM	0	0	0
19	NAGALAND	0	0	0
20	ORISSA	405	1,879	449
21	PUDUCHERRY	0	0	0
22	PUNJAB	0	0	0
23	RAJASTHAN	0	0	0
24	SIKKIM	2	6	9
25	TAMIL NADU	0	0	1
26	TRIPURA	0	0	0
27	UTTARAKHAND	0	0	0
28	UTTAR PRADESH	810	19	785
29	WEST BENGAL	728	299	877
30	ANDAMAN AND NICOBAR ISLANDS	0	0	0
31	CHANDIGARH	0	0	0
32	DADRA AND NAGAR HAVELI	0	0	0
33	DAMAN AND DIU	0	0	0
34	LAKSHADWEEP	0	0	0
Grand Total		80,593	1,09,740	1,57,923

Table - 5(A)

Minimum Wages Enforcement (including Farm Labour)

Sl. No.	State/UT Name	Agriculture and Farm Workers: Inspections made (Number)	Agriculture and Farm Workers: Irregularities detected (Number)	Agriculture and Farm Workers: Irregularities rectified (Number)
		April,2012-February,2013	April,2012-February,2013	April,2012-February,2013
(1)	(2)	(3)	(4)	(5)
1	ANDHRA PRADESH	0	0	0
2	ARUNACHAL PRADESH	0	0	0
3	ASSAM	0	0	0
4	BIHAR	6,120	1,334	1,362
5	CHHATISGARH	0	0	0
6	DELHI	0	0	0
7	GOA	0	0	0
8	GUJARAT	0	0	0
9	HARYANA	0	0	0
10	HIMACHAL PRADESH	0	0	0
11	JAMMU AND KASHMIR	0	0	0
12	JHARKHAND	0	0	0
13	KARNATAKA	0	0	0
14	KERALA	0	0	0
15	MADHYA PRADESH	0	0	0
16	MAHARASHTRA	0	0	0
17	MANIPUR	155	0	0
18	MEGHALAYA	0	0	0
19	MIZORAM	0	0	0
20	NAGALAND	0	0	0
21	ORISSA	0	0	0
22	PUDUCHERRY	0	0	0
23	PUNJAB	0	0	0
24	RAJASTHAN	364	1	1
25	SIKKIM	0	0	0
26	TAMIL NADU	0	0	0
27	TRIPURA	0	0	0
28	UTTARAKHAND	57	0	0
29	UTTAR PRADESH	0	0	0
30	WEST BENGAL	0	0	0
31	ANDAMAN AND NICOBAR ISLANDS	0	0	0
32	CHANDIGARH	0	0	0
33	DADRA AND NAGAR HAVELI	0	0	0
34	DAMAN AND DIU	0	0	0
35	LAKSHADWEEP	0	0	0
Grand Total		6,696	1,335	1,363

Table - 5(B)

Minimum Wages Enforcement (including Farm Labour)
(Unit: Number)

Sl. No.	State/UT Name	Agriculture and Farm Workers:	Agriculture and Farm Workers:
		Claims filed (Number) April,2012-February,2013	Claims settled (Number) April,2012-February,2013
(1)	(2)	(3)	(4)
1	ANDHRA PRADESH	0	0
2	ARUNACHAL PRADESH	0	0
3	ASSAM	0	0
4	BIHAR	323	487
5	CHHATISGARH	0	0
6	DELHI	0	0
7	GOA	0	0
8	GUJARAT	0	0
9	HARYANA	6	2
10	HIMACHAL PRADESH	0	0
11	JAMMU AND KASHMIR	0	0
12	JHARKHAND	0	0
13	KARNATAKA	0	0
14	KERALA	0	0
15	MADHYA PRADESH	0	0
16	MAHARASHTRA	0	0
17	MANIPUR	0	0
18	MEGHALAYA	0	0
19	MIZORAM	0	0
20	NAGALAND	0	0
21	ORISSA	0	0
22	PUDUCHERRY	0	0
23	PUNJAB	0	0
24	RAJASTHAN	0	0
25	SIKKIM	0	0
26	TAMIL NADU	0	0
27	TRIPURA	0	0
28	UTTARAKHAND	0	0
29	UTTAR PRADESH	0	0
30	WEST BENGAL	0	0
31	ANDAMAN AND NICOBAR ISLANDS	0	0
32	CHANDIGARH	0	0
33	DADRA AND NAGAR HAVELI	0	0
34	DAMAN AND DIU	0	0
35	LAKSHADWEEP	0	0
Grand Total		329	489

Table - 5(C)

Minimum Wages Enforcement (including Farm Labour)

Sl. No.	State/UT Name	Agriculture and Farm Workers: Prosecution cases Pending (Number) April,2012-February,2013	Agriculture and Farm Workers: Prosecution cases filed (Number) April,2012-February,2013	Agriculture and Farm Workers: Prosecution cases decided (Number) April,2012-February,2013
		(3)	(4)	(5)
1	ANDHRA PRADESH	0	0	0
2	ARUNACHAL PRADESH	0	0	0
3	ASSAM	0	0	0
4	BIHAR	401	0	0
5	CHHATISGARH	0	0	0
6	DELHI	0	0	0
7	GOA	0	0	0
8	GUJARAT	0	0	3
9	HARYANA	0	0	0
10	HIMACHAL PRADESH	0	0	0
11	JAMMU AND KASHMIR	0	0	0
12	JHARKHAND	0	0	0
13	KARNATAKA	0	0	0
14	KERALA	0	0	0
15	MADHYA PRADESH	0	0	0
16	MAHARASHTRA	0	0	0
17	MANIPUR	0	0	0
18	MEGHALAYA	0	0	0
19	MIZORAM	0	0	0
20	NAGALAND	0	0	0
21	ORISSA	0	0	0
22	PUDUCHERRY	0	0	0
23	PUNJAB	0	0	0
24	RAJASTHAN	0	0	0
25	SIKKIM	0	0	0
26	TAMIL NADU	0	0	0
27	TRIPURA	0	0	0
28	UTTARAKHAND	15	0	0
29	UTTAR PRADESH	0	0	0
30	WEST BENGAL	0	0	0
31	ANDAMAN AND NICOBAR ISLANDS	11	2	5
32	CHANDIGARH	0	0	0
33	DADRA AND NAGAR HAVELI	0	0	0
34	DAMAN AND DIU	0	0	0
35	LAKSHADWEEP	0	0	0
Grand Total		427	2	8

Table - 6(A)

Food security-Targeted Public Distribution system (APL+BPL+AAJ)

Sl. No.	State/UT Name	Allocation of	Off take	Percentage of
		Food Grains (Tonnes) April,2012- February,2013	(Tonnes) April,2012- February,2013	offtake w.r.t. Allocation of Food Grains
(1)	(2)	(3)	(4)	(5)
1	ANDHRA PRADESH	35,04,248	29,37,231	84
2	ARUNACHAL PRADESH	93,093	91,588	98
3	ASSAM	17,29,618	16,63,428	96
4	BIHAR	33,95,216	24,11,550	71
5	CHHATISGARH	11,40,436	10,82,371	95
6	DELHI	5,49,010	5,23,272	95
7	GOA	57,783	59,427	103
8	GUJARAT	19,11,349	12,20,507	64
9	HARYANA	6,93,011	4,38,490	63
10	HIMACHAL PRADESH	4,83,945	4,80,775	99
11	JAMMU AND KASHMIR	6,93,737	7,09,725	102
12	JHARKHAND	12,45,431	9,15,240	73
13	KARNATAKA	26,02,784	21,49,694	83
14	KERALA	13,49,964	13,55,608	100
15	MADHYA PRADESH	25,08,383	34,01,394	136
16	MAHARASHTRA	44,22,457	34,41,889	78
17	MANIPUR	1,56,706	1,64,711	105
18	MEGHALAYA	1,72,865	1,73,217	100
19	MIZORAM	64,295	61,314	95
20	NAGALAND	1,16,303	1,28,489	110
21	ORISSA	20,11,610	19,45,345	97
22	PUDUCHERRY	55,286	49,284	89
23	PUNJAB	7,58,978	5,76,197	76
24	RAJASTHAN	19,97,875	19,76,733	99
25	SIKKIM	40,590	40,845	101
26	TAMIL NADU	34,12,596	33,21,680	97
27	TRIPURA	2,79,034	2,69,716	97
28	UTTARAKHAND	5,25,326	5,23,765	100
29	UTTAR PRADESH	66,62,810	61,09,989	92
30	WEST BENGAL	35,35,773	33,40,325	94
31	ANDAMAN AND NICOBAR ISLANDS	31,185	13,732	44
32	CHANDIGARH	33,715	28,740	85
33	DADRA AND NAGAR HAVELI	9,592	9,289	97
34	DAMAN AND DIU	5,181	4,145	80
35	LAKSHADWEEP	6,235	4,688	75
Grand Total		4,62,56,420	4,16,24,393	90

Very Good:(90% or above of targets)

ARUNACHAL PRADESH, ASSAM, CHHATISGARH, DELHI, GOA, HIMACHAL PRADESH, JAMMU AND KASHMIR, KERALA, MADHYA PRADESH, MANIPUR, MEGHALAYA, MIZORAM, NAGALAND, ORISSA, RAJASTHAN, SIKKIM, TAMIL NADU, TRIPURA, UTTARAKHAND, UTTAR PRADESH, WEST BENGAL, DADRA AND NAGAR HAVELI

Good:(Between 80% to 90% targets)

ANDHRA PRADESH, KARNATAKA, PUDUCHERRY, CHANDIGARH, DAMAN AND DIU

Poor:(Below 80% of targets)

BIHAR, GUJARAT, HARYANA, JHARKHAND, MAHARASHTRA, PUNJAB, ANDAMAN AND NICOBAR ISLANDS, LAKSHADWEEP

Food Security: Targeted Public Distribution System (APL+BPL+AAY)

Off take

% Achievement of Target
During April 2012 - February 2013

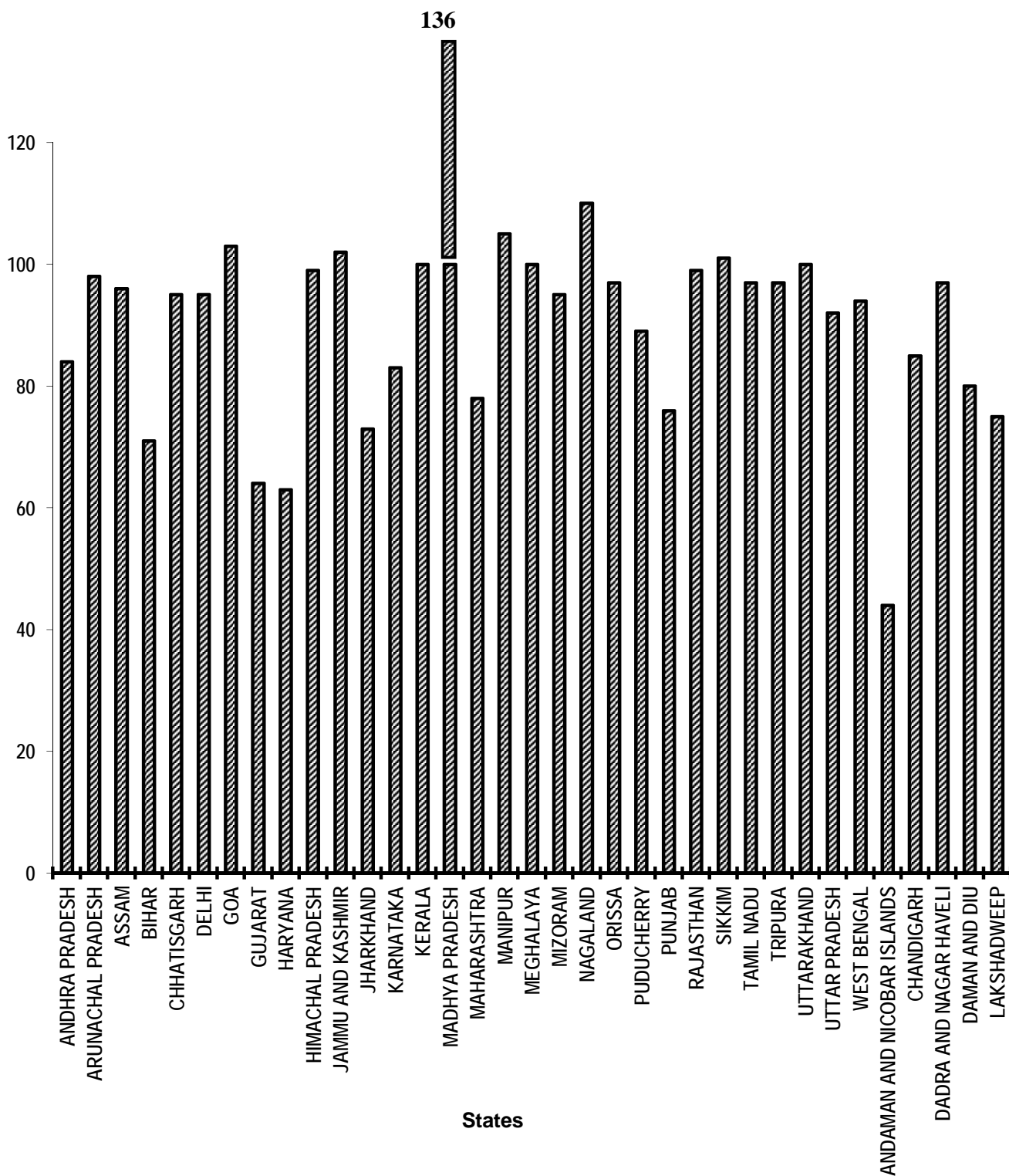


Table - 6(B)

Food security-Targeted Public Distribution system (only AAY)

Sl. No.	State/UT Name	Allocation of Food Grains (Tonnes) April,2012-February,2013	Off take (Tonnes) April,2012-February,2013	Percentage of offtake w.r.t. Allocation of Food Grains
(1)	(2)	(3)	(4)	(5)
1	ANDHRA PRADESH	5,99,764	6,02,035	100
2	ARUNACHAL PRADESH	14,641	14,642	100
3	ASSAM	2,71,051	2,68,986	99
4	BIHAR	9,62,885	9,39,774	98
5	CHHATISGARH	2,76,782	2,76,782	100
6	DELHI	57,827	39,829	69
7	GOA	5,599	5,599	100
8	GUJARAT	3,11,740	3,13,500	101
9	HARYANA	1,12,585	1,12,199	100
10	HIMACHAL PRADESH	75,845	75,822	100
11	JAMMU AND KASHMIR	98,439	1,00,292	102
12	JHARKHAND	3,53,397	3,48,073	98
13	KARNATAKA	4,37,998	4,05,082	92
14	KERALA	2,29,405	2,28,520	100
15	MADHYA PRADESH	6,08,905	7,85,451	129
16	MAHARASHTRA	9,48,640	8,84,351	93
17	MANIPUR	24,497	24,755	101
18	MEGHALAYA	27,027	26,964	100
19	MIZORAM	10,010	9,360	94
20	NAGALAND	18,304	20,692	113
21	ORISSA	4,86,860	4,75,589	98
22	PUDUCHERRY	12,419	11,083	89
23	PUNJAB	69,080	46,301	67
24	RAJASTHAN	3,58,864	3,52,263	98
25	SIKKIM	6,358	6,277	99
26	TAMIL NADU	7,17,882	7,19,400	100
27	TRIPURA	43,560	44,174	101
28	UTTARAKHAND	73,502	71,755	98
29	UTTAR PRADESH	15,76,190	15,59,569	99
30	WEST BENGAL	5,69,877	5,37,554	94
31	ANDAMAN AND NICOBAR ISLANDS	1,650	725	44
32	CHANDIGARH	572	135	24
33	DADRA AND NAGAR HAVELI	2,013	1,977	98
34	DAMAN AND DIU	583	612	105
35	LAKSHADWEEP	462	228	49
Grand Total		93,65,213	93,10,350	99

Very Good:(90% or above of targets)

ANDHRA PRADESH, ARUNACHAL PRADESH, ASSAM, BIHAR, CHHATISGARH, GOA, GUJARAT, HARYANA, HIMACHAL PRADESH, JAMMU AND KASHMIR, JHARKHAND, KARNATAKA, KERALA, MADHYA PRADESH, MAHARASHTRA, MANIPUR, MEGHALAYA, MIZORAM, NAGALAND, ORISSA, RAJASTHAN, SIKKIM, TAMIL NADU, TRIPURA, UTTARAKHAND, UTTAR PRADESH, WEST BENGAL, DADRA AND NAGAR HAVELI, DAMAN AND DIU

Good:(Between 80% to 90% targets)

PUDUCHERRY

Poor:(Below 80% of targets)

DELHI, PUNJAB, ANDAMAN AND NICOBAR ISLANDS, CHANDIGARH, LAKSHADWEEP

Food Security: Targeted Public Distribution System (Only Antyodaya Anna Yojana)

Off take

% Achievement of Target
During April 2012 - February 2013

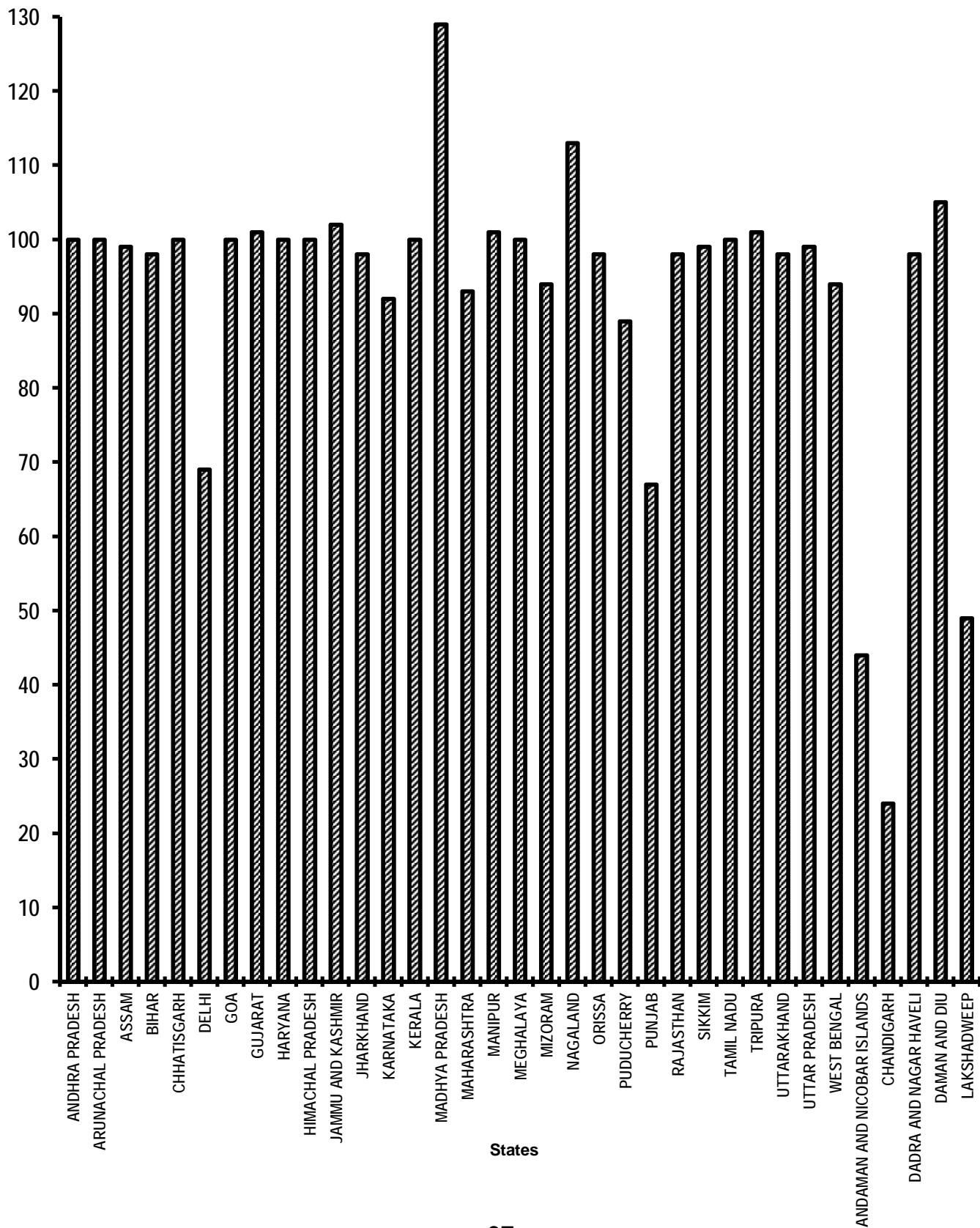


Table - 6(C)

Food Security - Targeted Public Distribution System (Only BPL)

Sl. No.	State/UT Name	Allocation of Food Grains (Tonnes) April,2012-February,2013	Off take (Tonnes) April,2012-February,2013	Percentage of offtake w.r.t. Allocation of Food Grains
(1)	(2)	(3)	(4)	(5)
1	ANDHRA PRADESH	9,64,414	9,86,277	102
2	ARUNACHAL PRADESH	23,397	23,324	100
3	ASSAM	4,35,622	4,31,894	99
4	BIHAR	15,48,591	13,34,053	86
5	CHHATISGARH	4,45,214	4,41,691	99
6	DELHI	99,638	99,163	100
7	GOA	5,071	5,071	100
8	GUJARAT	5,04,504	5,00,394	99
9	HARYANA	1,91,191	2,00,306	105
10	HIMACHAL PRADESH	1,22,045	1,18,451	97
11	JAMMU AND KASHMIR	1,84,888	1,87,340	101
12	JHARKHAND	5,68,304	5,52,797	97
13	KARNATAKA	7,66,755	7,66,408	100
14	KERALA	3,68,819	3,68,498	100
15	MADHYA PRADESH	9,79,108	19,00,467	194
16	MAHARASHTRA	15,66,972	14,93,372	95
17	MANIPUR	39,424	40,634	103
18	MEGHALAYA	43,428	43,428	100
19	MIZORAM	16,170	15,420	95
20	NAGALAND	29,436	32,247	110
21	ORISSA	10,68,441	10,74,466	101
22	PUDUCHERRY	19,767	19,010	96
23	PUNJAB	1,11,078	95,847	86
24	RAJASTHAN	5,77,071	5,72,333	99
25	SIKKIM	10,362	10,933	106
26	TAMIL NADU	11,54,296	11,62,581	101
27	TRIPURA	70,015	71,604	102
28	UTTARAKHAND	1,18,239	1,19,324	101
29	UTTAR PRADESH	25,35,225	25,71,910	101
30	WEST BENGAL	14,24,115	14,38,044	101
31	ANDAMAN AND NICOBAR ISLANDS	4,895	2,461	50
32	CHANDIGARH	3,443	3,443	100
33	DADRA AND NAGAR HAVELI	4,609	4,563	99
34	DAMAN AND DIU	957	1,010	106
35	LAKSHADWEEP	693	0	0
Grand Total		1,60,06,197	1,66,88,764	104

Very Good:(90% or above of targets)

ANDHRA PRADESH, ARUNACHAL PRADESH, ASSAM, CHHATISGARH, DELHI, GOA, GUJARAT, HARYANA, HIMACHAL PRADESH, JAMMU AND KASHMIR, JHARKHAND, KARNATAKA, KERALA, MADHYA PRADESH, MAHARASHTRA, MANIPUR, MEGHALAYA, MIZORAM, NAGALAND, ORISSA, PUDUCHERRY, RAJASTHAN, SIKKIM, TAMIL NADU, TRIPURA, UTTARAKHAND, UTTAR PRADESH, WEST BENGAL, CHANDIGARH, DADRA AND NAGAR HAVELI, DAMAN AND DIU

Good:(Between 80% to 90% targets)

BIHAR, PUNJAB

Poor:(Below 80% of targets)

ANDAMAN AND NICOBAR ISLANDS, LAKSHADWEEP

Food Security: Targeted Public Distribution System (Only BPL)

Off take

% Achievement of Target
During April 2012 - February 2013

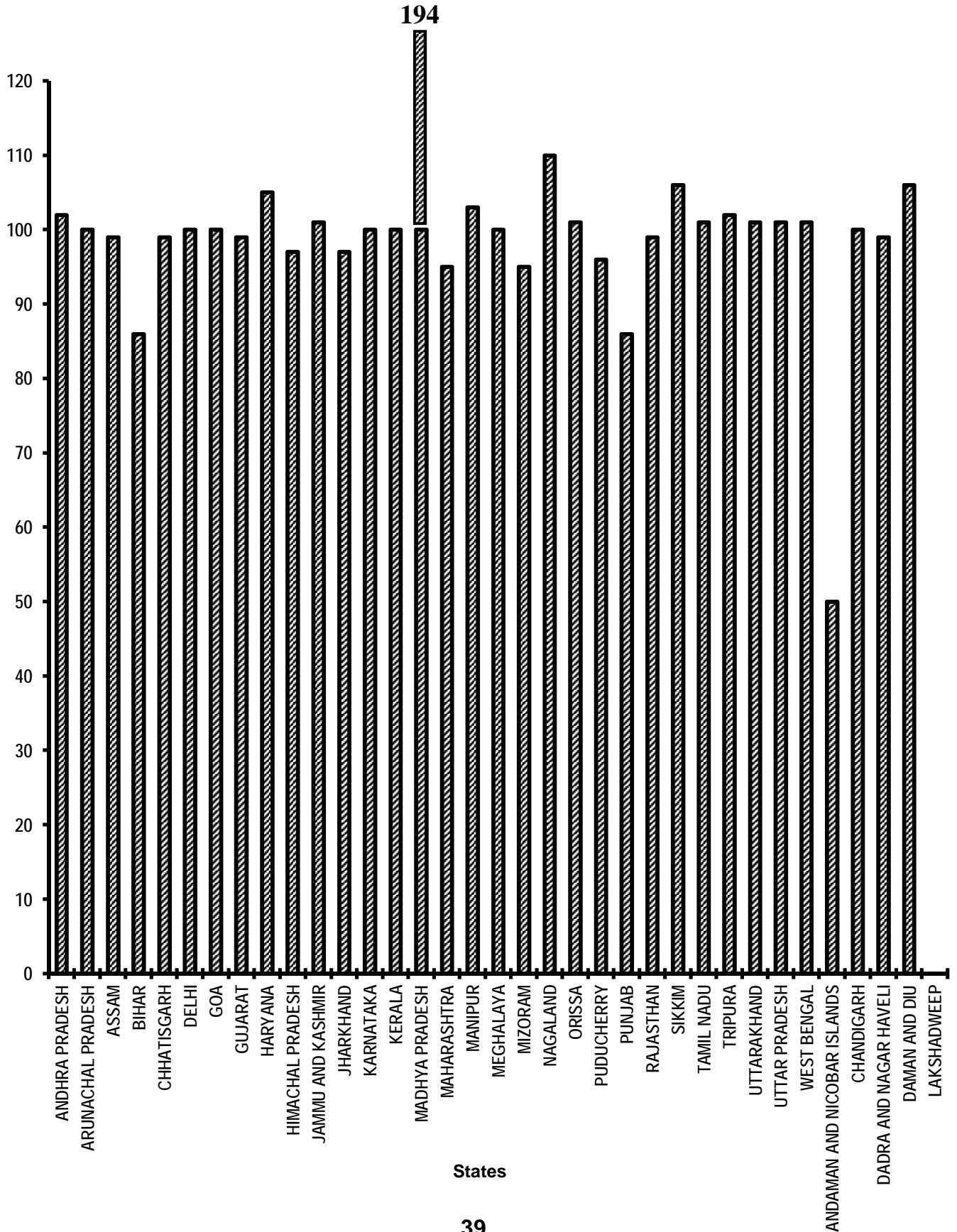


Table - 7

Rural Housing - Indira Awaas Yojana
Houses constructed
(Unit: Number)

Sl. No.	State/UT Name	Target		Achievement	Percent Achievement
		2012-2013	April,2012-February,2013	April,2012-February,2013	April,2012-February,2013
(1)	(2)	(3)	(4)	(5)	(5)/(4)
1	ANDHRA PRADESH	2,70,399	2,47,865	2,26,633	91
2	ARUNACHAL PRADESH	8,339	7,644	# 2145	28
3	ASSAM	1,84,408	1,69,041	92,509	55
4	BIHAR	8,16,305	7,48,279	7,49,646	100
5	CHHATISGARH	41,511	38,051	14,703	39
6	GOA	1,714	1,571	817	52
7	GUJARAT	1,36,470	1,25,097	58,720	47
8	HARYANA	19,163	17,566	7,349	42
9	HIMACHAL PRADESH	6,271	5,748	3,061	53
10	JAMMU AND KASHMIR	19,476	17,853	13,749	77
11	JHARKHAND	69,503	63,711	# 51338	81
12	KARNATAKA	1,07,210	98,275	81,567	83
13	KERALA	59,620	54,651	33,880	62
14	MADHYA PRADESH	84,358	77,328	36,733	48
15	MAHARASHTRA	1,67,379	1,53,431	73,063	48
16	MANIPUR	7,238	6,635	3,214	48
17	MEGHALAYA	12,608	11,557	3,506	30
18	MIZORAM	2,687	2,463	# 1504	61
19	NAGALAND	8,343	7,648	5,320	70
20	ORISSA	1,55,363	1,42,416	81,723	57
21	PUDUCHERRY	1,318	1,208	30	2
22	PUNJAB	23,696	21,721	4,386	20
23	RAJASTHAN	68,578	62,863	33,740	54
24	SIKKIM	1,596	1,463	1,630	111
25	TAMIL NADU	1,11,410	1,02,126	72,369	71
26	TRIPURA	16,245	14,891	3,816	26
27	UTTARAKHAND	17,162	15,732	10,887	69
28	UTTAR PRADESH	3,68,322	3,37,628	89,681	27
29	WEST BENGAL	2,19,553	2,01,256	2,87,216	143
30	ANDAMAN AND NICOBAR ISLANDS	2,646	2,425	398	16
31	DADRA AND NAGAR HAVELI	441	404	63	16
32	DAMAN AND DIU	197	181	# 4	2
33	LAKSHADWEEP	171	157	73	46
Grand Total		30,09,700	27,58,885	20,45,473	74

Very Good:(90% or above of targets)

ANDHRA PRADESH, BIHAR, SIKKIM, WEST BENGAL

Good:(Between 80% to 90% targets)

JHARKHAND, KARNATAKA

Poor:(Below 80% of targets)

ARUNACHAL PRADESH, ASSAM, CHHATISGARH, GOA, GUJARAT, HARYANA, HIMACHAL PRADESH, JAMMU AND KASHMIR, KERALA, MADHYA PRADESH, MAHARASHTRA, MANIPUR, MEGHALAYA, MIZORAM, NAGALAND, ORISSA, PUDUCHERRY, PUNJAB, RAJASTHAN, TAMIL NADU, TRIPURA, UTTARAKHAND, UTTAR PRADESH, ANDAMAN AND NICOBAR ISLANDS, DADRA AND NAGAR HAVELI, DAMAN AND DIU, LAKSHADWEEP

Note: # Previous month figures have been repeated due to wide variation.

Rural Housing - Indira Awaas Yojana

Houses constructed

% Achievement of Target

During April 2012 - February 2013

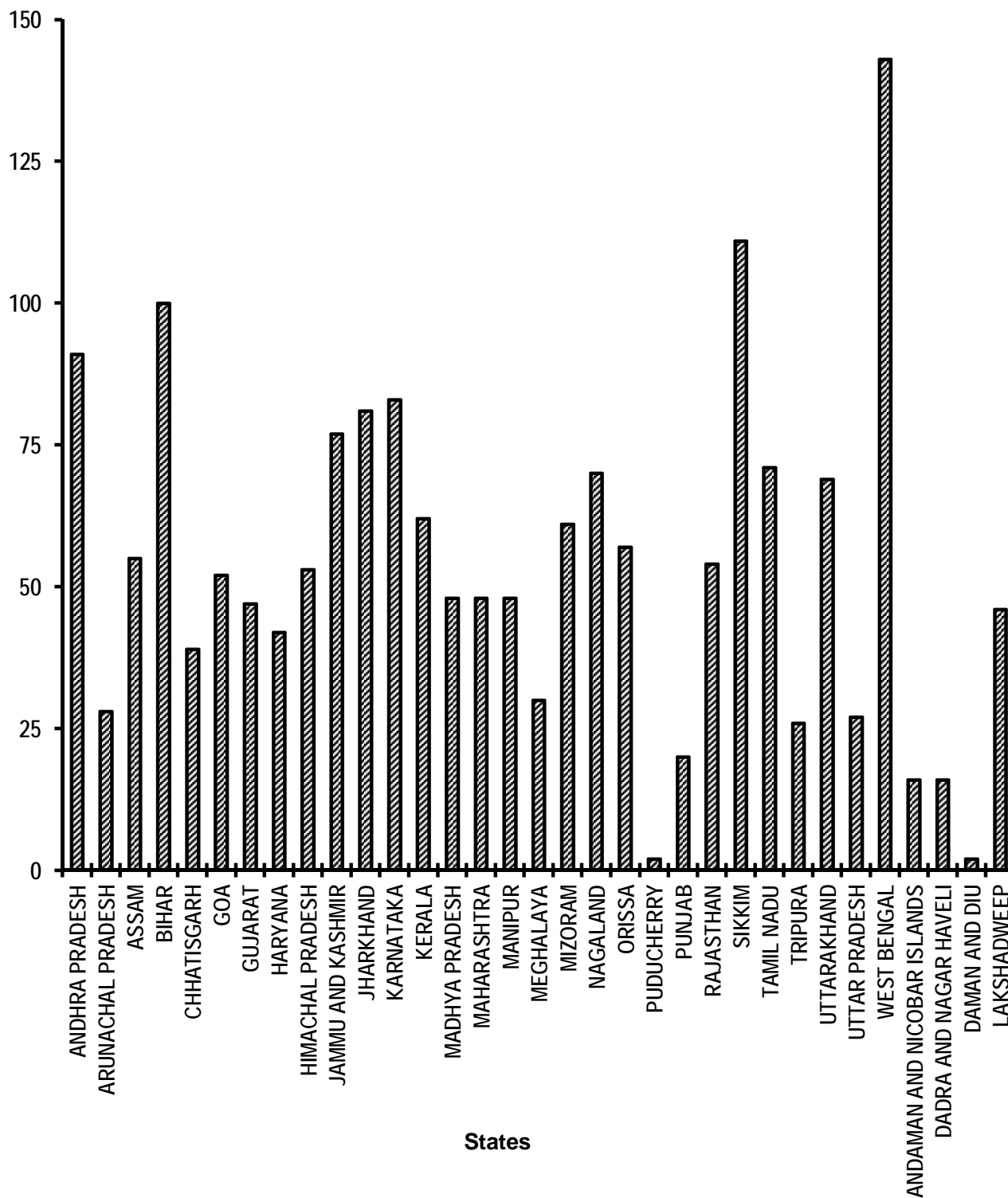


Table - 8

EWS/LIG Houses in Urban Areas
Houses constructed
(Unit: Number)

Sl. No.	State/UT Name	Target		Achievement	Percent Achievement
		2012-2013	April,2012-February,2013	April,2012-February,2013	April,2012-February,2013
(1)	(2)	(3)	(4)	(5)	(5)/(4)
1	ANDHRA PRADESH	12,500	11,458	29,589	258
2	ARUNACHAL PRADESH	225	206	100	49
3	ASSAM	1,900	1,741	0	0
4	BIHAR	11,000	10,083	2,735	27
5	CHHATISGARH	11,000	10,083	2,920	29
6	DELHI	12,500	11,458	1,299	11
7	GOA	35	32	35	109
8	GUJARAT	12,500	11,458	2,668	23
9	HARYANA	2,075	1,902	1,736	91
10	HIMACHAL PRADESH	375	343	32	9
11	JAMMU AND KASHMIR	2,500	2,291	0	0
12	JHARKHAND	5,000	4,583	4,498	98
13	KARNATAKA	2,500	2,291	11,561	505
14	KERALA	5,000	4,583	297	6
15	MADHYA PRADESH	12,500	11,458	5,240	46
16	MAHARASHTRA	40,000	36,666	16,919	46
17	MANIPUR	1,000	916	0	0
18	MEGHALAYA	250	229	0	0
19	MIZORAM	500	458	0	0
20	NAGALAND	750	687	0	0
21	ORISSA	2,250	2,062	0	0
22	PUDUCHERRY	550	504	0	0
23	PUNJAB	4,000	3,666	0	0
24	RAJASTHAN	7,500	6,875	7,131	104
25	SIKKIM	60	55	48	87
26	TAMIL NADU	15,000	13,750	873	6
27	TRIPURA	250	229	447	195
28	UTTARAKHAND	1,250	1,145	0	0
29	UTTAR PRADESH	15,000	13,750	1,433	10
30	WEST BENGAL	17,500	16,041	28,757	179
31	ANDAMAN AND NICOBAR ISLANDS	10	9	0	0
32	CHANDIGARH	2,500	2,291	0	0
33	DADRA AND NAGAR HAVELI	20	18	0	0
Grand Total		2,00,000	1,83,321	1,18,318	65

Very Good:(90% or above of targets)

ANDHRA PRADESH, GOA, HARYANA, JHARKHAND, KARNATAKA, RAJASTHAN, TRIPURA, WEST BENGAL

Good:(Between 80% to 90% targets)

SIKKIM

Poor:(Below 80% of targets)

ARUNACHAL PRADESH, ASSAM, BIHAR, CHHATISGARH, DELHI, GUJARAT, HIMACHAL PRADESH, JAMMU AND KASHMIR, KERALA, MADHYA PRADESH, MAHARASHTRA, MANIPUR, MEGHALAYA, MIZORAM, NAGALAND, ORISSA, PUDUCHERRY, PUNJAB, TAMIL NADU, UTTARAKHAND, UTTAR PRADESH, ANDAMAN AND NICOBAR ISLANDS, CHANDIGARH, DADRA AND NAGAR HAVELI

EWS/LIG Houses in Urban Areas

Houses constructed
 % Achievement of Target
 During April 2012 - February 2013

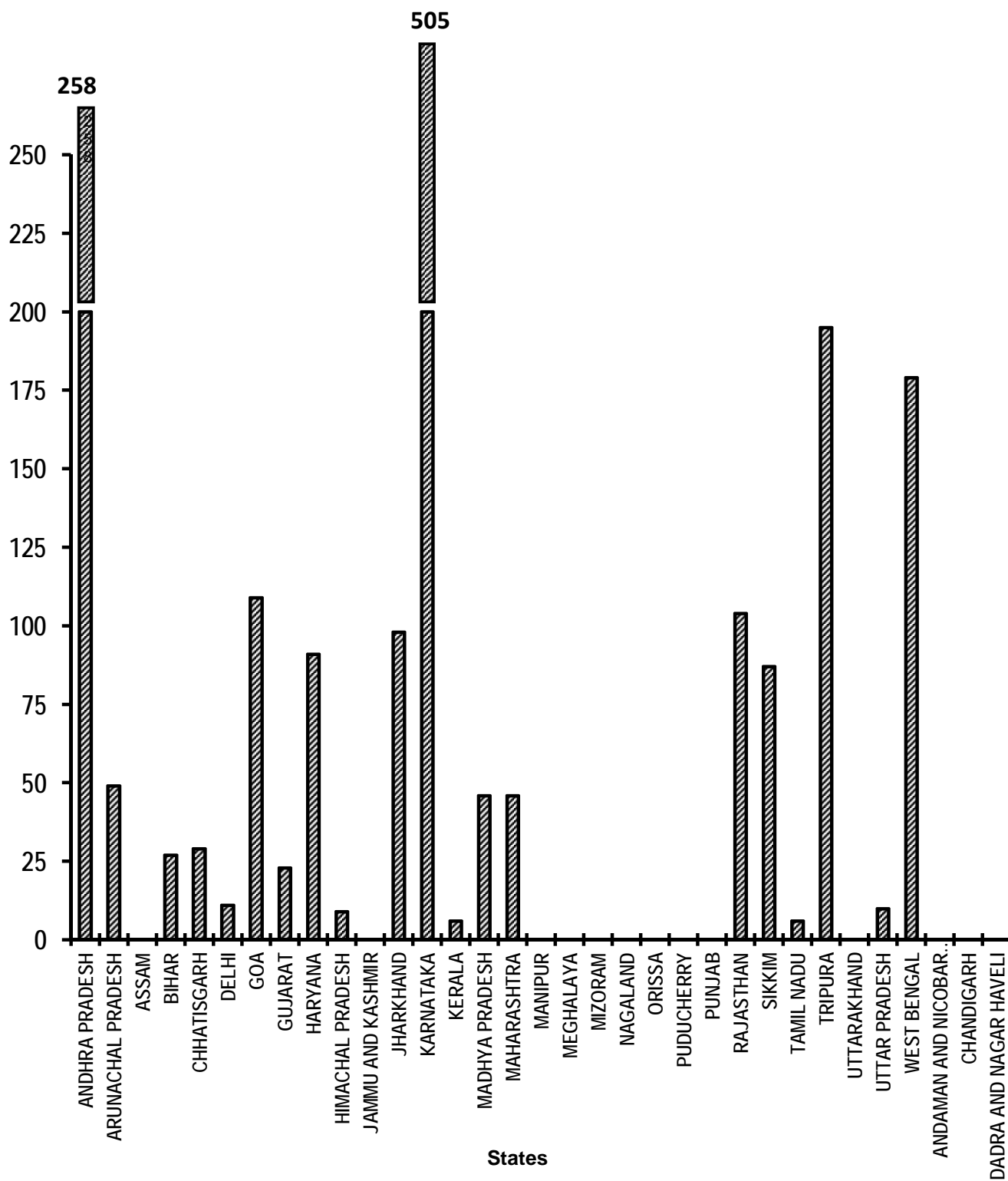


Table - 9(A)

Rural Areas: National Rural Drinking Water Programme (NRDWP)
Habitations covered (Partially covered & Slipped back)
(Unit: Number)

Sl. No.	State/UT Name	Target		Achievement	Percent Achievement
		2012-2013	April,2012-February,2013	April,2012-February,2013	April,2012-February,2013
(1)	(2)	(3)	(4)	(5)	(5)/(4)
1	ANDHRA PRADESH	3,319	2,788	5,520	198
2	ARUNACHAL PRADESH	190	160	* 153	96
3	ASSAM	2,406	2,020	2,758	137
4	BIHAR	5,807	4,877	4,944	101
5	CHHATISGARH	3,891	3,268	4,603	141
6	GUJARAT	518	436	742	170
7	HARYANA	612	513	615	120
8	HIMACHAL PRADESH	1,648	1,384	2,141	155
9	JAMMU AND KASHMIR	679	570	* 703	123
10	JHARKHAND	10,524	8,840	# 963	11
11	KARNATAKA	3,926	3,298	7,318	222
12	KERALA	414	348	* 618	178
13	MADHYA PRADESH	10,520	8,837	* 12577	142
14	MAHARASHTRA	3,244	2,724	2,556	94
15	MANIPUR	163	140	* 148	106
16	MEGHALAYA	352	296	165	56
17	MIZORAM	37	30	* 5	17
18	NAGALAND	46	40	* 115	288
19	ORISSA	4,370	3,670	13,240	361
20	PUDUCHERRY	15	13	0	0
21	PUNJAB	938	787	352	45
22	RAJASTHAN	696	586	1,526	260
23	SIKKIM	176	148	55	37
24	TAMIL NADU	4,166	3,500	6,529	187
25	TRIPURA	12	10	203	2,030
26	UTTARAKHAND	700	588	756	129
27	UTTAR PRADESH	15,080	12,668	2,231	18
28	WEST BENGAL	551	464	1,127	243
Grand Total		75,000	63,003	72,663	115

Very Good:(90% or above of targets)

ANDHRA PRADESH, ARUNACHAL PRADESH, ASSAM, BIHAR, CHHATISGARH, GUJARAT, HARYANA, HIMACHAL PRADESH, JAMMU AND KASHMIR, KARNATAKA, KERALA, MADHYA PRADESH, MAHARASHTRA, MANIPUR, NAGALAND, ORISSA, RAJASTHAN, TAMIL NADU, TRIPURA, UTTARAKHAND, WEST BENGAL

Poor:(Below 80% of targets)

JHARKHAND, MEGHALAYA, MIZORAM, PUDUCHERRY, PUNJAB, SIKKIM, UTTAR PRADESH

Note: # Previous month figures have been repeated due to wide variation.

* Ministry of Drinking Water & Sanitation figures have been considered.

Rural Areas- National Rural Drinking Water Programme (NRDWP)

Habitations covered (Partially Covered & Slipped back)

% Achievement of Target

During April 2012 - February 2013

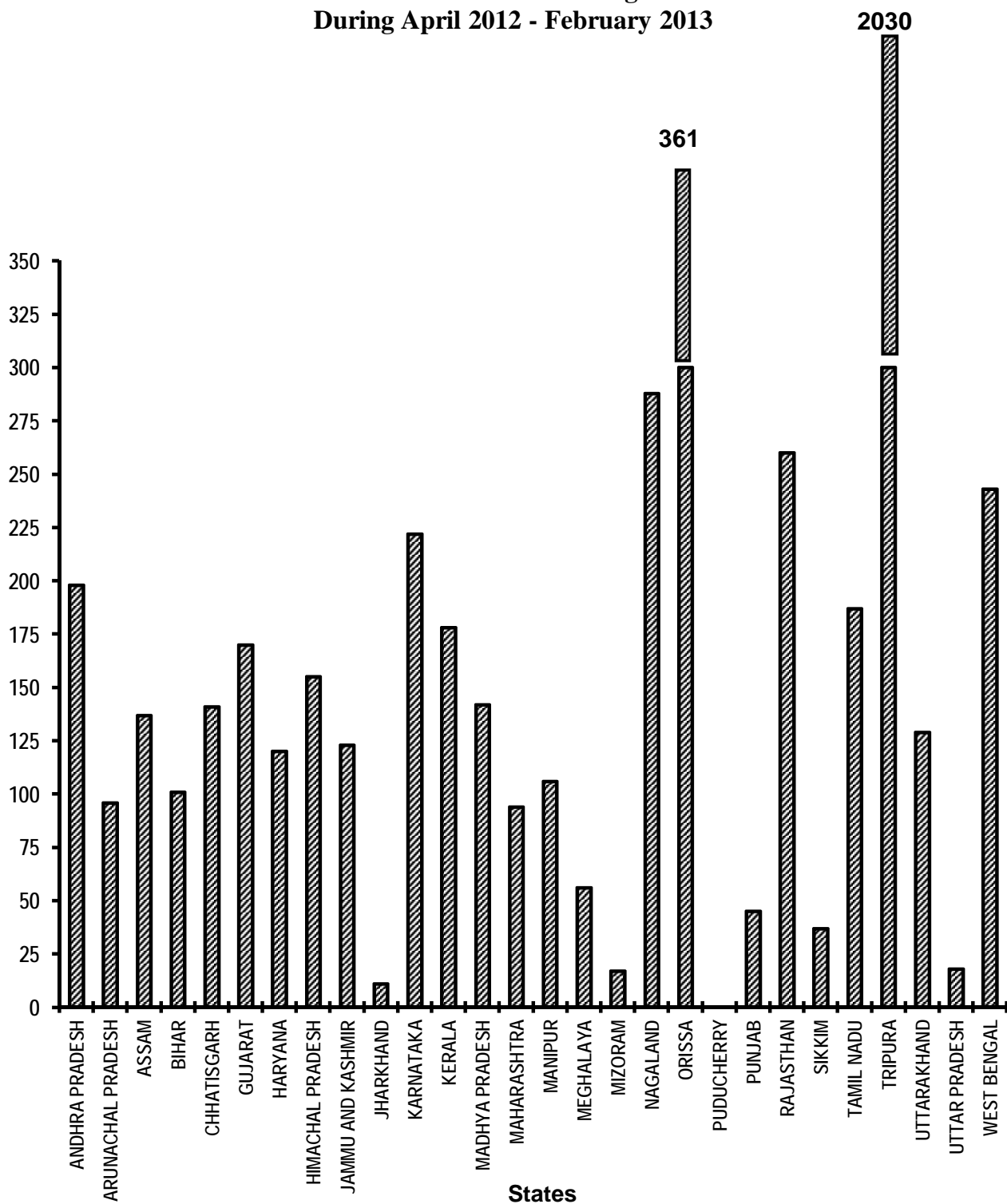


Table - 9(B)

Rural Areas: National Rural Drinking Water Programme (NRDWP)
Coverage of water quality affected habitations
(Unit: Number)

Sl. No.	State/UT Name	Target		Achievement	Percent Achievement
		2012-2013	April,2012-February,2013	April,2012-February,2013	April,2012-February,2013
(1)	(2)	(3)	(4)	(5)	(5)/(4)
1	ANDHRA PRADESH	160	134	121	90
2	ASSAM	3,334	2,800	2,414	86
3	BIHAR	5,750	4,830	2,040	42
4	CHHATISGARH	4,326	3,633	1,142	31
5	GUJARAT	212	177	194	110
6	HARYANA	9	7	4	57
7	JAMMU AND KASHMIR	24	21	19	90
8	JHARKHAND	367	308	* 81	26
9	KARNATAKA	2,091	1,756	1,390	79
10	KERALA	58	48	29	60
11	MADHYA PRADESH	787	661	* 572	87
12	MAHARASHTRA	730	613	399	65
13	MEGHALAYA	38	32	8	25
14	NAGALAND	28	24	0	0
15	ORISSA	2,268	1,904	1,632	86
16	PUDUCHERRY	7	6	0	0
17	PUNJAB	31	27	4	15
18	RAJASTHAN	1,414	1,188	894	75
19	TAMIL NADU	60	50	56	112
20	TRIPURA	975	818	774	95
21	UTTAR PRADESH	801	672	306	46
22	WEST BENGAL	1,530	1,284	576	45
<i>Grand Total</i>		25,000	20,993	12,655	60

Very Good:(90% or above of targets)

ANDHRA PRADESH, GUJARAT, JAMMU AND KASHMIR, TAMIL NADU, TRIPURA

Good:(Between 80% to 90% targets)

ASSAM, MADHYA PRADESH, ORISSA

Poor:(Below 80% of targets)

BIHAR, CHHATISGARH, HARYANA, JHARKHAND, KARNATAKA, KERALA, MAHARASHTRA, MEGHALAYA, NAGALAND, PUDUCHERRY, PUNJAB, RAJASTHAN, UTTAR PRADESH, WEST BENGAL

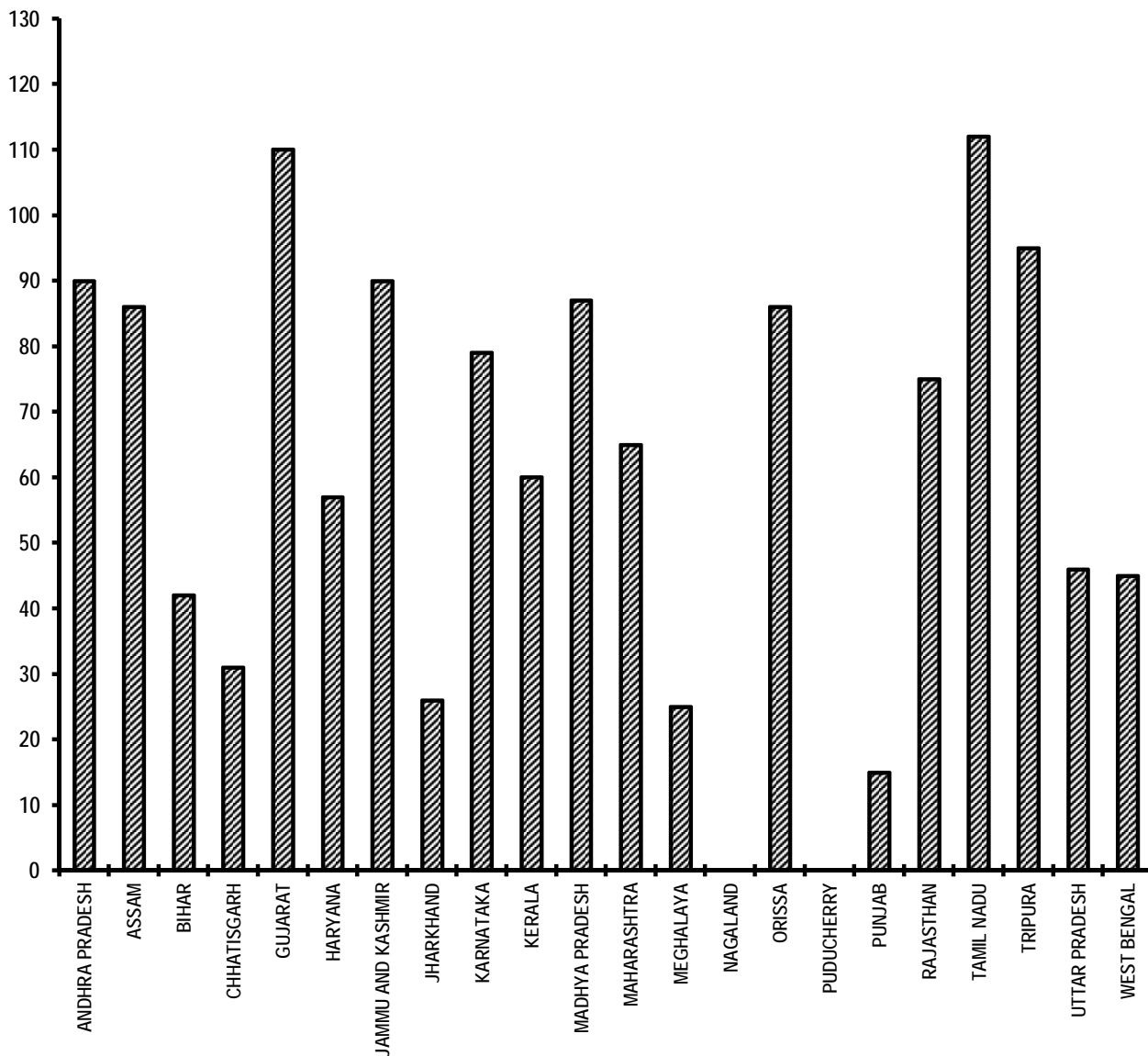
Note:* Ministry of Drinking Water & Sanitation figures have been considered.

Rural Areas- National Rural Drinking Water Programme (NRDWP)

Coverage of Water Quality Affected Habitations

% Achievement of Target

During April 2012 - February 2013



States

Table - 10

Sanitation Programme in Rural Areas
(Unit: Number)

Sl. No.		State/UT Name	Individual Household latrines constructed (Number) April,2012-February,2013
(1)	(2)	(3)	(3)
1	ANDHRA PRADESH		2,22,084
2	ARUNACHAL PRADESH		2,569
3	ASSAM		1,64,545
4	BIHAR		5,93,806
5	CHHATISGARH		30,000
6	DELHI		0
7	GOA		0
8	GUJARAT		1,18,703
9	HARYANA		30,748
10	HIMACHAL PRADESH		4,409
11	JAMMU AND KASHMIR		22,300
12	JHARKHAND		27,133
13	KARNATAKA		1,74,828
14	KERALA		4,766
15	MADHYA PRADESH		3,21,811
16	MAHARASHTRA		1,21,967
17	MANIPUR		19,558
18	MEGHALAYA		4,617
19	MIZORAM		3,433
20	NAGALAND		18,630
21	ORISSA		1,12,412
22	PUDUCHERRY		0
23	PUNJAB		52,329
24	RAJASTHAN		1,58,109
25	SIKKIM		0
26	TAMIL NADU		2,09,738
27	TRIPURA		3,522
28	UTTARAKHAND		72,544
29	UTTAR PRADESH		59,686
30	WEST BENGAL		4,10,973
31	ANDAMAN AND NICOBAR ISLANDS		0
32	CHANDIGARH		0
33	DADRA AND NAGAR HAVELI		0
34	DAMAN AND DIU		0
35	LAKSHADWEEP		0
Grand Total			29,65,220

Table - 11

Institutional Delivery
(Unit: Number)

Sl. No.	State/UT Name	Delivery in institutions (Number) April,2012- February,2013
(1)	(2)	(3)
1	ANDHRA PRADESH	12,73,442
2	ARUNACHAL PRADESH	206
3	ASSAM	0
4	BIHAR	12,37,746
5	CHHATISGARH	2,30,495
6	DELHI	2,71,747
7	GOA	15,947
8	GUJARAT	10,43,419
9	HARYANA	3,38,907
10	HIMACHAL PRADESH	69,214
11	JAMMU AND KASHMIR	1,51,786
12	JHARKHAND	3,02,351
13	KARNATAKA	7,02,428
14	KERALA	4,31,391
15	MADHYA PRADESH	10,50,214
16	MAHARASHTRA	18,85,664
17	MANIPUR	23,360
18	MEGHALAYA	33,976
19	MIZORAM	7,049
20	NAGALAND	3,593
21	ORISSA	5,55,947
22	PUDUCHERRY	32,405
23	PUNJAB	3,08,688
24	RAJASTHAN	12,05,284
25	SIKKIM	6,085
26	TAMIL NADU	9,50,807
27	TRIPURA	39,715
28	UTTARAKHAND	83,742
29	UTTAR PRADESH	23,13,810
30	WEST BENGAL	6,97,646
31	ANDAMAN AND NICOBAR ISLANDS	4,625
32	CHANDIGARH	21,266
33	DADRA AND NAGAR HAVELI	5,614
34	DAMAN AND DIU	3,027
35	LAKSHADWEEP	614
Grand Total		1,53,02,210

Table - 12

SC Families Assisted
(Unit: Number)

Sl. No.	State/UT Name	Target		Achievement	Percent Achievement
		2012-2013	April,2012-February,2013	April,2012-February,2013	April,2012-February,2013
(1)	(2)	(3)	(4)	(5)	(5)/(4)
1	ANDHRA PRADESH	7,97,642	7,31,171	6,99,061	96
2	ASSAM	37,655	34,517	17,984	52
3	BIHAR	1,54,886	1,41,978	# 3,90,854	275
4	CHHATISGARH	1,74,495	1,59,953	279	0
5	DELHI	19,399	17,782	2,518	14
6	GOA	16,044	14,707	0	0
7	GUJARAT	1,25,353	1,14,906	1,39,699	122
8	HARYANA	1,02,407	93,873	84,728	90
9	HIMACHAL PRADESH	29,289	26,848	66,649	248
10	JAMMU AND KASHMIR	13,420	12,301	84,445	686
11	JHARKHAND	28,385	26,019	4,76,747	1,832
12	KARNATAKA	3,91,580	3,58,948	3,65,782	102
13	KERALA	1,42,953	1,31,040	30,243	23
14	MADHYA PRADESH	3,15,694	2,89,386	2,76,180	95
15	MAHARASHTRA	6,67,471	6,11,848	1,88,288	31
16	MANIPUR	5,407	4,956	0	0
17	ORISSA	1,54,187	1,41,338	54,227	38
18	PUDUCHERRY	10,176	9,328	1,002	11
19	PUNJAB	1,35,792	1,24,476	63,300	51
20	RAJASTHAN	3,49,321	3,20,210	3,74,012	117
21	SIKKIM	1,326	1,214	2,040	168
22	TAMIL NADU	9,50,911	8,71,668	7,95,877	91
23	TRIPURA	41,923	38,429	4,863	13
24	UTTARAKHAND	79,574	72,942	6,610	9
25	UTTAR PRADESH	11,61,183	10,64,417	1,37,414	13
26	WEST BENGAL	6,89,853	6,32,365	14,42,148	228
27	CHANDIGARH	905	829	775	93
Grand Total		65,97,231	60,47,449	57,05,725	94

Very Good:(90% or above of targets)

ANDHRA PRADESH, BIHAR, GUJARAT, HARYANA, HIMACHAL PRADESH, JAMMU AND KASHMIR, JHARKHAND, KARNATAKA, MADHYA PRADESH, RAJASTHAN, SIKKIM, TAMIL NADU, WEST BENGAL, CHANDIGARH

Poor:(Below 80% of targets)

ASSAM, CHHATISGARH, DELHI, GOA, KERALA, MAHARASHTRA, MANIPUR, ORISSA, PUDUCHERRY, PUNJAB, TRIPURA, UTTARAKHAND, UTTAR PRADESH

Previous month figure has been repeated.

SC Families Assisted

% Achievement of Target
During April 2012 - February 2013

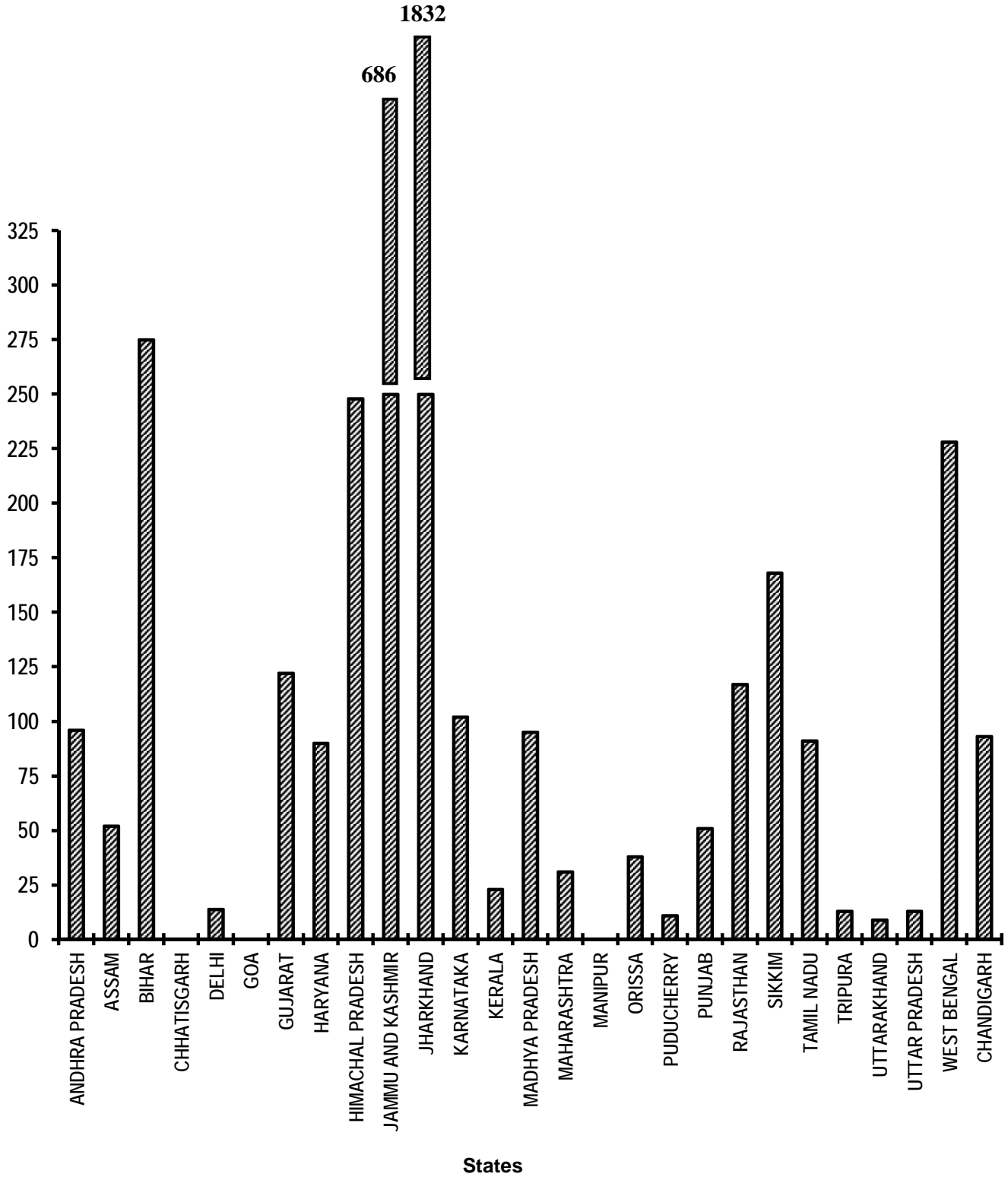


Table - 13

Universalization of ICDS Scheme
ICDS Blocks Operational (Cumulative)
(Unit: Number)

Sl. No.	State/UT Name	Target		Achievement	Percent Achievement
		2012-2013	April,2012-February,2013	April,2012-February,2013	April,2012-February,2013
(1)	(2)	(3)	(4)	(5)	(5)/(4)
1	ANDHRA PRADESH	388	388	387	100
2	ARUNACHAL PRADESH	98	98	93	95
3	ASSAM	231	231	231	100
4	BIHAR	544	544	544	100
5	CHHATISGARH	220	220	163	74
6	DELHI	95	95	95	100
7	GOA	11	11	11	100
8	GUJARAT	336	336	336	100
9	HARYANA	148	148	148	100
10	HIMACHAL PRADESH	78	78	78	100
11	JAMMU AND KASHMIR	141	141	141	100
12	JHARKHAND	206	206	204	99
13	KARNATAKA	186	186	185	99
14	KERALA	258	258	258	100
15	MADHYA PRADESH	453	453	453	100
16	MAHARASHTRA	553	553	553	100
17	MANIPUR	42	42	42	100
18	MEGHALAYA	41	41	41	100
19	MIZORAM	27	27	27	100
20	NAGALAND	59	59	59	100
21	ORISSA	338	338	338	100
22	PUDUCHERRY	5	5	5	100
23	PUNJAB	154	154	154	100
24	RAJASTHAN	304	304	304	100
25	SIKKIM	13	13	13	100
26	TAMIL NADU	434	434	434	100
27	TRIPURA	56	56	56	100
28	UTTARAKHAND	105	105	105	100
29	UTTAR PRADESH	897	897	892	99
30	WEST BENGAL	576	576	# 4899	851
31	ANDAMAN AND NICOBAR ISLANDS	5	5	5	100
32	CHANDIGARH	3	3	3	100
33	DADRA AND NAGAR HAVELI	2	2	2	100
34	DAMAN AND DIU	2	2	2	100
35	LAKSHADWEEP	9	9	18	200
Grand Total		7,018	7,018	11,279	161

Very Good:(90% or above of targets)

ANDHRA PRADESH, ARUNACHAL PRADESH, ASSAM, BIHAR, DELHI, GOA, GUJARAT, HARYANA, HIMACHAL PRADESH, JAMMU AND KASHMIR, JHARKHAND, KARNATAKA, KERALA, MADHYA PRADESH, MAHARASHTRA, MANIPUR, MEGHALAYA, MIZORAM, NAGALAND, ORISSA, PUDUCHERRY, PUNJAB, RAJASTHAN, SIKKIM, TAMIL NADU, TRIPURA, UTTARAKHAND, UTTAR PRADESH, WEST BENGAL, ANDAMAN AND NICOBAR ISLANDS, CHANDIGARH, DADRA AND NAGAR HAVELI, DAMAN AND DIU, LAKSHADWEEP

Poor:(Below 80% of targets)

CHHATISGARH

Previous month figure has been repeated.

Universalization of ICDS Scheme

ICDS Blocks Operational (Cumulative)

% Achievement of Target
During April 2012 - February 2013

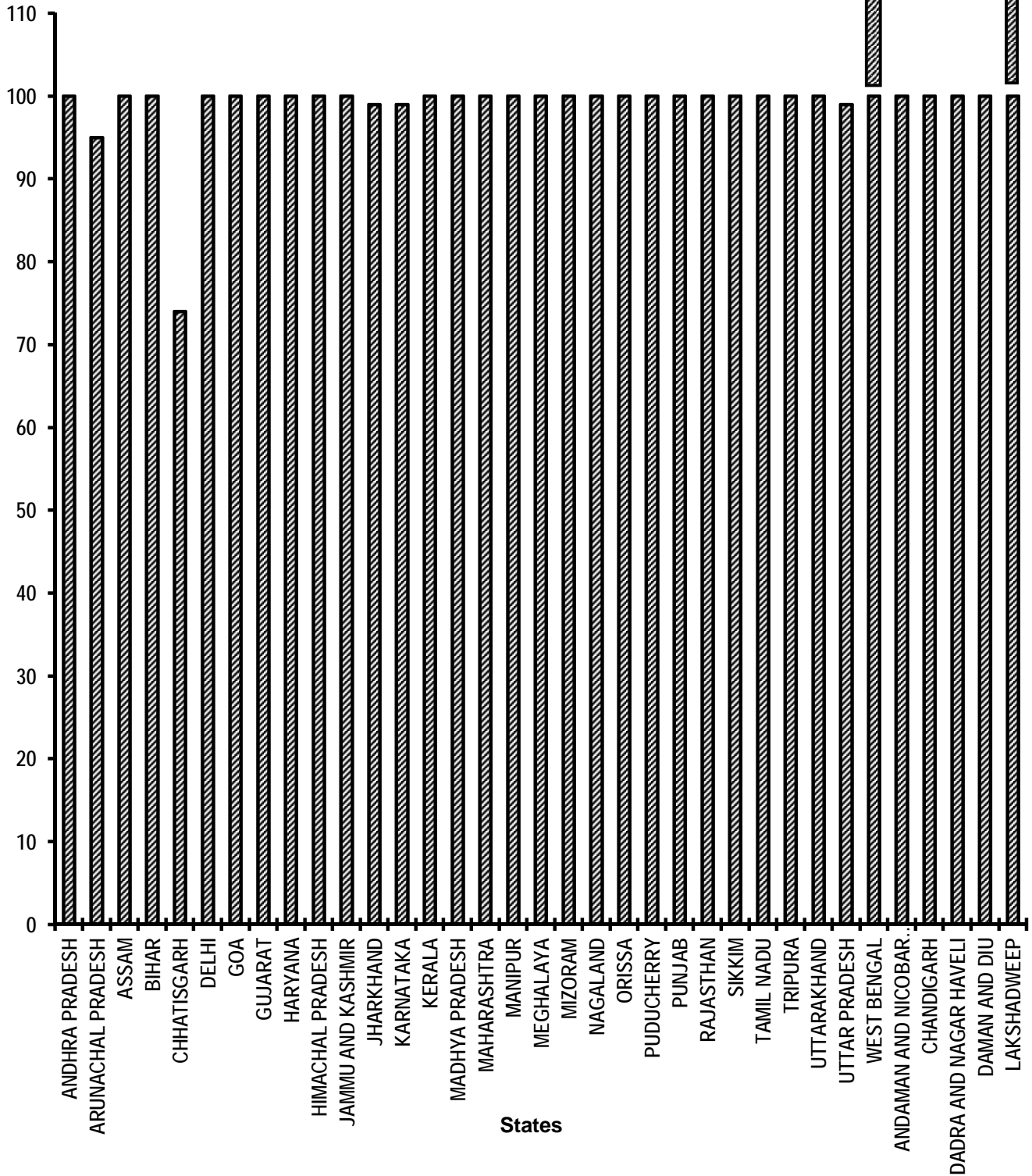


Table - 14

Functional Anganwadis
Anganwadis Functional (Cumulative)
(Unit: Number)

Sl. No.	State/UT Name	Target		Achievement	Percent Achievement
		2012-2013	April,2012-February,2013	April,2012-February,2013	April,2012-February,2013
(1)	(2)	(3)	(4)	(5)	(5)/(4)
1	ANDHRA PRADESH	89,567	89,567	89,499	100
2	ARUNACHAL PRADESH	6,146	6,146	6,028	98
3	ASSAM	60,631	60,631	58,118	96
4	BIHAR	87,887	87,887	91,677	104
5	CHHATISGARH	58,098	58,098	350	1
6	DELHI	10,921	10,921	10,873	100
7	GOA	1,262	1,262	1,262	100
8	GUJARAT	50,226	50,226	50,225	100
9	HARYANA	25,488	25,488	25,403	100
10	HIMACHAL PRADESH	18,783	18,783	18,661	99
11	JAMMU AND KASHMIR	27,706	27,706	28,542	103
12	JHARKHAND	38,252	38,252	38,365	100
13	KARNATAKA	63,377	63,377	64,513	102
14	KERALA	33,102	33,102	33,107	100
15	MADHYA PRADESH	90,999	90,999	90,387	99
16	MAHARASHTRA	1,08,784	1,08,784	96,152	88
17	MANIPUR	10,859	10,859	9,795	90
18	MEGHALAYA	5,115	5,115	5,151	101
19	MIZORAM	1,980	1,980	1,980	100
20	NAGALAND	3,455	3,455	3,455	100
21	ORISSA	72,063	72,063	71,134	99
22	PUDUCHERRY	788	788	788	100
23	PUNJAB	26,656	26,656	26,656	100
24	RAJASTHAN	60,069	60,069	59,420	99
25	SIKKIM	1,233	1,233	1,233	100
26	TAMIL NADU	54,439	54,439	54,439	100
27	TRIPURA	9,906	9,906	9,906	100
28	UTTARAKHAND	20,923	20,923	18,724	89
29	UTTAR PRADESH	1,87,267	1,87,267	1,86,471	100
30	WEST BENGAL	1,16,858	1,16,858	# 2,53,503	217
31	ANDAMAN AND NICOBAR ISLANDS	711	711	699	98
32	CHANDIGARH	468	468	500	107
33	DADRA AND NAGAR HAVELI	267	267	268	100
34	DAMAN AND DIU	105	105	97	92
35	LAKSHADWEEP	107	107	107	100
Grand Total		13,44,498	13,44,498	14,07,488	105

Very Good:(90% or above of targets)

ANDHRA PRADESH, ARUNACHAL PRADESH, ASSAM, BIHAR, DELHI, GOA, GUJARAT, HARYANA, HIMACHAL PRADESH, JAMMU AND KASHMIR, JHARKHAND, KARNATAKA, KERALA, MADHYA PRADESH, MANIPUR, MEGHALAYA, MIZORAM, NAGALAND, ORISSA, PUDUCHERRY, PUNJAB, RAJASTHAN, SIKKIM, TAMIL NADU, TRIPURA, UTTAR PRADESH, WEST BENGAL, ANDAMAN AND NICOBAR ISLANDS, CHANDIGARH, DADRA AND NAGAR HAVELI, DAMAN AND DIU, LAKSHADWEEP

Good:(Between 80% to 90% targets)

MAHARASHTRA, UTTARAKHAND

Poor:(Below 80% of targets)

CHHATISGARH

Previous month figure has been repeated.

Functional Anganwadis (Cumulative) % Achievement of Target During April 2012 - February 2013

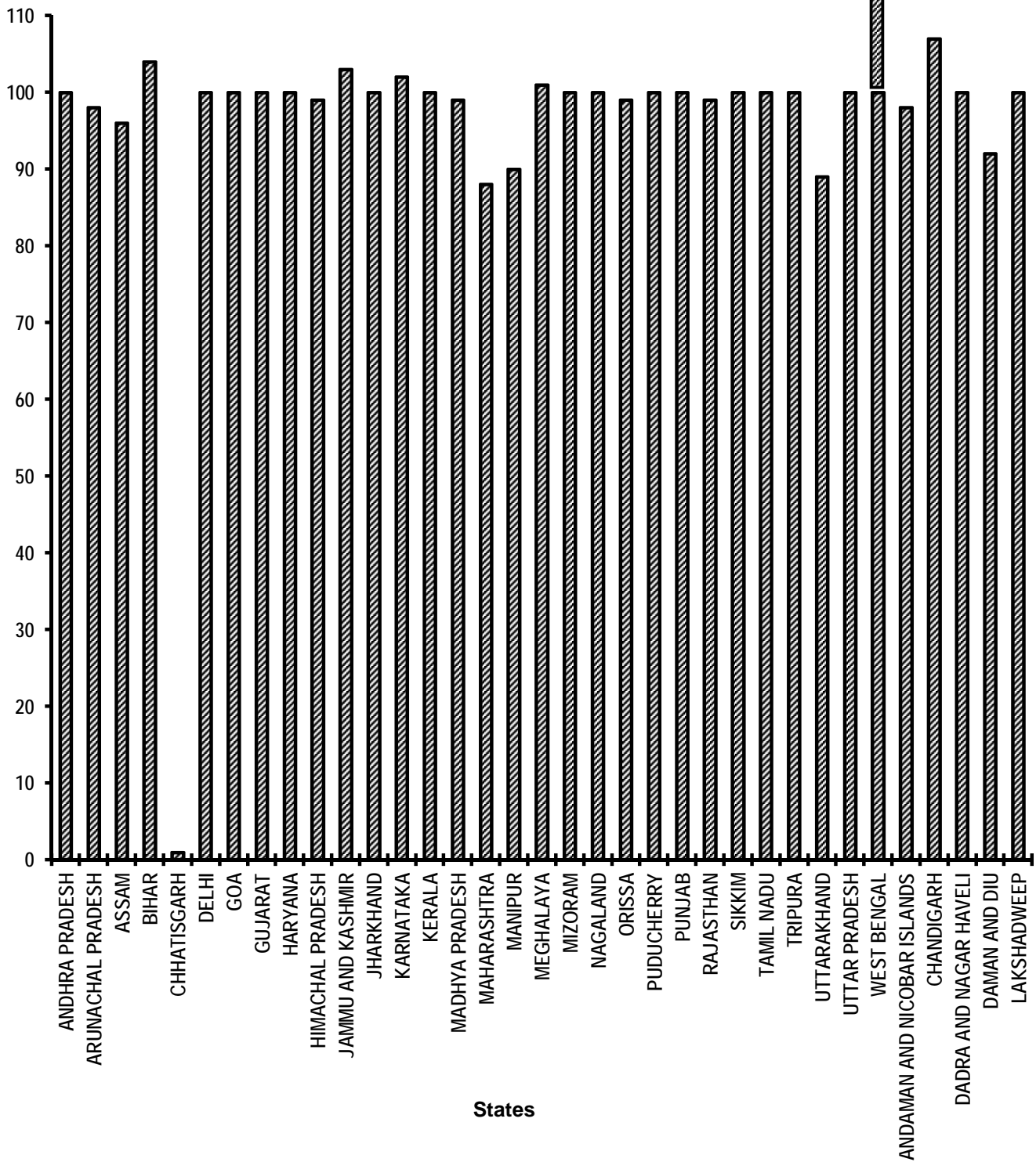


Table - 15

**No. of Urban poor families assisted under Seven Point Charter
Poor Families Assisted
(Unit: Number)**

Sl. No.	State/UT Name	Target		Achievement	Percent Achievement
		2012-2013	April,2012-February,2013	April,2012-February,2013	April,2012-February,2013
(1)	(2)	(3)	(4)	(5)	(5)/(4)
1	ANDHRA PRADESH	18,750	17,187	6,24,849	3,636
2	ARUNACHAL PRADESH	338	309	0	0
3	ASSAM	2,850	2,612	204	8
4	BIHAR	16,500	15,125	0	0
5	CHHATISGARH	16,500	15,125	0	0
6	DELHI	18,750	17,187	486	3
7	GOA	52	47	0	0
8	GUJARAT	18,750	17,187	27,254	159
9	HARYANA	3,112	2,852	7,850	275
10	HIMACHAL PRADESH	563	516	516	100
11	JAMMU AND KASHMIR	3,750	3,437	0	0
12	JHARKHAND	7,500	6,875	1,301	19
13	KARNATAKA	3,750	3,437	3,205	93
14	KERALA	7,500	6,875	6,387	93
15	MADHYA PRADESH	18,750	17,187	11,799	69
16	MAHARASHTRA	60,000	55,000	21,695	39
17	MANIPUR	1,500	1,375	0	0
18	MEGHALAYA	375	344	96	28
19	MIZORAM	750	687	0	0
20	NAGALAND	1,125	1,031	0	0
21	ORISSA	3,375	3,093	963	31
22	PUDUCHERRY	825	757	5,700	753
23	PUNJAB	6,000	5,500	2,288	42
24	RAJASTHAN	11,250	10,312	18,826	183
25	SIKKIM	90	82	1,685	2,055
26	TAMIL NADU	22,500	20,625	9,128	44
27	TRIPURA	375	344	2,039	593
28	UTTARAKHAND	1,875	1,719	1,106	64
29	UTTAR PRADESH	22,500	20,625	5,732	28
30	WEST BENGAL	26,250	24,062	1,82,954	760
31	ANDAMAN AND NICOBAR ISLANDS	15	13	0	0
32	CHANDIGARH	3,750	3,437	186	5
33	DADRA AND NAGAR HAVELI	30	27	0	0
<i>Grand Total</i>		3,00,000	2,74,991	9,36,249	340

Very Good:(90% or above of targets)

ANDHRA PRADESH, GUJARAT, HARYANA, HIMACHAL PRADESH, KARNATAKA, KERALA, PUDUCHERRY, RAJASTHAN, SIKKIM, TRIPURA, WEST BENGAL

Poor:(Below 80% of targets)

ARUNACHAL PRADESH, ASSAM, BIHAR, CHHATISGARH, DELHI, GOA, JAMMU AND KASHMIR, JHARKHAND, MADHYA PRADESH, MAHARASHTRA, MANIPUR, MEGHALAYA, MIZORAM, NAGALAND, ORISSA, PUNJAB, TAMIL NADU, UTTARAKHAND, UTTAR PRADESH, ANDAMAN AND NICOBAR ISLANDS, CHANDIGARH, DADRA AND NAGAR HAVELI

**No. of Urban poor families assisted
under Seven Point Charter
Poor Families Assisted
% Achievement of Target
During April 2012 - February 2013**

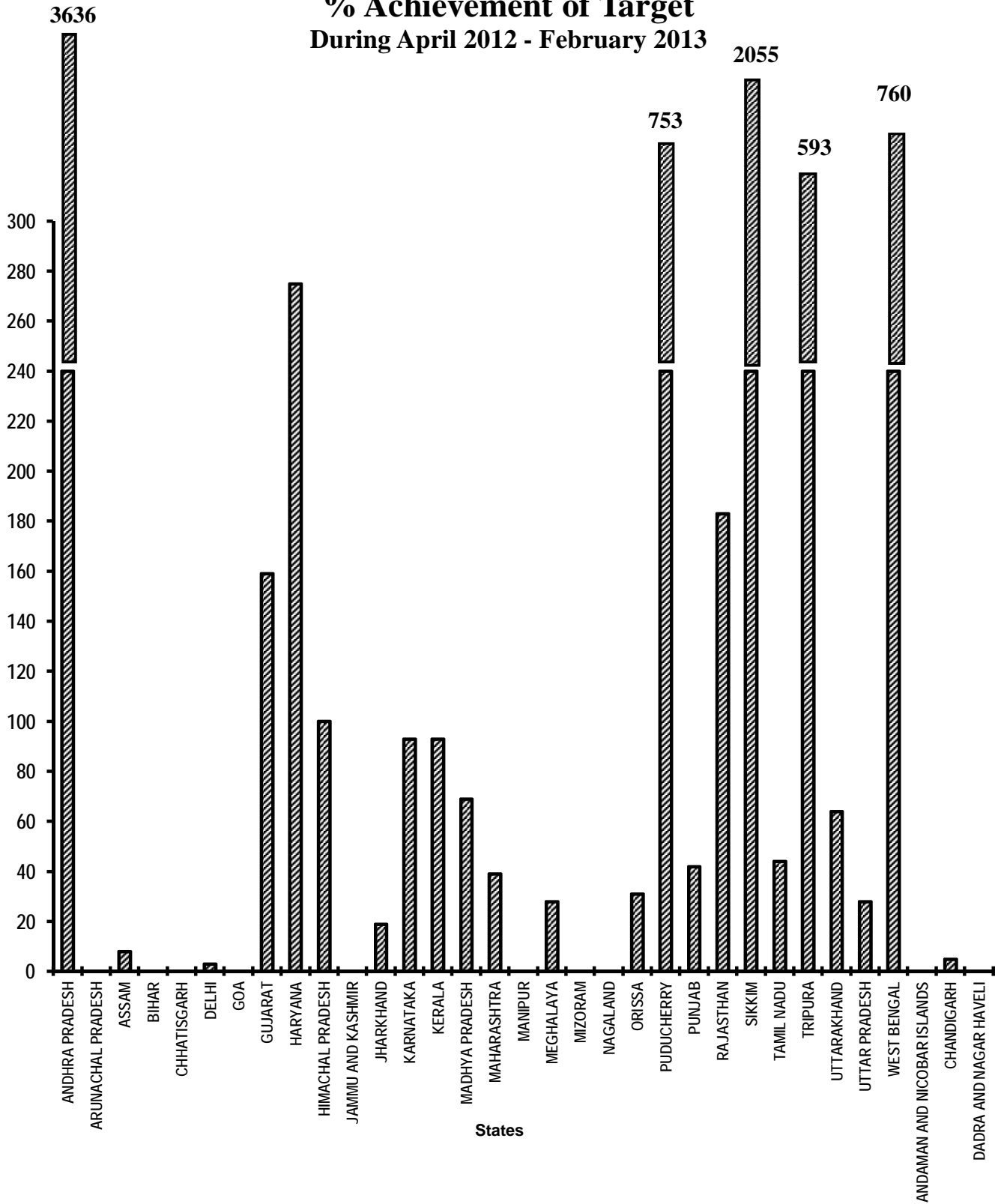


Table - 16(A)

**Afforestation (Public and Forest Lands)
Area Covered under Plantation
(Unit: Hectares)**

Sl. No.	State/UT Name	Target		Achievement	Percent Achievement
		2012-2013	April,2012-February,2013	April,2012-February,2013	April,2012-February,2013
(1)	(2)	(3)	(4)	(5)	(5)/(4)
1	ANDHRA PRADESH	3,85,400	3,53,283	4,03,390	114
2	ARUNACHAL PRADESH	10,800	9,900	378	4
3	ASSAM	5,650	5,179	0	0
4	BIHAR	22,700	20,809	29,022	139
5	CHHATISGARH	50,400	46,200	83,789	181
6	DELHI	1,150	1,053	1,202	114
7	GOA	450	413	471	114
8	GUJARAT	1,40,500	1,28,792	1,45,060	113
9	HARYANA	57,000	52,250	63,032	121
10	HIMACHAL PRADESH	28,900	26,492	26,754	101
11	JAMMU AND KASHMIR	7,250	6,646	6,793	102
12	JHARKHAND	46,200	42,350	10,696	25
13	KARNATAKA	67,000	61,417	80,226	131
14	KERALA	3,950	3,621	10,154	280
15	MADHYA PRADESH	1,10,700	1,01,475	1,18,510	117
16	MAHARASHTRA	1,22,900	1,12,658	1,88,949	168
17	MANIPUR	18,000	16,500	10,266	62
18	MEGHALAYA	6,850	6,279	4,313	69
19	MIZORAM	6,250	5,729	4,071	71
20	NAGALAND	10,600	9,716	5,681	58
21	ORISSA	1,73,300	1,58,858	99,246	62
22	PUDUCHERRY	35	32	67	209
23	PUNJAB	6,950	6,370	9,313	146
24	RAJASTHAN	51,000	46,750	52,999	113
25	SIKKIM	7,450	6,829	9,019	132
26	TAMIL NADU	50,700	46,475	70,521	152
27	TRIPURA	27,200	24,933	19,322	77
28	UTTARAKHAND	23,000	21,083	20,905	99
29	UTTAR PRADESH	81,700	74,892	65,725	88
30	WEST BENGAL	16,000	14,667	8,870	60
31	ANDAMAN AND NICOBAR ISLANDS	1,100	1,008	1,110	110
32	CHANDIGARH	300	275	219	80
33	DADRA AND NAGAR HAVELI	250	229	200	87
34	DAMAN AND DIU	15	12	8	67
35	LAKSHADWEEP	20	18	16	89
Grand Total		15,41,670	14,13,193	15,50,297	110

Very Good:(90% or above of targets)

ANDHRA PRADESH, BIHAR, CHHATISGARH, DELHI, GOA, GUJARAT, HARYANA, HIMACHAL PRADESH, JAMMU AND KASHMIR, KARNATAKA, KERALA, MADHYA PRADESH, MAHARASHTRA, PUDUCHERRY, PUNJAB, RAJASTHAN, SIKKIM, TAMIL NADU, UTTARAKHAND, ANDAMAN AND NICOBAR ISLANDS

Good:(Between 80% to 90% targets)

UTTAR PRADESH, CHANDIGARH, DADRA AND NAGAR HAVELI, LAKSHADWEEP

Poor:(Below 80% of targets)

ARUNACHAL PRADESH, ASSAM, JHARKHAND, MANIPUR, MEGHALAYA, MIZORAM, NAGALAND, ORISSA, TRIPURA, WEST BENGAL, DAMAN AND DIU

Afforestation (Public and Forest Lands)

Area Covered under Plantation

% Achievement of Target
During April 2012 - February 2013

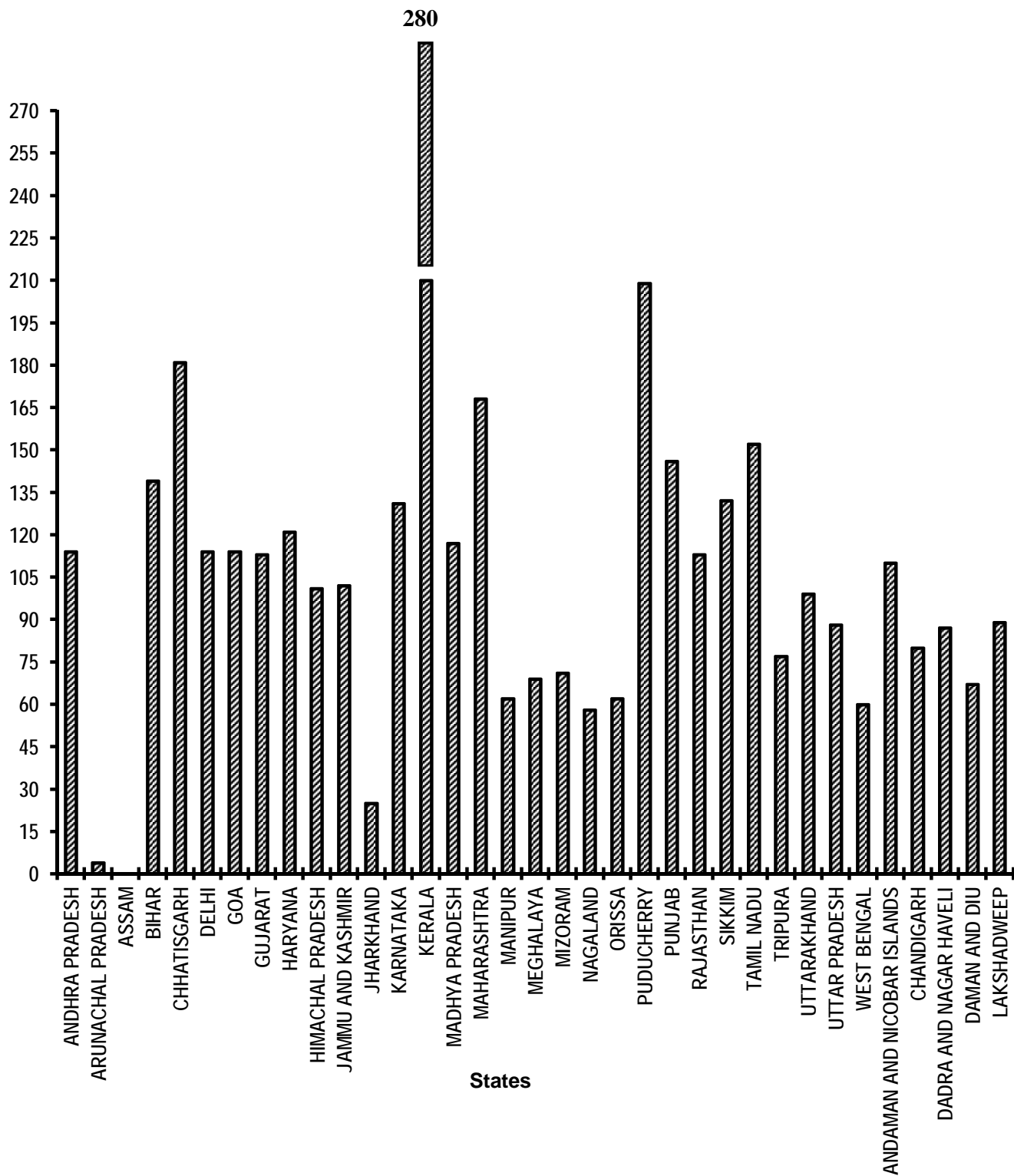


Table - 16(B)

**Afforestation (Public and Forest Lands)
Seedlings planted
(Unit: Number)**

Sl. No.	State/UT Name	Target		Achievement	Percent Achievement
		2012-2013	April,2012-February,2013	April,2012-February,2013	April,2012-February,2013
(1)	(2)	(3)	(4)	(5)	(5)/(4)
1	ANDHRA PRADESH	25,05,10,000	22,96,34,166	34,27,23,000	149
2	ARUNACHAL PRADESH	70,20,000	64,35,000	1,98,017	3
3	ASSAM	36,73,000	33,66,917	0	0
4	BIHAR	1,47,55,000	1,35,25,417	1,88,64,000	139
5	CHHATISGARH	3,27,60,000	3,00,30,000	6,43,54,000	214
6	DELHI	7,48,000	6,85,666	7,94,220	116
7	GOA	2,93,000	2,68,584	7,07,000	263
8	GUJARAT	9,13,25,000	8,37,14,584	11,96,73,000	143
9	HARYANA	3,70,50,000	3,39,62,500	4,88,20,000	144
10	HIMACHAL PRADESH	1,87,85,000	1,72,19,583	1,73,89,000	101
11	JAMMU AND KASHMIR	47,13,000	43,20,250	23,22,000	54
12	JHARKHAND	3,00,30,000	2,75,27,500	1,84,36,988	67
13	KARNATAKA	4,35,50,000	3,99,20,834	6,84,59,000	171
14	KERALA	25,68,000	23,54,000	1,62,63,544	691
15	MADHYA PRADESH	7,19,55,000	6,59,58,750	7,70,32,000	117
16	MAHARASHTRA	7,98,85,000	7,32,27,916	15,73,66,000	215
17	MANIPUR	1,17,00,000	1,07,25,000	81,21,441	76
18	MEGHALAYA	44,53,000	40,81,916	29,96,822	73
19	MIZORAM	40,63,000	37,24,416	15,12,950	41
20	NAGALAND	68,90,000	63,15,833	64	0
21	ORISSA	11,26,45,000	10,32,57,916	5,33,58,000	52
22	PUDUCHERRY	23,000	21,083	1,50,555	714
23	PUNJAB	45,18,000	41,41,500	97,57,000	236
24	RAJASTHAN	2,40,00,000	2,20,00,000	2,48,93,000	113
25	SIKKIM	48,43,000	44,39,416	60,27,395	136
26	TAMIL NADU	3,29,55,000	3,02,08,750	2,73,16,561	90
27	TRIPURA	1,76,80,000	1,62,06,666	1,24,43,000	77
28	UTTARAKHAND	1,49,50,000	1,37,04,166	1,83,67,000	134
29	UTTAR PRADESH	5,31,05,000	4,86,79,583	5,24,75,890	108
30	WEST BENGAL	1,04,00,000	95,33,333	1,54,50,874	162
31	ANDAMAN AND NICOBAR ISLANDS	7,00,000	6,41,667	6,83,626	107
32	CHANDIGARH	1,95,000	1,78,750	87,410	49
33	DADRA AND NAGAR HAVELI	1,63,000	1,49,416	3,28,000	220
34	DAMAN AND DIU	10,000	9,166	22,665	247
35	LAKSHADWEEP	13,000	11,916	16,900	142
Grand Total		99,29,26,000	91,01,82,160	1,18,74,10,922	130

Very Good:(90% or above of targets)

ANDHRA PRADESH, BIHAR, CHHATISGARH, DELHI, GOA, GUJARAT, HARYANA, HIMACHAL PRADESH, KARNATAKA, KERALA, MADHYA PRADESH, MAHARASHTRA, PUDUCHERRY, PUNJAB, RAJASTHAN, SIKKIM, TAMIL NADU, UTTARAKHAND, UTTAR PRADESH, WEST BENGAL, ANDAMAN AND NICOBAR ISLANDS, DADRA AND NAGAR HAVELI, DAMAN AND DIU, LAKSHADWEEP

Poor:(Below 80% of targets)

ARUNACHAL PRADESH, ASSAM, JAMMU AND KASHMIR, JHARKHAND, MANIPUR, MEGHALAYA, MIZORAM, NAGALAND, ORISSA, TRIPURA, CHANDIGARH

Afforestation (Public and Forest Lands)

Seedlings planted

% Achievement of Target
During April 2012 - February 2013

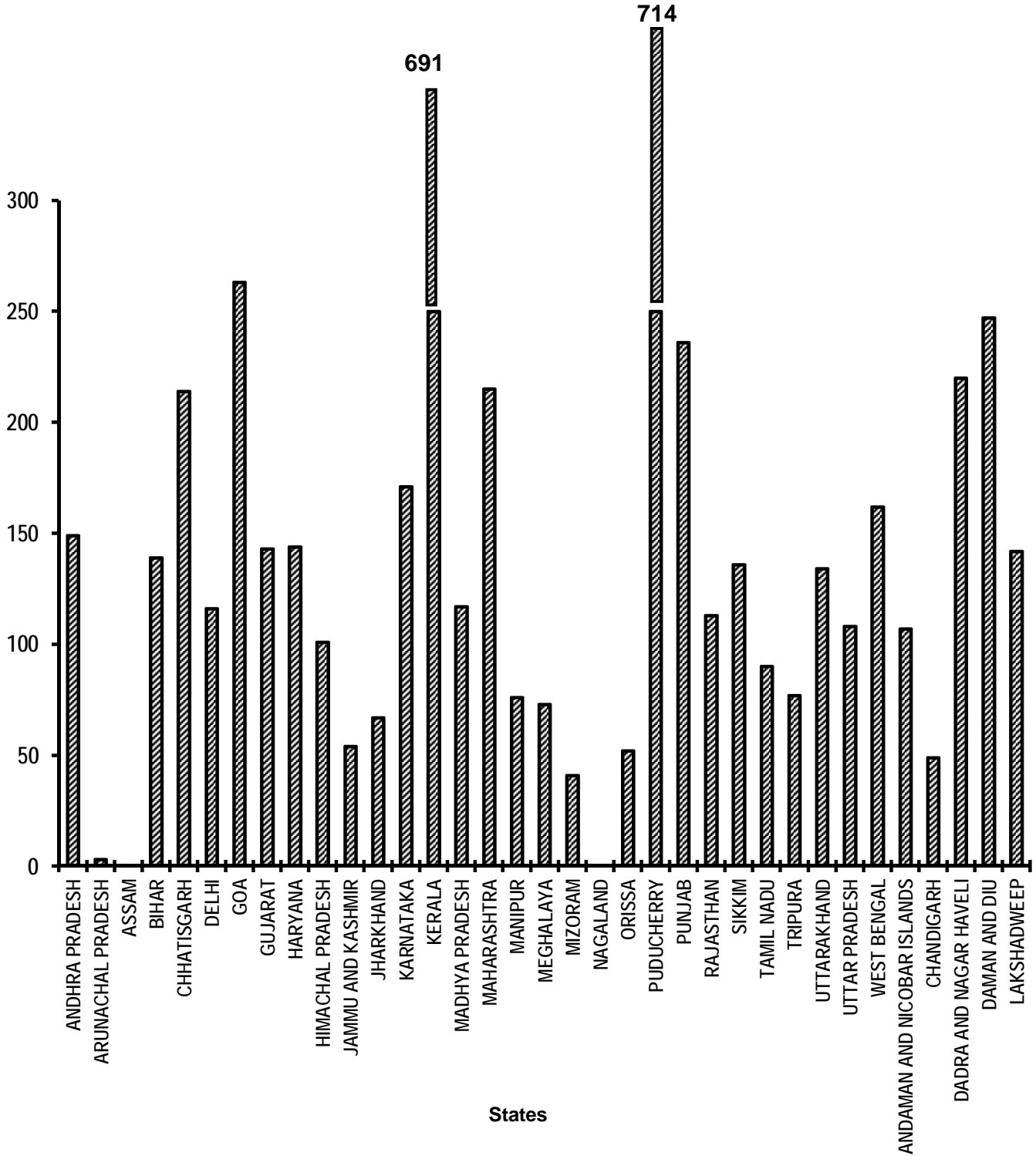


Table - 17

Rural Roads - PMGSY
Length of Road Constructed
(Unit: Kilometer)

Sl. No.	State/UT Name	Target		Achievement	Percent Achievement
		2012-2013	April,2012-February,2013	April,2012-February,2013	April,2012-February,2013
(1)	(2)	(3)	(4)	(5)	(5)/(4)
1	ANDHRA PRADESH	400	366	329	90
2	ARUNACHAL PRADESH	325	297	* 245	82
3	ASSAM	1,175	1,077	* 1177	109
4	BIHAR	6,420	5,885	* 5626	96
5	CHHATISGARH	2,370	2,172	538	25
6	GUJARAT	140	128	380	297
7	HARYANA	30	27	75	278
8	HIMACHAL PRADESH	980	898	807	90
9	JAMMU AND KASHMIR	1,335	1,224	1,210	99
10	JHARKHAND	2,010	1,842	* 1111	60
11	KARNATAKA	205	188	349	186
12	KERALA	390	357	106	30
13	MADHYA PRADESH	2,760	2,530	2,298	91
14	MAHARASHTRA	680	623	548	88
15	MANIPUR	60	55	118	215
16	MEGHALAYA	60	55	21	38
17	MIZORAM	120	110	* 74	67
18	NAGALAND	310	284	* 74	26
19	ORISSA	4,170	3,822	1,961	51
20	PUNJAB	165	151	262	174
21	RAJASTHAN	1,975	1,810	1,740	96
22	SIKKIM	270	247	39	16
23	TAMIL NADU	80	73	* 46	63
24	TRIPURA	340	311	116	37
25	UTTARAKHAND	560	513	343	67
26	UTTAR PRADESH	1,230	1,127	238	21
27	WEST BENGAL	1,440	1,320	7,562	573
Grand Total		30,000	27,492	27,393	99

Very Good:(90% or above of targets)

ANDHRA PRADESH, ASSAM, BIHAR, GUJARAT, HARYANA, HIMACHAL PRADESH, JAMMU AND KASHMIR, KARNATAKA, MADHYA PRADESH, MANIPUR, PUNJAB, RAJASTHAN, WEST BENGAL

Good:(Between 80% to 90% targets)

ARUNACHAL PRADESH, MAHARASHTRA

Poor:(Below 80% of targets)

CHHATISGARH, JHARKHAND, KERALA, MEGHALAYA, MIZORAM, NAGALAND, ORISSA, SIKKIM, TAMIL NADU, TRIPURA, UTTARAKHAND, UTTAR PRADESH

Note: * The figures have been reconciled with that of M/o Rural Development.

Rural Roads - PMGSY

Length of Road Constructed

% Achievement of Target
During April 2012 - February 2013

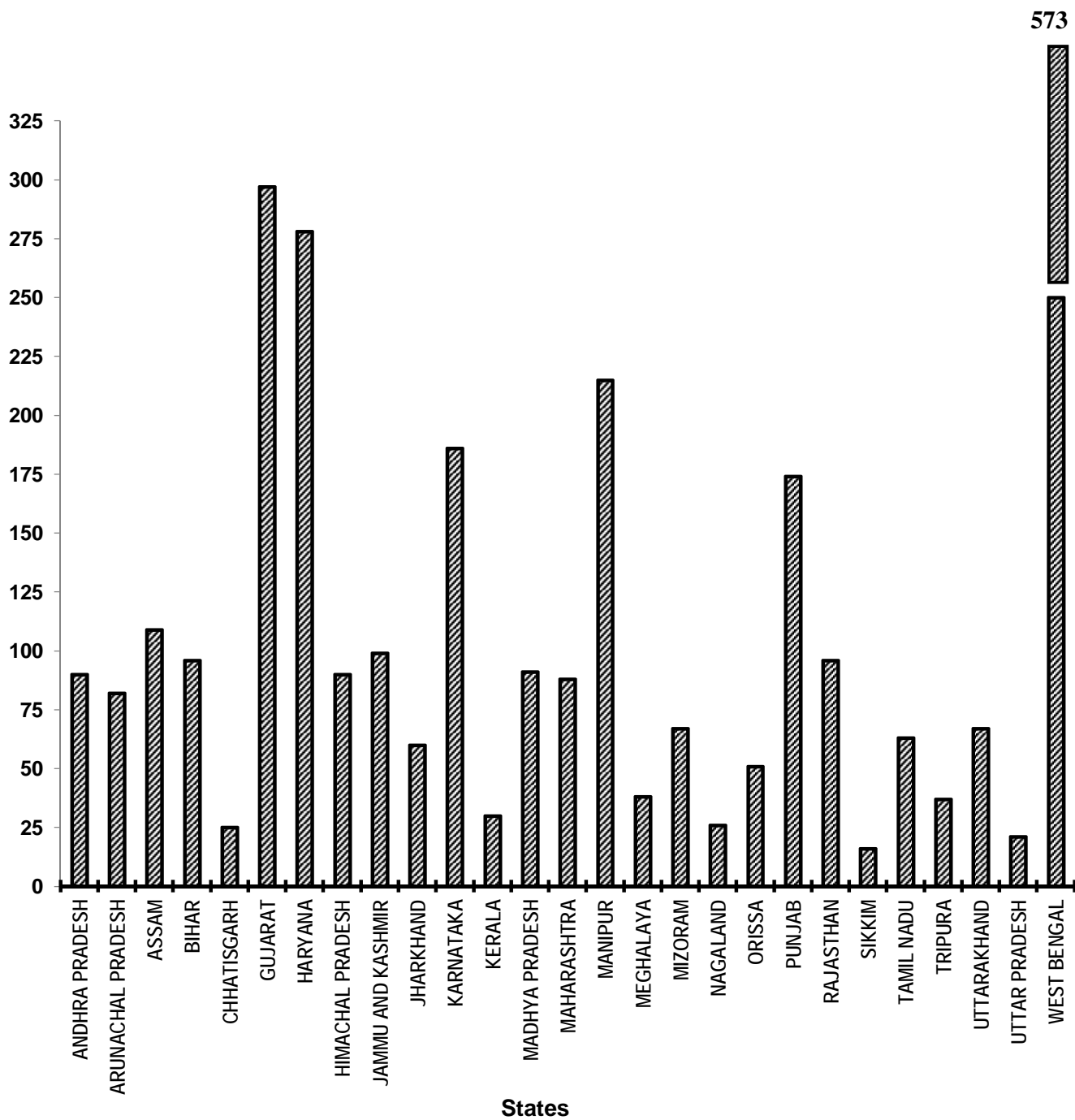


Table - 18

Rajiv Gandhi Grameen Vidyutikaran Yojana
Villages electrified
(Unit: Number)

Sl. No.	State/UT Name	Target @		Achievement	Percent Achievement
		2012-2013	April,2012-February,2013	April,2012-February,2013	April,2012-February,2013
(1)	(2)	(3)	(4)	(5)	(5)/(4)
1	ARUNACHAL PRADESH	1,450	1,272	* 311	24
2	ASSAM	2,062	1,811	169	9
3	BIHAR	2,230	1,962	1,580	81
4	CHHATISGARH	901	800	259	32
5	HIMACHAL PRADESH	15	14	14	100
6	JAMMU AND KASHMIR	136	119	* 26	22
7	JHARKHAND	2,141	1,882	# 2812	149
8	MADHYA PRADESH	492	433	1,485	343
9	MANIPUR	591	520	0	0
10	MEGHALAYA	1,616	1,420	446	31
11	MIZORAM	81	71	* 5	7
12	NAGALAND	38	34	* 5	15
13	ORISSA	2,174	1,942	# 343	18
14	RAJASTHAN	227	208	243	117
15	SIKKIM	5	5	0	0
16	TRIPURA	82	69	11	16
Grand Total		14,241	12,562	7,709	61

Very Good:(90% or above of targets)

HIMACHAL PRADESH, JHARKHAND, MADHYA PRADESH, RAJASTHAN

Good:(Between 80% to 90% targets)

BIHAR

Poor:(Below 80% of targets)

ARUNACHAL PRADESH, ASSAM, CHHATISGARH, JAMMU AND KASHMIR, MANIPUR, MEGHALAYA, MIZORAM, NAGALAND, ORISSA, SIKKIM, TRIPURA

Note: * Figures have been reconciled with that of M/oPower.

@ M/o Power has not supplied targets of 2012-13 for any State except the State of Himachal Pradesh, therefore, last year targets have been repeated provisionally.

Previous month figure has been repeated.

Rajiv Gandhi Grameen Vidyutikaran Yojana-RGGVY Villages electrified

% Achievement of Target
During April 2012 - February 2013

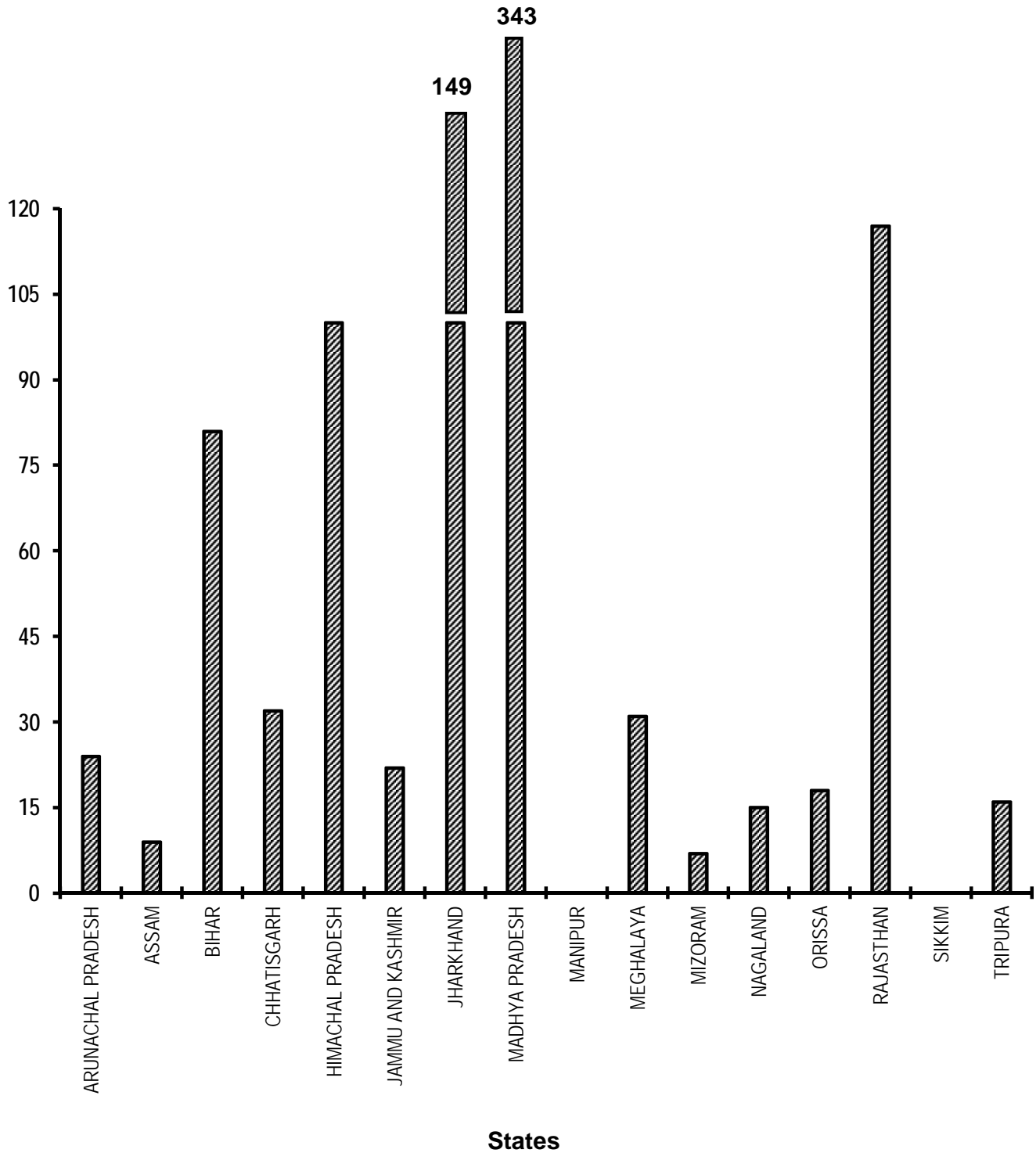


Table - 19

**Energising pump sets
Pumps sets energized
(Unit: Number)**

Sl. No.	State/UT Name	Target		Achievement	Percent Achievement
		2012-2013	April,2012-February,2013	April,2012-February,2013	April,2012-February,2013
(1)	(2)	(3)	(4)	(5)	(5)/(4)
1	ANDHRA PRADESH	50,000	45,833	1,12,598	246
2	BIHAR	2,764	2,533	2,014	80
3	CHHATISGARH	20,000	18,333	17,416	95
4	GOA	100	91	157	173
5	GUJARAT	25,000	22,916	71,184	311
6	HARYANA	19,000	17,416	18,019	103
7	HIMACHAL PRADESH #	1,175	1,078	1,960	182
8	JHARKHAND	22,000	20,166	2,145	11
9	KARNATAKA #	38,602	35,385	63,253	179
10	KERALA #	12,000	11,000	9,879	90
11	MADHYA PRADESH	17,237	15,800	60,041	380
12	ORISSA	1,190	1,090	2,878	264
13	PUDUCHERRY	25	22	24	109
14	PUNJAB	60,000	55,000	19,278	35
15	RAJASTHAN #	30,000	27,500	43,358	158
16	TAMIL NADU #	15,000	13,750	15,958	116
17	UTTARAKHAND	350	320	1,153	360
18	UTTAR PRADESH	22,058	20,219	9,552	47
19	WEST BENGAL	422	386	9,611	2,490
20	DAMAN AND DIU	25	22	10	45
Grand Total		3,36,948	3,08,860	4,60,488	149

Very Good:(90% or above of targets)

ANDHRA PRADESH, CHHATISGARH, GOA, GUJARAT, HARYANA, HIMACHAL PRADESH, KARNATAKA, KERALA, MADHYA PRADESH, ORISSA, PUDUCHERRY, RAJASTHAN, TAMIL NADU, UTTARAKHAND, WEST BENGAL

Good:(Between 80% to 90% targets)

BIHAR

Poor:(Below 80% of targets)

JHARKHAND, PUNJAB, UTTAR PRADESH, DAMAN AND DIU

Note: # Only 05 States have furnished the targets for the year 2012-13 and for rest of the States the targets have been repeated provisionally.

Energising Pump sets

Pumps sets energized

% Achievement of Target
During April 2012 - February 2013

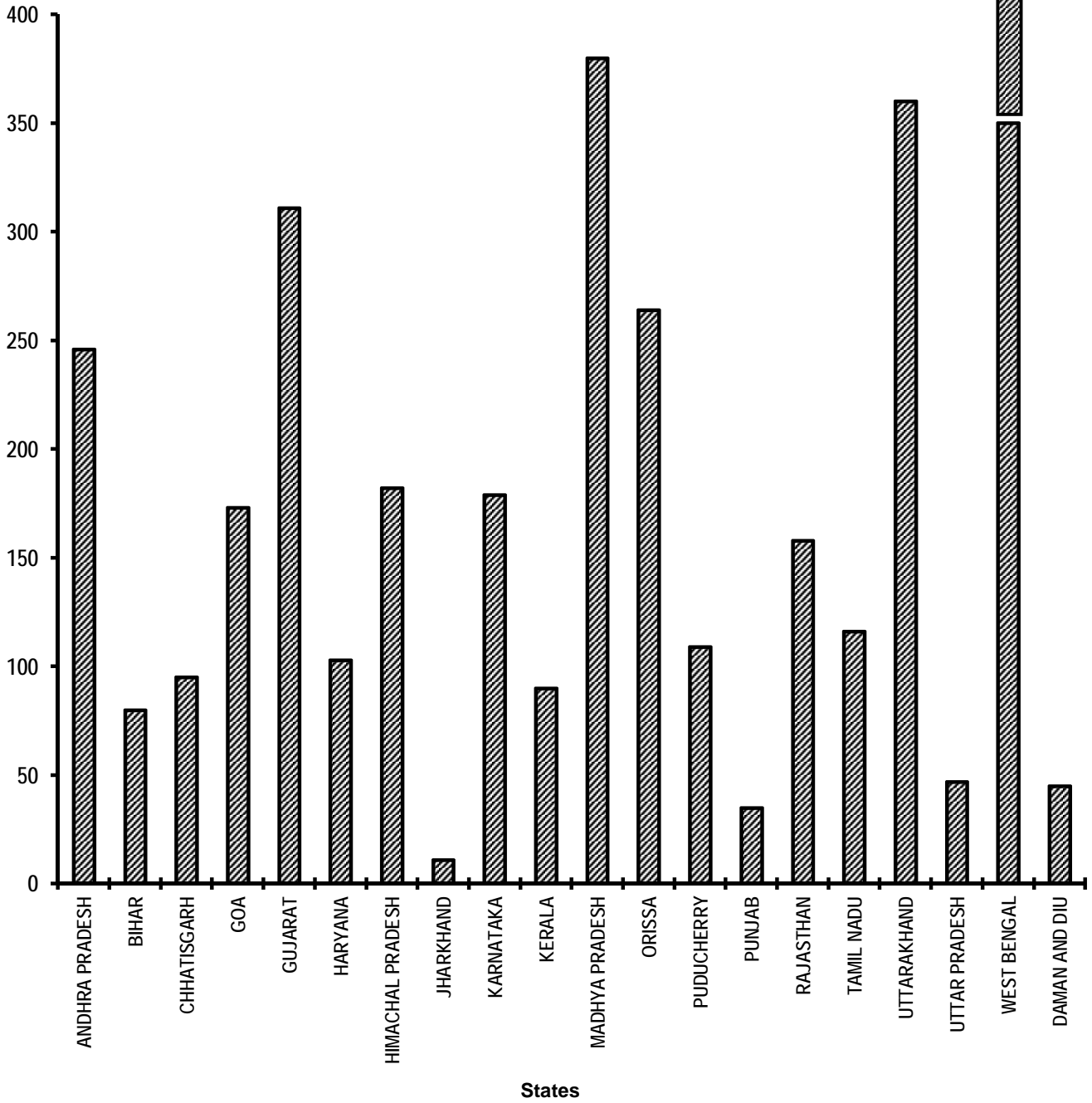


Table - 20

Supply of Electricity

Sl. No.	State/UT Name	Electricity demanded (Million Units) April,2012- February,2013	Electricity supplied (Million Units) April,2012- February,2013	Shortage observed (Million Units) April,2012- February,2013	Percentage of Electricity Supplied
(1)	(2)	(3)	(4)	(5)	(6)
1	ANDHRA PRADESH	90,069	74,523	15,546	83
2	ARUNACHAL PRADESH	548	515	33	94
3	ASSAM	5,994	5,601	393	93
4	BIHAR	14,086	11,759	2,327	83
5	CHHATISGARH	15,553	15,286	267	98
6	DELHI	24,373	24,238	135	99
7	GOA	2,865	2,791	74	97
8	GUJARAT	83,728	83,579	149	100
9	HARYANA	38,273	35,129	3,144	92
10	HIMACHAL PRADESH	8,269	8,026	243	97
11	JAMMU AND KASHMIR	14,091	10,569	3,522	75
12	JHARKHAND	6,416	6,148	268	96
13	KARNATAKA	59,908	51,810	8,098	86
14	KERALA	19,328	18,537	791	96
15	MADHYA PRADESH	47,413	42,533	4,880	90
16	MAHARASHTRA	1,13,060	1,09,329	3,731	97
17	MANIPUR	531	503	28	95
18	MEGHALAYA	1,668	1,460	208	88
19	MIZORAM	371	345	26	93
20	NAGALAND	523	494	29	94
21	ORISSA	23,045	22,216	829	96
22	PUDUCHERRY	2,127	2,088	39	98
23	PUNJAB	45,852	43,271	2,581	94
24	RAJASTHAN	50,320	48,660	1,660	97
25	SIKKIM	375	375	0	100
26	TAMIL NADU	84,060	69,518	14,542	83
27	TRIPURA	1,014	965	49	95
28	UTTARAKHAND	10,419	9,805	614	94
29	UTTAR PRADESH	83,938	70,058	13,880	83
30	WEST BENGAL	38,300	38,014	286	99
31	ANDAMAN AND NICOBAR ISLANDS	221	171	50	77
32	CHANDIGARH	1,533	1,533	0	100
33	DADRA AND NAGAR HAVELI	4,143	3,973	170	96
34	DAMAN AND DIU	1,798	1,667	131	93
35	LAKSHADWEEP	33	33	0	100
Grand Total		8,94,245	8,15,522	78,723	91

Very Good:(90% or above of targets)

ARUNACHAL PRADESH, ASSAM, CHHATISGARH, DELHI, GOA, GUJARAT, HARYANA, HIMACHAL PRADESH, JHARKHAND, KERALA, MADHYA PRADESH, MAHARASHTRA, MANIPUR, MIZORAM, NAGALAND, ORISSA, PUDUCHERRY, PUNJAB, RAJASTHAN, SIKKIM, TRIPURA, UTTARAKHAND, WEST BENGAL, CHANDIGARH, DADRA AND NAGAR HAVELI, DAMAN AND DIU, LAKSHADWEEP

Good:(Between 80% to 90% targets)

ANDHRA PRADESH, BIHAR, KARNATAKA, MEGHALAYA, TAMIL NADU, UTTAR PRADESH

Poor:(Below 80% of targets)

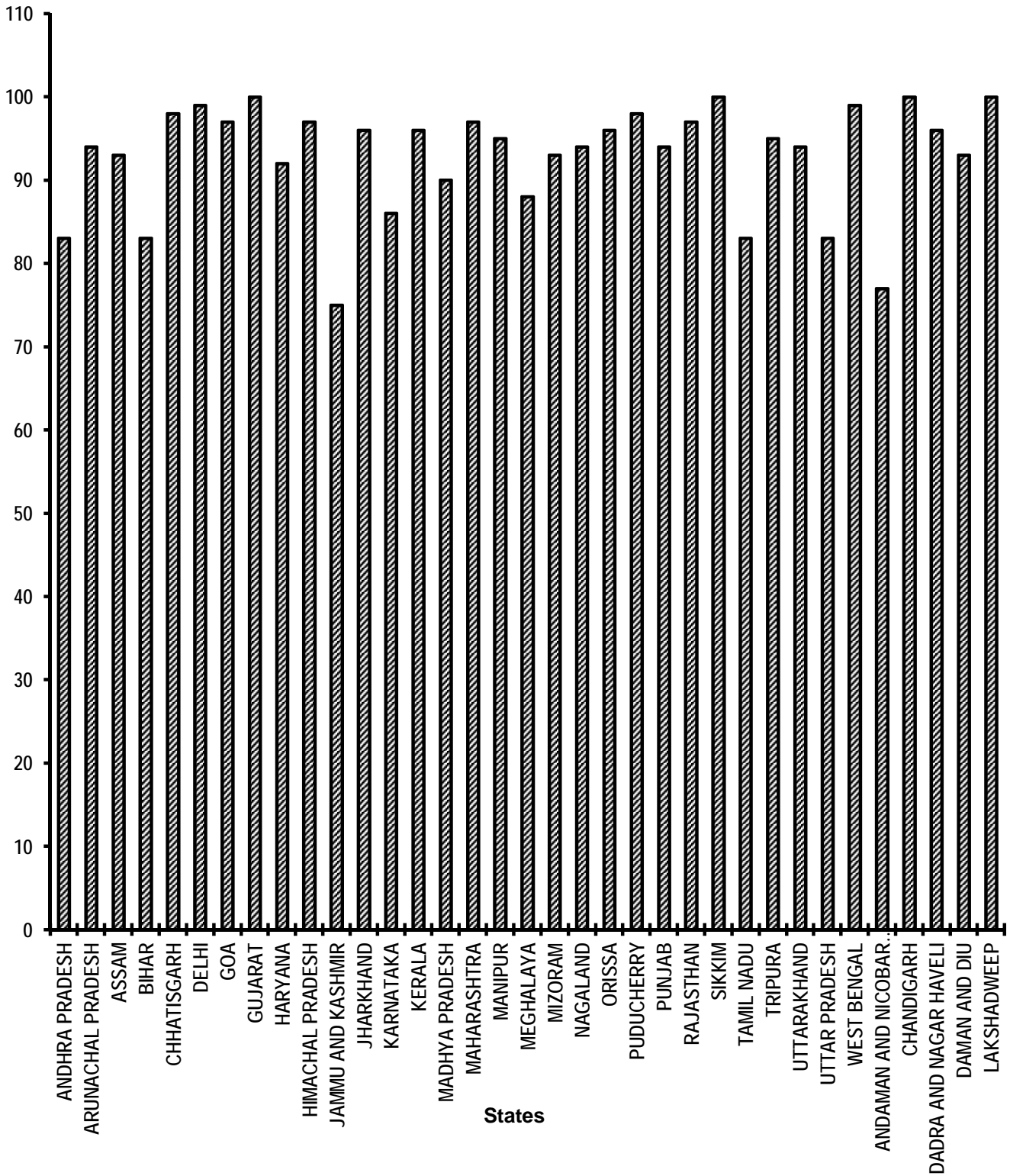
JAMMU AND KASHMIR, ANDAMAN AND NICOBAR ISLANDS

Supply of Electricity

Electricity supplied

% Achievement of Target

During April 2012 - February 2013



LIST OF ITEMS COVERED UNDER (TPP) - 2006

Point No.	Item No.	Name of the Points/Items
I.		Garibi Hatao [Poverty Eradication]
		Rural Areas
	1.	Employment generation under the <i>Mahatma Gandhi National Rural Employment Guarantee Act (MGNREGA)</i>
	2.	Swaranjayanti Gram Swarajgar Yojana (SGSY)
	3.	Rural Business Hubs in Partnership with Panchayats
	4.	Self help Groups
		Urban Areas
	5.	Swaranjayanti Shehari Rojgar Yojana
II.		Jan Shakti (Power to People)
	6.	Local Self Government (Panchayati Raj and Urban Local Bodies) - Activity Mapping for devolution of functions - Budget Flow of Funds - Assignment of Functionaries
	7.	Quick and Inexpensive Justice – Gram Nyayalayas and Nyaya Panchayats.
	8.	District Planning Committees.
III.		Kisan Mitra [Support to Farmers]
	9.	Water shed development
	10.	Marketing and infrastructural support to farmers
	11.	Irrigation facilities (including minor and micro irrigation) for agriculture
	12.	Credit to farmers
	13.	Distribution of waste land to the landless
IV.		Shramik Kalyan [Labour Welfare]
	14.	Social Security for Agricultural and Unorganised Labour
	15.	Minimum Wages Enforcement (including Farm Labour)
	16.	Prevention of Child Labour
	17.	Welfare of Women Labour
V.		Khadya Suraksha [Food Security]
	18.	Food Security: (i) Targeted Public Distribution system, (ii) Antyodaya Anna Yojana, (iii) Establishing Grain banks in chronically food scarcity areas
VI.		Subke Liye Aawas [Housing for All]
	19	Rural Housing - Indira Awas Yojana
	20.	EWS/LIG Houses in Urban Areas

Contd.....

Point No.	Item No.	Name of the Points/Items
VII.		Shudh Peya Jal [Clean Drinking Water]
	21.	Rural Areas. - National Rural Drinking Water Programme-(<i>NRDWP</i>)
	22.	Urban Areas: - Accelerated Urban Water Supply Programme
VIII.		Jan Jan Ka Swasthya [Health for All]
	23.	Control and prevention of major diseases: (a) HIV/AIDS (b) TB (c) Malaria (d) Leprosy (e) Blindness
	24.	National Rural Health Mission
	25.	Immunisation of Children
	26.	Sanitation Programme in - Rural Areas - Urban areas
	27.	Institutional Delivery
	28.	Prevention of Female Foeticide
	29.	Supplementary nutrition for Mothers and Children
	30.	Two Child norms
IX.		Sabke Liye Shiksha [Education for All]
	31.	Sarv Shiksha Abhiyan - Compulsory Elementary Education
	32.	Mid Day Meal Scheme
X.		Anusuchit Jaati, Jan Jaati, Alp-sankhyak evam Anya Pichhra Varg Kalyan [Welfare of Scheduled Castes, Scheduled Tribes, Minorities and OBCs]
	33.	SC Families Assisted
	34.	Rehabilitation of Scavengers
	35.	ST Families Assisted
	36.	Rights of Forest dwellers – Owners of minor forest produce
	37.	Particularly Vulnerable Tribal Groups (PTGs)
	38.	No alienation of Tribal lands
	39.	Implementation of Panchayats (Extension to Scheduled Areas) Act [PESA]
	40.	Welfare of Minorities
	41.	Professional education among all minority communities
	42.	Reservation of OBCs in - Education - Employment
XI.		Mahila Kalyan [Women Welfare]
	43.	Financial Assistance for Women Welfare
	44.	Improved participation of women in (a) Panchayats (b) Municipalities (c) State Legislatures (d) Parliament

Contd.....

Point No.	Item No.	Name of the Points/Items
XII.		Bal Kalyan (Child Welfare)
	45.	Universalisation of ICDS Scheme
	46.	Functional Anganwadis
XIII.		Yuva Vikas [Youth Development]
	47.	Sports for all in Rural and Urban areas
	48.	Rashtriya Sadbhavana Yojana
	49.	National Service Scheme (NSS)
XIV.		Basti Sudhar [Improvement of Slums]
	50.	Number of Urban poor families assisted under seven point charter viz. land tenure, housing at affordable cost, water, sanitation, health, education, and social security.
XV.		Paryavaran Sanrakshan evam Van Vridhi [Environment Protection and Afforestation]
	51.	Afforestation (a) Area Covered under Plantation on - Public and Forest Lands (b) Number of Seedlings planted on -Public and Forest Lands
	52.	Prevention of pollution of Rivers and water bodies
	53.	Solid and liquid waste management in - Rural Areas - Urban Areas
XVI.		Samajik Suraksha [Social Security]
	54.	Rehabilitation of handicapped and orphans.
	55.	Welfare of the aged
XVII.		Grameen Sadak [Rural Roads]
	56.	Rural Roads - PMGSY
XVIII.		Grameen Oorja [Energization of Rural Area]
	57.	Bio-diesel Production
	58.	Rajiv Gandhi Grameen Vidyutikaran Yojana
	59.	Renewable Energy
	60.	Energising Pump sets
	61.	Supply of Electricity
	62.	Supply of Kerosene and LPG
XIX.		Pichhara Kshetra Vikas [Development of Backward Areas]
	63.	Backward Regions Grants Fund (BRGF)
XX.		e- Shasan [IT enabled e-Governance]
	64.	Central and State Governments
	65.	Panchayats and Municipalities

ABBREVIATIONS USED

AAV	Antyodaya Anna Yojana
ARWSP	Accelerated Rural Water Supply Programme
DDRS	Deen Dayal Rehabilitation Scheme
EWS	Economically Weaker Section
IAY	Indira Awaas Yojana
ICDS	Integrated Child Development Scheme
LIG	Low Income Group
MWE	Minimum Wages Enforcement
NC	Not Covered
NREGS	National Rural Employment Guarantee Scheme
PC	Partially Covered
PMGSY	Prime Minister Grameen Sadak Yojana
SC	Scheduled Caste
RGGVY	Rajiv Gandhi Grameen Vidyutikaran Yojana
SGRY	Sampoorna Grameen Rojgar yojana
SGSY	Swaranjayanati Gram Swarojgar Yojana
SHG	Self Help Groups
ST	Scheduled Tribe
TPDS	Targeted Public Distribution system