

TWENTY POINT PROGRAMME-2006
PROGRESS REPORT
FOR
APRIL- NOVEMBER, 2007



GOVERNMENT OF INDIA
MINISTRY OF STATISTICS AND PROGRAMME IMPLEMENTATION
SARDAR PATEL BHAWAN, SANSAD MARG,
NEW DELHI-110 001

Website: www.mospi.gov.in

CONTENTS

	Page No.
I. Introduction	i
II. List of Twenty Points	ii
III. List of Monthly Monitored Items	iii
IV. List of items identified tentatively for ranking	iv
V. Status of receipt of targets for Monthly Monitored items	v
VI. List of items under TPP-2006 yet to be operationalised	viii

PART-I Overall Performance Analysis

VII. Progress Report	1
VIII. Highlights	3
Table - A - All India Performance	7
Table- B - State Wise Performance	8
Table- C - State Wise and Item Wise Performance	13
Table- D- Score Card and Ranking of States	23

PART- II Performance Tables

Table No.	Description of Item	
1	Employment Generation - NREG Scheme	25
2	Swaranjayanti Gram Swarojgar Yojana (SGSY)	26
3	Sampoorna Gramin Rozgar Yojana – SGRY	28
4(A)	SHGs Formed under SGSY	29
4 (B)	SHGs to whom income generating activities provided	30
5	Distribution of waste land to the landless	32
6 (A)	Minimum Wages Enforcement (Including Farm Labour) (i) Inspections made(ii) Irregularities detected(iii) Irregularities rectified	33
6(B)	Minimum Wages Enforcement (Including Farm Labour) (i) Claims filed (ii) Claims settled	34
6 (c)	Minimum Wages Enforcement (Including Farm Labour) (i) Prosecution cases pending (ii) Prosecution cases filed(iii) Prosecution cases decided	35
7(A)	Targeted Public Distribution System	36
7(B)	Antodaya Anna Yojana	38
8	Rural Housing - Indira Awaas Yojana	40
9	EWS/LIG Houses in Urban Areas	42
10(A)	Rural Areas - ARWSP Habitations (NC/PC) covered	44
10(B)	Slipped back habitations with water quality problem covered	46
11(A)	Immunisation of Children- Routine Immunisation comprising of DPT, Polio, BCG and Measles- Infants Immunised	48
11(B)	Pulse Polio Immunisation Programme- Infants Immunised	50

Contd...

Table No.	Description of Item	Page No.
12	Sanitation Programme in Rural Areas	52
13	Institutional Delivery	53
14	SC Families Assisted	54
15	ST Families Assisted	56
16	Universalization of ICDS Scheme	57
17	Functional Anganwadis	59
18	No. of Urban poor families assisted under Seven Point Charter	61
19(A)	Afforestation- Area Covered under Plantation- (Public and Forest Lands)	63
19(B)	Afforestation- Seedlings planted – (Public and Forest Lands)	65
20(A)	Rehabilitation of Handicapped and Orphans: Deen Dayal Rehabilitation Scheme- Beneficiaries	67
20(B)	Rehabilitation of Handicapped and Orphans: Assistance to Disabled persons for purchase/fitting of Aids and Appliances - Beneficiaries	68
20(C)	Rehabilitation of Handicapped and Orphans: Orphans assisted in country and inter country adoptions	69
21 (A)	Welfare of the aged: Beneficiaries under Day-care Homes	70
21 (B)	Welfare of the aged: Beneficiaries under Old-age Homes	71
23	Rural Roads – PMGSY	72
24	Rajiv Gandhi Grameen Vidyutikaran Yojana	74
25	Energising pump sets	76
26	Supply of Electricity	78

Annexures

- SC, ST, Women and Disabled Swarozgaries Assisted under SGSY Annexure -I
- Employment Generated for SC, ST and Women under SGRY Annexure -II
- Waste land distributed to SC, ST and Others Annexure -III
- List of 66 items to be monitored under TPP-2006 Annexure -IV
- Abbreviations used Annexure -V

Twenty Point Programme – 2006

An Introduction

The Twenty Point Programme (TPP) was launched by the Government of India in 1975 and restructured in 1982 and again in 1986. Over the years, the need for restructuring the Programme has been felt in the light of our achievements and experiences, as well as the introduction of several new policies and programmes by the Government of India. Although the TPP has been in existence for the last 30 years, it is still relevant today as the desired objectives of eradication of poverty and improvement in the quality of life of the common man have yet to be completely attained.

2. TPP-86 has now been restructured and is called Twenty Point Programme-2006 (TPP-2006). The programmes and schemes under the TPP-2006 are in harmony with the priorities contained in the National Common Minimum Programme (NCMP), the Millennium Development Goals (MDGs) of the United Nations and SAARC Social Charter. The original nomenclature, namely the Twenty Point Programme, which has been in existence for the past three decades, and carries the stamp of familiarity among the people and administrative agencies, has been retained.

3. TPP-2006 has Points for the benefit of both the rural and urban people. Its thrust is towards programmes for eradicating poverty and improving the quality of life of the poor and the under-privileged people all over the country. The programme covers various socio economic aspects like poverty, employment, education, housing, health, agriculture, land reforms, irrigation, drinking water, protection and empowerment of weaker sections, consumer protection, environment, e-Governance, etc.

4. TPP-2006 has 20 Points and 66 items. All the 66 items of TPP-2006 (list at *Annexure-IV*) are not amenable to reporting on monthly basis. Also, some of the schemes/programmes are yet to be operationalised by the Central Nodal Ministries concerned. These items will be monitored only after the schemes concerning them come into existence and their frequency of monitoring will be decided later. Out of the 66 items, 25 items will be monitored on monthly basis. Remaining items will be monitored on annual basis as the information in respect of these items will be made available on annual basis by the concerned Ministries. Out of 25 monthly monitored items, the performance in respect of 21 items shall be provided by the States/UTs and in respect of 4 items by the concerned Nodal Ministries. For the purpose of ranking, the performance of States on monthly basis in respect of 20 tentatively identified items/parameters have been evaluated.

5. The three-tier monitoring mechanism in TPP-1986 at District, State and Central level has been widened in TPP-2006 by including Block level monitoring. This will ensure proper and timely implementation of programmes/schemes by effective monitoring. State Governments/UT Administrations have been requested to ensure that the monitoring committees at various levels are put in place, where they do not exist. The comprehensive Guidelines on TPP-2006 have been issued and hoisted on the website (www.mospi.gov.in) of this Ministry.

Twenty Point Programme – 2006

Twenty Points

1. Garibi Hatao [Poverty Eradication]
2. Jan Shakti (Power to People)
3. Kisan Mitra [Support to Farmers]
4. Shramik Kalyan [Labour Welfare]
5. Khadya Suraksha [Food Security]
6. Subke Liye Aawas [Housing for All]
7. Shudh Peya Jal [Clean Drinking Water]
8. Jan Jan Ka Swasthya [Health for All]
9. Sabke Liye Shiksha [Education for All]
10. Anusuchit Jaati, Jan Jaati, Alp-sankhyak evam
Anya Pichhra Varg Kalyan [Welfare of Scheduled Castes,
Scheduled Tribes, Minorities and OBCs]
11. Mahila Kalyan [Women Welfare]
12. Bal Kalyan [Child Welfare]
13. Yuva Vikas [Youth Development]
14. Basti Sudhar [Improvement of Slums]
15. Paryavaran Sanrakshan evam Van Vridhi
[Environment Protection and Afforestation]
16. Samajik Suraksha [Social Security]
17. Grameen Sadak [Rural Roads]
18. Grameen Oorja [Energization of Rural Area]
19. Pichhara Kshetra Vikas [Development of Backward Areas]
20. e- Shasan [IT enabled e-Governance]

Twenty Point Programme – 2006

Monthly Monitored Items

1. Employment generation under the National Rural Employment Guarantee Scheme
2. Swaranjayanti Gram Swarojgar Yojana
3. Sampoorna Grameen Rojgar Yojana
4. Self help Groups
5. Distribution of Waste land to landless
6. Minimum Wages Enforcement (including Farm Labour)
7. Food security:
 - (i) Targeted Public Distribution system,
 - (ii) Antodaya Anna Yojana,
8. Rural Housing - Indira Awaas Yojana
9. EWS/LIG Houses in Urban Areas
10. Rural Areas.
- Accelerated Rural Water Supply Programme
11. Immunisation of Children
12. Sanitation Programme in Rural Areas
13. Institutional Delivery
14. SC Families Assisted
15. ST Families Assisted
16. Universalisation of ICDS Scheme
17. Functional Anganwadis
18. Number of Urban poor families assisted under seven point charter viz. land tenure, housing at affordable cost, water, sanitation, health, education, and social security.
19. Afforestation:
 - (a) Area Covered under Plantation on - Public and Forest Lands
 - (b) Number of Seedlings planted on -Public and Forest Lands
20. Rehabilitation of handicapped and orphans.
21. Welfare of the aged
22. Rural Roads - PMGSY
23. Rajiv Gandhi Grameen Vidyutikaran Yojana
24. Energising Pump sets
25. Supply of Electricity

Twenty Point Programme – 2006

Items tentatively identified for ranking

For the purpose of ranking the performance of States under TPP-2006 on monthly basis, the following 20 items/Parameters have been tentatively identified.

1. **Total Swarozgaries Assisted under SGSY**
2. **SHGs to whom income generating activities provided**
3. **Food security:**
 - (i) **Targeted Public Distribution System,**
 - (ii) **Antodaya Anna Yojana,**
4. **Rural Housing - Indira Awaas Yojana**
5. **EWS/LIG Houses in Urban Areas**
6. **Rural Areas:**
 - (i) **Accelerated Rural Water Supply Programme -Habitation covered (NC &PC)**
 - (ii) **Slipped back Habitations with water quality problems-ARWSP**
7. **Immunisation of Children:**
 - (i) **Routine Immunisation**
 - (ii) **Pulse Polio Immunisation**
8. **SC Family Assisted**
9. **Universalisation of ICDS Scheme**
10. **Functional Anganwadis**
11. **Number of Urban poor families assisted under seven point charter viz. land tenure, housing at affordable cost, water, sanitation, health, education, and social security.**
12. **Afforestation:**
 - (i) **Area Covered under Plantation on - Public and Forest Lands**
 - (ii) **Number of Seedlings planted on -Public and Forest Lands**
13. **Rural Roads - PMGSY**
14. **Rajiv Gandhi Grameen Vidyutikaran Yojana (RGGVY)**
15. **Energising Pump sets**
16. **Supply of Electricity**

Status of receipt of targets for Monthly Monitored items under TPP-2006

[Sl. No.	Name of the item	Parameters/ indicators	Whether targetable / non targetable	Whether targets have been received	Nodal Ministry
1	Employment generation under the National Rural Employment Guarantee Scheme	(i) No. of job card issued (ii) Employment generated (iii) Wages given	Non targetable	-	Ministry of Rural Development
2	Swaranjayanti Gram Swarojgar Yojana	Individual Swarozgaries Assisted (i) Total (ii) SC (iii) ST (iv) Women (v) Disabled person	Targetable	Yes	-do-
3	Sampoorna Grameen Rojgar Yojana	Employment Generated (i) Total (ii) SC (iii) ST (iv) Women	Non targetable	-	-do-
4	Self help Groups	SHGs under SGSY - SHGs formed - SHGs to whom income generating activities provided	Non targetable Targetable	- Yes	-do- -do-
5	Distribution of waste land to the landless	Waste Land distributed (i) Total (ii) SC (iii) ST (iv) Others	Non targetable	No	-do-
6	Rural Housing - Indira Awaas Yojana	Houses sanctioned	Targetable	Yes	-do-
7	Rural Areas - Accelerated Rural Water Supply Programme	(i) Habitations covered (NC/PC) (ii) Slipped back Habitations covered Habitations with water quality problem covered	Targetable Targetable	Yes (Targets received in respect of only fourteen States) Yes	-do- -do-
8	Sanitation Programme in Rural Areas	Individual Household latrines constructed	@	No	-do-

@: Final decision to be taken in consultation with the concerned Nodal Ministry.

Sl. No.	Name of the item	Parameters/ indicators	Whether targetable / non targetable	Whether targets have been received	Nodal Ministry
9	Rural Roads – PMGSY	Length of Road Constructed	Targetable	Yes	-do-
10.	Minimum Wages Enforcement (including Farm Labour)	Agriculture and Farm workers (i) Inspections made (ii) Irregularities detected (iii) Irregularities rectified (iv) Claims filed (v) claims settled (vi) Prosecution cases pending (vii) Prosecution cases filed (viii) Prosecution cases decided (b) others	Non targetable	-	Ministry of Labour & Employment
11.	Food security: (i) Targeted Public Distribution system (ii) Antodaya Anna Yojana	Allocation of Food Grains to States/UTs Allocation of Food Grains to States/UTs	Targetable -do-	Yes Yes	Ministry of Consumer Affairs -do-
12	Immunisation of Children	(i) Routine Immunisation comprising of Tetnus, DPT, Polio, BCG and Measles (ii) Pulse Polio Immunisation Programme	Targetable Targetable	Yes Yes	Ministry of Health & Family Welfare -do-
13	Institutional Delivery	Delivery in Institutions	Non targetable	No	-do-
14.	SC Families Assisted	SC Families Assisted	Targetable	Yes	M/o Social Justice and Empowerment
15	Welfare of the aged	Under the Scheme – Integrated Programme for older persons – (i) Beneficiaries under Day-care Homes (i) Beneficiaries under Old-age Homes	@	No	-do-

@: Final decision to be taken in consultation with the concerned Nodal Ministry.

Sl. No.	Name of the item	Parameters/ indicators	Whether targetable / non targetable	Whether targets have been received	Nodal Ministry
16	Rehabilitation of handicapped and orphans	Rehabilitation of handicapped (i) Deen Dayal Rehabilitation Scheme - Beneficiaries (ii) Assistance to Disabled persons for purchase/fitting of Aids and Appliances - Beneficiaries Rehabilitation of Orphans (i) Assistance to Home for Children (Shishu Greh) - In country adoptions -Inter country adoptions	@ Non Targetable Non Targetable	No - -	M/o Social Justice and Empowerment Ministry of Women and Child Development -do-
17	ST Families Assisted	ST Families Assisted	Targetable	Yes (State-wise targets not received)	Ministry of Tribal Affairs
18	Universalisation of ICDS Scheme	ICDS Blocks Operational (Cumulative)	Targetable	Yes	Ministry of Women and Child Development
19.	Functional Anganwadis	Anganwadis Functional (cumulative)	Targetable	Yes	-do-
20	EWS/LIG Houses in Urban Areas	Houses sanctioned	Targetable	Yes (Targets received in respect of seventeen States/UTs)	M/o Housing and Urban Poverty Alleviation
21	Number of Urban poor families assisted under seven point charter viz. land tenure, housing at affordable cost, water, sanitation, health, education, and social security.	Poor Families Assisted	Targetable	Yes (Targets received in respect of eleven States/UTs)	-do-

@: Final decision to be taken in consultation with the concerned Nodal Ministry.

Sl. No.	Name of the item	Parameters/ indicators	Whether targetable / non targetable	Whether targets have been received	Nodal Ministry
22	Afforestation (a) Area Covered under Plantation on - Public and Forest Lands	(a) Area Covered under Plantation on - Public and Forest Lands	Targetable	Yes	Ministry of Environment and Forest
	(b) Number of Seedlings planted on -Public and Forest Lands	(b) Number of Seedlings planted on -Public and Forest Lands	Targetable	Yes	-do-
23	Rajiv Gandhi Grameen Vidyutikaran Yojana	Villages electrified	Targetable	Yes	Ministry of Power
24	Energising Pump sets	Pumpsets Energised	Targetable	Yes	-do-
25	Supply of Electricity	Electricity demanded	Targetable	Yes	-do-

List of items where the concerned schemes are yet to be operationalised

- (i) Quick and inexpensive justice – Gram Nyayalayas and Nyaya Panchayats.
- (ii) Social Security for Agricultural and Unorganized Labour
- (iii) Reservation of OBCs in Education
- (iv) Sports for all in Rural and Urban Areas
- (v) IT enabled e-Governance for Panchayats and Municipalities

List of items which have been operationalised subsequently

(1) *Rural Business Hubs in Partnership with Panchayats*: Rural Business Hubs as a Centrally Sponsored Scheme has been approved during August-2007. The parameter/ indicator to be monitored on annual basis is the “number of MOUs signed under various schemes”.

(2) *Rehabilitation of Scavengers*: The Self Employment Scheme for “Rehabilitation of Manual Scavengers” (SRMS) has become operational w.e.f. 9th January, 2007. The parameter/ indicator to be monitored on annual basis is the “number of manual scavenges and their dependents assisted for rehabilitation”.

(3) *Rights of Forest dwellers – Owners of minor forest produce*: The Bill concerning “Rights of Forest Dwellers” - Owners of minor forest produce has been passed. The information on indicators/ parameters to be monitored and frequency of monitoring is awaited from Ministry of Tribal Affairs.

Item Merged

Dry Land Farming: Consequent to the decision of Ministry of Finance and Planning Commission on the EFC of “Enhancing Sustainability of Dry Land Farming System” for XI Five Year Plan, Dry Land Farming has been merged with new initiatives of the Department- ‘Rainfed Area Development Programme’. As of now, there is no separate scheme on Dryland Farming.

PART - I

TWENTY POINT PROGRAMME - 2006

OVERALL PERFORMANCE ANALYSIS

TWENTY POINT PROGRAMME-2006

Progress Report – (April-November, 2007)

This monthly progress report of Twenty Point Programme-2006 consists of two parts: **Part-I** contains an analysis of the overall performance, and **Part-II** deals with item-wise performance.

2. The report is compiled on the basis of data received from the Central Nodal Ministries and State Governments/UT Administrations. The data is received either through web enabled software developed by National Informatics Centre (NIC) Cell in this Ministry or through Fax/e-mail/post. The processing of data has been done in association with NIC Cell.

3. The analysis for the period April-November, 2007 shows that the performance under *ten* items has been **‘Very Good’** (90% or above the targets). These items are:

- (i) Total Swarozgaries Assisted- SGSY
- (ii) SHGs to whom income generating activities provided
- (iii) Urban Poor Families Assisted under Seven Point Charter
- (iv) Routine Immunisation of Children
- (v) Seedlings Planted (Public and Forest Lands)
- (vi) Anganwadis Functional (Cum.)
- (vii) ICDS Blocks Operational (Cum.)
- (viii) Area Covered under Plantation (Public and Forest Lands)
- (ix) Food Security (Antodaya Anna Yojana)
- (x) Supply of Electricity

4. The performance of *one* item has been **‘Good’** (80% to 90% of target). The item is:

- (i) Food Security (Targeted Public Distribution System)

5. The performance of nine items has been **‘Poor’** (below 80% of target). These items are:

- (i) Villages Electrified- RGGVY
- (ii) Road Constructed-PMGSY
- (iii) Habitations covered (NC and PC)- ARWSP
- (iv) SC Family Assisted
- (v) Pumpsets Energised
- (vi) Houses Constructed – IAY
- (vii) Pulse Polio Immunisation
- (viii) Houses constructed – EWS/LIG
- (ix) Slipped back Habitations with water quality problems covered–ARWSP

6. Some of items under TPP-2006 like National Rural Employment Guarantee Scheme-NREGS, Sapoorna Gramin Rojgar Yojana (SGRY) and Self help Groups formed under SGSY being demand driven are being monitored by concerned Ministries without targets. These items shall not be considered for the purpose of ranking. The items where quarterly/ annual targets have been provided by the Ministries concerned, monthly targets have been worked out on prorata basis.

7. Targets in respect of items/ parameters- “Individual Household Latrines Constructed in Rural Areas” from Ministry of Rural Development, “ST Families Assisted” from Ministry of Tribal Affairs, “Rehabilitation of Handicapped & Orphans” and “Welfare of Aged” from Ministry of Social Justice & Empowerment have not been received so far.

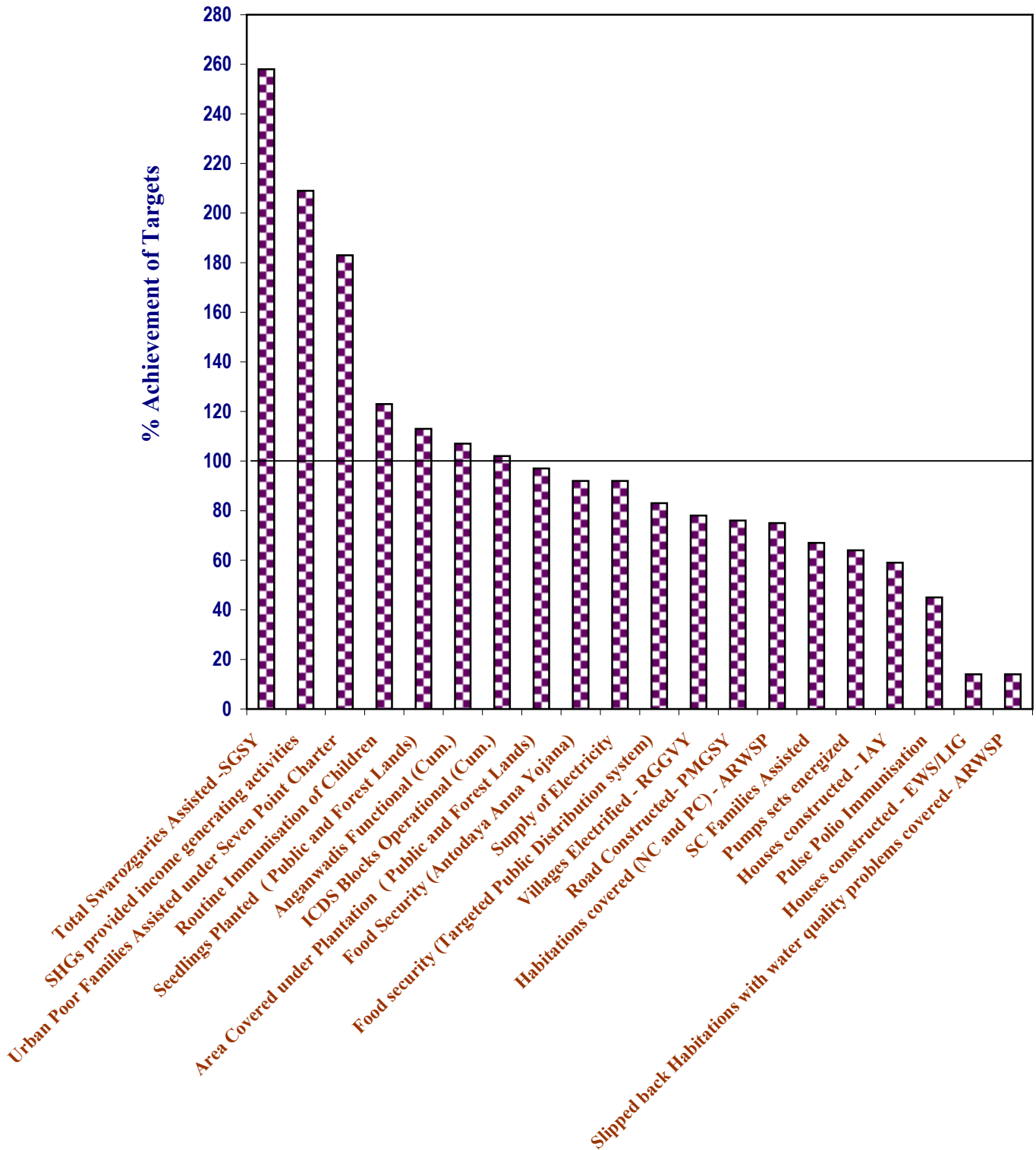
HIGHLIGHTS

Sl. No.	Item	Achievement for April-November, 2007
Employment generated under NREGS.		
1	No. of Job cards issued	447.56 lakh Job cards issued
2	Employment generated	7522.29 Lakh mandays of employment generated
3	Wages given	Rs. 4841.90 Cr. given as wages
Swaranjayanti Gram Swarozgar Yojana		
4	No. of Individual Swarozgaries Assisted	5.03 lakh Swarozgaries Assisted
Sampoorna Grameen Rojgar Yojana		
5	Employment Generated	1498.63 lakh manday of employment generated
Self help Groups		
6	No. of SHGs formed	1.74 lakh SHGs formed
7	No. of SHGs to whom income generating activities provided	1.22 lakh SHGs provided with income generating activities
Distribution of waste land to the landless		
8	Land distributed	2.34 lakh hectare of Wasteland Distributed to landless
Minimum Wages Enforcement (Including Farm Labour)		
9	No. of Inspections made	1,29,362 Inspections made
10	No. of Irregularities detected	30,521 Irregularities detected
11	No. of Irregularities rectified	27,487 Irregularities rectified
12	No. of Claims filed	4,601 Farm worker claims filed
13	No. of Claims settled	4,306 Farm worker claims settled
14	No. of Prosecution cases Pending	16,018 Prosecution cases Pending
15	No. of Prosecution cases filed	132 Prosecution cases filed
16	No. of Prosecution cases decided	360 Prosecution cases decided
Food Security: (i) TPDS (ii) AAY		
17	Off take of food grains by States/UTs under TPDS	218.11 lakh tones of food grains lifted
18	Off take of food grains by States/UTs under AAY	61.90 lakh tonnes of food grains lifted
Rural Housing- Indira Awaas Yojana		
19	No. of Houses constructed	8.34 lakh houses have been provided to the rural poor families
EWS/LIG Houses in Urban Areas		
20	No. of Houses constructed	12,070 houses have been provided
Rural Areas. - Accelerated Rural Water Supply Programme		
21	Habitations covered (NC and PC)	6,927 Habitations covered under (NC and PC)
22	Slipped back Habitations with water quality problems covered	10,971 Habitation covered
Immunisation of Children		
23	Routine Immunisation of Children	211.27 lakh infants immunized
24	Pulse Polio Immunisation Programme	3124.21 lakh infants covered

Contd.....

Sl. No.	Item	Achievement for April-November, 2007
Sanitation Programme in Rural Areas		
25	No. of Individual household latrines constructed	58.37 lakh Individual H.H. latrines constructed
Institutional Delivery		
26	No. of Deliveries in Institution	75.60 lakh pregnant mothers delivered in institutions
SC Families Assisted		
27	No. of SC Families Assisted	21.32 lakh Scheduled Caste families assisted
ST Families Assisted		
28	No. of ST Families Assisted	17.32 lakh Scheduled Tribe families assisted
Universalisation of ICDS Schemes		
29	No. of ICDS Blocks Operational (Cum.)	6,221 ICDS Blocks in the country are in operation
Functional Anganwadis		
30	No. of Anganwadis Functional (Cum.)	10.08 lakh Anganwadis are functioning
Number of Urban poor families assisted under seven point charter viz. land tenure, housing at affordable cost, water, sanitation, health, education, and social security.		
31	No. of Poor Families Assisted	1.48 lakh families in slum areas have been provided with basic amenities
Afforestation:		
(i) Area Covered under Plantation (Public & Forest Lands)		
(ii) Seedlings planted (Public and Forest Lands)		
32	Area Covered under Plantation (Public and Forest Lands)	12.05 lakh hectares covered
33	Seedlings planted (Public and Forest Lands)	90.72 Crore seedling planted
Rehabilitation of Handicapped and Orphans		
34	No. of handicapped rehabilitated under Deen Dayal Rehabilitation Scheme	65,259 Persons benefited
35	No. of disabled persons assisted for purchase/fitting of Aids & Appliances	33,953 Persons benefited
36	Orphans adopted in country	1,127 Orphans adopted
37	Orphans adopted inter country	339 Orphans adopted
Welfare of the aged		
38	No. of beneficiaries assisted under Day-care Homes (<i>Integrated programme for older persons</i>)	39,150 Beneficiaries assisted
39	No. of beneficiaries assisted under Old-age Homes (<i>Integrated programme for older persons</i>)	60,390 lakh Beneficiaries assisted
Rural Road- PMGSY		
40	Length of Road Constructed	22,727 Kms road constructed
Rajiv Gandhi Grameen Vidyutikaran Yojana		
41	No. of Villages Electrified	16,713 Villages electrified
Energized Pumps sets		
42	No. of Pumps sets energized	1.87 lakh Pumpsets energized for irrigation purposes
Supply of Electricity		
43	Electricity supplied (MU)	4,34,883 million units (MU)

PERFORMANCE DURING April to November, 2007



ACHIEVEMENT HIGHLIGHTS

PERFORMANCE DURING April to November, 2007

The cumulative performance during April to November, 2007 has been "Very Good" for 10 items, "Good" for 1 item, and "Poor" for 9 items.

A. "Very Good" Performance (90% or above of targets)

<u>No.</u>	<u>Items</u>	<u>% Achievement</u>
01B01	Total Swarozgaries Assisted -SGSY	258
01E02	SHGs provided income generating activities	209
14A01	Urban Poor Families Assisted under Seven Point Charter	183
08C01	Routine Immunisation of Children	123
15A02	Seedlings Planted (Public and Forest Lands)	113
12B01	Anganwadis Functional (Cum.)	107
12A01	ICDS Blocks Operational (Cum.)	102
15A01	Area Covered under Plantation (Public and Forest Lands)	97
05B02	Food Security (Antodaya Anna Yojana)	92
18E02	Supply of Electricity	92

B. "Good" Performance (80% to 90%)

05A01	Food security (Targeted Public Distribution system)	83
-------	---	----

C. Areas of concern-where the performance is below 80%

18B01	Villages Electrified - RGGVY	78
17A01	Road Constructed- PMGSY	76
07A01	Habitations covered (NC and PC) - ARWSP	75
10A01	SC Families Assisted	67
18D01	Pumps sets energized	64
06A01	Houses constructed - IAY	59
08C02	Pulse Polio Immunisation	45
06B01	Houses constructed - EWS/LIG	14
07A02	Slipped back Habitations with water quality problems covered- ARWSP	14

Table - A

Targets for 2007-2008 & April to November, 2007 and achievements during the period April to November, 2007

ALL INDIA PERFORMANCE

Sl. No.	Item Code	Item Description	Units	Targets		Achievements	% Achievements of Targets during April - November,2007
				2007-2008	April - November,2007	April - November,2007	
1	01B01	Total Swarozgaries Assisted - SGSY	Number	2,92,379	1,94,852	5,02,930	258
2	01E02	SHGs provided income generating activities	Number	1,06,037	58,298	1,21,874	209
3	05A02	Off take by States/UTs - TPDS	Tonnes	-	2,62,42,504	2,18,10,711	83
4	05B02	Off take by States/UTs - AAY	Tonnes	-	67,17,285	61,89,558	92
5	06A01	Houses constructed - IAY	Number	21,27,184	14,18,072	8,34,454	59
6	06B01	Houses constructed - EWS/LIG	Number	1,33,956	89,266	12,070	14
7	07A01	Habitations covered (NC and PC) - ARWSP	Number	16,886	9,287	6,927	75
8	07A02	Slipped back Habitations with water quality problems covered- ARWSP	Number	1,38,613	79,469	10,971	14
9	08C01	Routine Immunisation of Children	Number	2,57,72,056	1,71,81,336	2,11,27,068	123
10	08C02	Pulse Polio Immunisation	Number	1,12,14,38,709	69,72,74,931	31,24,20,556	45
11	10A01	SC Families Assisted	Number	47,74,200	31,82,720	21,31,570	67
12	12A01	ICDS Blocks Operational (Cum.)	Number	6,229	6,118	6,221	102
13	12B01	Anganwadis Functional (Cum.)	Number	10,17,952	9,46,060	10,07,610	107
14	14A01	Urban Poor Families Assisted under Seven Point Charter	Number	1,21,501	80,968	1,48,232	183
15	15A01	Area Covered under Plantation (Public and Forest Lands)	Hectares	18,60,000	12,39,900	12,05,455	97
16	15A02	Seedlings Planted (Public and Forest Lands)	Number	1,20,90,10,000	80,60,06,552	90,71,51,907	113
17	17A01	Road Constructed- PMGSY	Kilometer	54,401	29,901	22,727	76
18	18B01	Villages Electrified - RGGVY	Number	40,000	21,505	16,713	78
19	18D01	Pumps sets energized	Number	4,36,200	2,90,760	1,87,028	64
20	18E02	Electricity supplied	Million Units	-	4,72,630	4,34,883	92

Table - B

STATE-WISE PERFORMANCE DURING April to November, 2007 (PERCENT ACHIEVEMENT)

Item No.	Description	ALL INDIA	AP	ARP	AS	BI	CHHA.	DELHI	GOA
01B01	Total Swarozgaries Assisted - SGSY	258	116	0	6	42	78	NA	56
01E02	SHGs provided income generating activities	209	725	0	81	36	66	NA	221
05A01	Food security (Targeted Public Distribution system)	83	88	51	102	59	91	89	125
05B02	Food Security (Antodaya Anna Yojana)	92	100	50	99	85	103	72	81
06A01	Houses constructed - IAY	59	92	0	68	35	28	NA	39
06B01	Houses constructed - EWS/LIG	14	NA	0	NA	NA	23	29	NA
07A01	Habitations covered (NC and PC) - ARWSP	75	NA	0	84	NA	NA	NA	NA
07A02	Slipped back Habitations with water quality problems covered- ARWSP	14	35	0	8	0	77	NA	NA
08C01	Routine Immunisation of Children	123	199	124	62	34	21	87	101
08C02	Pulse Polio Immunisation	45	28	NA	6	0	100	56	NA
10A01	SC Families Assisted	67	38	NA	13	8	0	10	16
12A01	ICDS Blocks Operational (Cum.)	102	102	108	130	100	99	147	100
12B01	Anganwadis Functional (Cum.)	107	104	141	97	100	100	133	105
14A01	Urban Poor Families Assisted under Seven Point Charter	183	251	NA	0	21	0	NA	NA
15A01	Area Covered under Plantation (Public and Forest Lands)	97	79	8	0	190	86	394	71
15A02	Seedlings Planted (Public and Forest Lands)	113	185	10	48	195	80	6,963	185
17A01	Road Constructed- PMGSY	76	93	76	0	77	41	NA	0
18B01	Villages Electrified - RGGVY	78	45	NA	0	48	0	NA	NA
18D01	Pumps sets energized	64	94	NA	NA	49	27	NA	NA
18E02	Supply of Electricity	92	96	87	93	90	95	100	99

NA - Not Applicable

Table - B(Contd.)

STATE-WISE PERFORMANCE DURING April to November, 2007 (PERCENT ACHIEVEMENT)

Item No.	Description	ALL							
		INDIA	GUJ	HRY	HP	J&K	JHAR.	KAR	KER
01B01	Total Swarozgaries Assisted - SGSY	258	373	333	412	233	177	496	81
01E02	SHGs provided income generating activities	209	147	100	116	113	193	1,659	73
05A01	Food security (Targeted Public Distribution system)	83	72	70	92	90	79	69	99
05B02	Food Security (Antodaya Anna Yojana)	92	89	95	95	100	90	95	100
06A01	Houses constructed - IAY	59	64	43	41	55	71	45	56
06B01	Houses constructed - EWS/LIG	14	152	5	0	NA	NA	NA	NA
07A01	Habitations covered (NC and PC) - ARWSP	75	NA	NA	243	57	NA	306	50
07A02	Slipped back Habitations with water quality problems covered- ARWSP	14	24	4	0	0	6	19	50
08C01	Routine Immunisation of Children	123	79	92	103	160	256	98	353
08C02	Pulse Polio Immunisation	45	193	2	NA	NA	71	24	NA
10A01	SC Families Assisted	67	85	57	15	21	159	35	24
12A01	ICDS Blocks Operational (Cum.)	102	100	100	100	100	88	100	100
12B01	Anganwadis Functional (Cum.)	107	103	100	100	92	137	105	112
14A01	Urban Poor Families Assisted under Seven Point Charter	183	75	NA	NA	NA	NA	NA	NA
15A01	Area Covered under Plantation (Public and Forest Lands)	97	118	77	90	13	47	146	134
15A02	Seedlings Planted (Public and Forest Lands)	113	138	25	12	10	193	195	132
17A01	Road Constructed- PMGSY	76	0	142	120	75	241	50	84
18B01	Villages Electrified - RGGVY	78	0	0	NA	NA	165	179	NA
18D01	Pumps sets energized	64	157	158	216	NA	62	81	94
18E02	Supply of Electricity	92	86	91	99	71	91	98	98

NA - Not Applicable

Table - B(Contd.)

STATE-WISE PERFORMANCE DURING April to November, 2007 (PERCENT ACHIEVEMENT)

Item No.	Description	ALL							
		INDIA	MP	MAH	MANI	MEGH	MIZ	NAGA	ORI
01B01	Total Swarozgaries Assisted - SGSY	258	175	25	0	127	0	92	6
01E02	SHGs provided income generating activities	209	33	79	0	0	0	126	115
05A01	Food security (Targeted Public Distribution system)	83	94	81	96	97	86	105	81
05B02	Food Security (Antodaya Anna Yojana)	92	97	82	101	100	94	99	80
06A01	Houses constructed - IAY	59	64	55	29	25	61	199	34
06B01	Houses constructed - EWS/LIG	14	14	0	NA	NA	NA	NA	NA
07A01	Habitations covered (NC and PC) - ARWSP	75	NA	20	NA	19	NA	17	NA
07A02	Slipped back Habitations with water quality problems covered- ARWSP	14	2	15	0	39	0	0	7
08C01	Routine Immunisation of Children	123	88	362	144	51	212	158	78
08C02	Pulse Polio Immunisation	45	0	35	NA	NA	NA	NA	10
10A01	SC Families Assisted	67	92	52	0	NA	NA	NA	21
12A01	ICDS Blocks Operational (Cum.)	102	100	100	112	100	100	100	100
12B01	Anganwadis Functional (Cum.)	107	114	100	170	100	106	100	111
14A01	Urban Poor Families Assisted under Seven Point Charter	183	NA	NA	NA	35	NA	NA	NA
15A01	Area Covered under Plantation (Public and Forest Lands)	97	150	82	80	52	158	53	113
15A02	Seedlings Planted (Public and Forest Lands)	113	118	169	245	86	115	0	19
17A01	Road Constructed- PMGSY	76	56	50	856	0	61	0	56
18B01	Villages Electrified - RGGVY	78	0	44	NA	NA	NA	NA	0
18D01	Pumps sets energized	64	84	42	NA	NA	NA	NA	39
18E02	Supply of Electricity	92	90	84	93	77	81	88	98

NA - Not Applicable

Table - B(Contd.)

STATE-WISE PERFORMANCE DURING April to November, 2007 (PERCENT ACHIEVEMENT)

Item No.	Description	ALL							
		INDIA	PUDU	PUN	RAJ	SIK	TN	TRI	UTTA.
01B01	Total Swarozgaries Assisted - SGSY	258	0	173	199	311	2,276	0	317
01E02	SHGs provided income generating activities	209	154	105	40	81	129	110	130
05A01	Food security (Targeted Public Distribution system)	83	30	43	88	106	80	90	85
05B02	Food Security (Antodaya Anna Yojana)	92	55	52	93	100	102	80	90
06A01	Houses constructed - IAY	59	5	64	39	84	143	11	57
06B01	Houses constructed - EWS/LIG	14	NA	0	45	100	30	0	NA
07A01	Habitations covered (NC and PC) - ARWSP	75	NA	880	22	NA	NA	NA	14
07A02	Slipped back Habitations with water quality problems covered- ARWSP	14	85	13	16	0	2	24	56
08C01	Routine Immunisation of Children	123	79	109	90	99	113	92	103
08C02	Pulse Polio Immunisation	45	0	79	13	NA	NA	NA	76
10A01	SC Families Assisted	67	106	70	84	40	97	16	77
12A01	ICDS Blocks Operational (Cum.)	102	100	100	101	100	100	104	100
12B01	Anganwadis Functional (Cum.)	107	100	116	103	100	103	102	102
14A01	Urban Poor Families Assisted under Seven Point Charter	183	NA	NA	NA	356	0	562	NA
15A01	Area Covered under Plantation (Public and Forest Lands)	97	100	17	135	17	58	71	162
15A02	Seedlings Planted (Public and Forest Lands)	113	326	21	128	18	20	146	67
17A01	Road Constructed- PMGSY	76	NA	148	122	52	13	0	73
18B01	Villages Electrified - RGGVY	78	NA	NA	14	NA	NA	NA	31
18D01	Pumps sets energized	64	NA	179	72	NA	175	NA	149
18E02	Supply of Electricity	92	100	94	99	98	98	90	99

NA - Not Applicable

Table - B(Contd.)

STATE-WISE PERFORMANCE DURING April to November, 2007 (PERCENT ACHIEVEMENT)

Item No.	Description	ALL							
		INDIA	UP	WB	A&N	CHND.	D&N	D&D	LAKSH
01B01	Total Swarozgaries Assisted - SGSY	258	348	91	110	NA	43	0	357
01E02	SHGs provided income generating activities	209	165	304	383	NA	0	0	267
05A01	Food security (Targeted Public Distribution system)	83	91	87	63	117	19	27	63
05B02	Food Security (Antodaya Anna Yojana)	92	97	85	74	174	17	35	47
06A01	Houses constructed - IAY	59	80	59	12	NA	0	1	149
06B01	Houses constructed - EWS/LIG	14	65	97	NA	0	NA	NA	0
07A01	Habitations covered (NC and PC) - ARWSP	75	NA	NA	NA	NA	0	NA	0
07A02	Slipped back Habitations with water quality problems covered- ARWSP	14	17	29	0	NA	NA	NA	NA
08C01	Routine Immunisation of Children	123	107	76	85	97	93	70	53
08C02	Pulse Polio Immunisation	45	80	62	NA	97	NA	NA	NA
10A01	SC Families Assisted	67	50	21	NA	83	NA	NA	NA
12A01	ICDS Blocks Operational (Cum.)	102	104	99	100	100	50	100	100
12B01	Anganwadis Functional (Cum.)	107	105	116	108	112	100	100	118
14A01	Urban Poor Families Assisted under Seven Point Charter	183	0	NA	NA	NA	NA	NA	0
15A01	Area Covered under Plantation (Public and Forest Lands)	97	106	22	87	230	156	162	25
15A02	Seedlings Planted (Public and Forest Lands)	113	122	54	80	192	335	93	169
17A01	Road Constructed- PMGSY	76	85	46	NA	NA	NA	NA	NA
18B01	Villages Electrified - RGGVY	78	93	153	NA	NA	NA	NA	NA
18D01	Pumps sets energized	64	59	48	NA	NA	NA	NA	NA
18E02	Supply of Electricity	92	86	97	75	100	100	90	100

NA - Not Applicable

Table - C

Items in which the States/UTs performance is Very Good (90% and above),
Good (80% to 90%) and Poor (below 80%) during the period
April to November, 2007

1. ANDHRA PRADESH

Very Good

Total Swarozgaries Assisted -SGSY, SHGs provided income generating activities, Off take by States/UTs - AAY, Houses constructed - IAY, Routine Immunisation of Children, ICDS Blocks Operational (Cum.), Anganwadis Functional (Cum.), Urban Poor Families Assisted under Seven Point Charter, Seedlings Planted (Public and Forest Lands), Road Constructed- PMGSY, Pumps sets energized, Electricity supplied

Good

Off take by States/UTs -TPDS

Poor

Slipped back Habitations with water quality problems covered- ARWSP, Pulse Polio Immunisation, SC Families Assisted, Area Covered under Plantation (Public and Forest Lands), Villages Electrified - RGGVY

2. ARUNACHAL PRADESH

Very Good

Routine Immunisation of Children, ICDS Blocks Operational (Cum.), Anganwadis Functional (Cum.)

Good

Electricity supplied

Poor

Total Swarozgaries Assisted -SGSY, SHGs provided income generating activities, Off take by States/UTs - TPDS, Off take by States/UTs - AAY, Houses constructed - IAY, Houses constructed - EWS/LIG, Habitations covered (NC and PC) - ARWSP, Slipped back Habitations with water quality problems covered- ARWSP, Area Covered under Plantation (Public and Forest Lands), Seedlings Planted (Public and Forest Lands), Road Constructed- PMGSY

3. ASSAM

Very Good

Off take by States/UTs -TPDS, Off take by States/UTs - AAY, ICDS Blocks Operational (Cum.), Anganwadis Functional (Cum.), Electricity supplied

Good

SHGs provided income generating activities, Habitations covered (NC and PC) - ARWSP

Poor

Total Swarozgaries Assisted -SGSY, Houses constructed - IAY, Slipped back Habitations with water quality problems covered- ARWSP, Routine Immunisation of Children, Pulse Polio Immunisation, SC Families Assisted, Urban Poor Families Assisted under Seven Point Charter, Area Covered under Plantation (Public and Forest Lands), Seedlings Planted (Public and Forest Lands), Road Constructed- PMGSY, Villages Electrified - RGGVY

4. BIHAR

Very Good

ICDS Blocks Operational (Cum.), Anganwadis Functional (Cum.), Area Covered under Plantation (Public and Forest Lands), Seedlings Planted (Public and Forest Lands), Electricity supplied

Good

Off take by States/UTs - AAY

Poor

Total Swarozgaries Assisted -SGSY, SHGs provided income generating activities, Off take by States/UTs - TPDS, Houses constructed - IAY, Slipped back Habitations with water quality problems covered- ARWSP, Routine Immunisation of Children, Pulse Polio Immunisation, SC Families Assisted, Urban Poor Families Assisted under Seven Point Charter, Road Constructed- PMGSY, Villages Electrified - RGGVY, Pumps sets energized

Table - C (Contd.)

5. CHHATISGARH

Very Good

Off take by States/UTs -TPDS, Off take by States/UTs - AAY, Pulse Polio Immunisation, ICDS Blocks Operational (Cum.), Anganwadis Functional (Cum.), Electricity supplied

Good

Area Covered under Plantation (Public and Forest Lands), Seedlings Planted (Public and Forest Lands)

Poor

Total Swarozgaries Assisted -SGSY, SHGs provided income generating activities, Houses constructed - IAY, Houses constructed - EWS/LIG, Slipped back Habitations with water quality problems covered- ARWSP, Routine Immunisation of Children, SC Families Assisted, Urban Poor Families Assisted under Seven Point Charter, Road Constructed- PMGSY, Villages Electrified - RGGVY, Pumps sets energized

6. DELHI

Very Good

ICDS Blocks Operational (Cum.), Anganwadis Functional (Cum.), Area Covered under Plantation (Public and Forest Lands), Seedlings Planted (Public and Forest Lands), Electricity supplied

Good

Off take by States/UTs -TPDS, Routine Immunisation of Children

Poor

Off take by States/UTs - AAY, Houses constructed - EWS/LIG, Pulse Polio Immunisation, SC Families Assisted

7. GOA

Very Good

SHGs provided income generating activities, Off take by States/UTs -TPDS, Routine Immunisation of Children, ICDS Blocks Operational (Cum.), Anganwadis Functional (Cum.), Seedlings Planted (Public and Forest Lands), Electricity supplied

Good

Off take by States/UTs - AAY

Poor

Total Swarozgaries Assisted -SGSY, Houses constructed - IAY, SC Families Assisted, Area Covered under Plantation (Public and Forest Lands), Road Constructed- PMGSY

8. GUJARAT

Very Good

Total Swarozgaries Assisted -SGSY, SHGs provided income generating activities, Houses constructed - EWS/LIG, Pulse Polio Immunisation, ICDS Blocks Operational (Cum.), Anganwadis Functional (Cum.), Area Covered under Plantation (Public and Forest Lands), Seedlings Planted (Public and Forest Lands), Pumps sets energized

Good

Off take by States/UTs - AAY, SC Families Assisted, Electricity supplied

Poor

Off take by States/UTs -TPDS, Houses constructed - IAY, Slipped back Habitations with water quality problems covered- ARWSP, Routine Immunisation of Children, Urban Poor Families Assisted under Seven Point Charter, Road Constructed- PMGSY, Villages Electrified - RGGVY

Table - C (Contd.)

9. HARYANA

Very Good

Total Swarozgaries Assisted -SGSY, SHGs provided income generating activities, Off take by States/UTs - AAY, Routine Immunisation of Children, ICDS Blocks Operational (Cum.), Anganwadis Functional (Cum.), Road Constructed- PMGSY, Pumps sets energized, Electricity supplied

Poor

Off take by States/UTs -TPDS, Houses constructed - IAY, Houses constructed - EWS/LIG, Slipped back Habitations with water quality problems covered- ARWSP, Pulse Polio Immunisation, SC Families Assisted, Area Covered under Plantation (Public and Forest Lands), Seedlings Planted (Public and Forest Lands), Villages Electrified - RGGVY

10. HIMACHAL PRADESH

Very Good

Total Swarozgaries Assisted -SGSY, SHGs provided income generating activities, Off take by States/UTs - TPDS, Off take by States/UTs - AAY, Habitations covered (NC and PC) - ARWSP, Routine Immunisation of Children, ICDS Blocks Operational (Cum.), Anganwadis Functional (Cum.), Area Covered under Plantation (Public and Forest Lands), Road Constructed- PMGSY, Pumps sets energized, Electricity supplied

Poor

Houses constructed - IAY, Houses constructed - EWS/LIG, Slipped back Habitations with water quality problems covered- ARWSP, SC Families Assisted, Seedlings Planted (Public and Forest Lands)

11. JAMMU AND KASHMIR

Very Good

Total Swarozgaries Assisted -SGSY, SHGs provided income generating activities, Off take by States/UTs - TPDS, Off take by States/UTs - AAY, Routine Immunisation of Children, ICDS Blocks Operational (Cum.), Anganwadis Functional (Cum.)

Poor

Houses constructed - IAY, Habitations covered (NC and PC) - ARWSP, Slipped back Habitations with water quality problems covered- ARWSP, SC Families Assisted, Area Covered under Plantation (Public and Forest Lands), Seedlings Planted (Public and Forest Lands), Road Constructed- PMGSY, Electricity supplied

12. JHARKHAND

Very Good

Total Swarozgaries Assisted -SGSY, SHGs provided income generating activities, Off take by States/UTs - AAY, Routine Immunisation of Children, SC Families Assisted, Anganwadis Functional (Cum.), Seedlings Planted (Public and Forest Lands), Road Constructed- PMGSY, Villages Electrified - RGGVY, Electricity supplied

Good

ICDS Blocks Operational (Cum.)

Poor

Off take by States/UTs -TPDS, Houses constructed - IAY, Slipped back Habitations with water quality problems covered- ARWSP, Pulse Polio Immunisation, Area Covered under Plantation (Public and Forest Lands), Pumps sets energized

Table - C (Contd.)

13. KARNATAKA

Very Good

Total Swarozgaries Assisted -SGSY, SHGs provided income generating activities, Off take by States/UTs - AAY, Habitations covered (NC and PC) - ARWSP, Routine Immunisation of Children, ICDS Blocks Operational (Cum.), Anganwadis Functional (Cum.), Area Covered under Plantation (Public and Forest Lands), Seedlings Planted (Public and Forest Lands), Villages Electrified - RGGVY, Electricity supplied

Good

Pumps sets energized

Poor

Off take by States/UTs -TPDS, Houses constructed - IAY, Slipped back Habitations with water quality problems covered- ARWSP, Pulse Polio Immunisation, SC Families Assisted, Road Constructed- PMGSY

14. KERALA

Very Good

Off take by States/UTs -TPDS, Off take by States/UTs - AAY, Routine Immunisation of Children, ICDS Blocks Operational (Cum.), Anganwadis Functional (Cum.), Area Covered under Plantation (Public and Forest Lands), Seedlings Planted (Public and Forest Lands), Pumps sets energized, Electricity supplied

Good

Total Swarozgaries Assisted -SGSY, Road Constructed- PMGSY

Poor

SHGs provided income generating activities, Houses constructed - IAY, Habitations covered (NC and PC) - ARWSP, Slipped back Habitations with water quality problems covered- ARWSP, SC Families Assisted

15. MADHYA PRADESH

Very Good

Total Swarozgaries Assisted -SGSY, Off take by States/UTs -TPDS, Off take by States/UTs - AAY, SC Families Assisted, ICDS Blocks Operational (Cum.), Anganwadis Functional (Cum.), Area Covered under Plantation (Public and Forest Lands), Seedlings Planted (Public and Forest Lands), Electricity supplied

Good

Routine Immunisation of Children, Pumps sets energized

Poor

SHGs provided income generating activities, Houses constructed - IAY, Houses constructed - EWS/LIG, Slipped back Habitations with water quality problems covered- ARWSP, Pulse Polio Immunisation, Road Constructed- PMGSY, Villages Electrified - RGGVY

16. MAHARASHTRA

Very Good

Routine Immunisation of Children, ICDS Blocks Operational (Cum.), Anganwadis Functional (Cum.), Seedlings Planted (Public and Forest Lands)

Good

Off take by States/UTs -TPDS, Off take by States/UTs - AAY, Area Covered under Plantation (Public and Forest Lands), Electricity supplied

Poor

Total Swarozgaries Assisted -SGSY, SHGs provided income generating activities, Houses constructed - IAY, Houses constructed - EWS/LIG, Habitations covered (NC and PC) - ARWSP, Slipped back Habitations with water quality problems covered- ARWSP, Pulse Polio Immunisation, SC Families Assisted, Road Constructed- PMGSY, Villages Electrified - RGGVY, Pumps sets energized

Table - C (Contd.)

17. MANIPUR

Very Good

Off take by States/UTs -TPDS, Off take by States/UTs - AAY, Routine Immunisation of Children, ICDS Blocks Operational (Cum.), Anganwadis Functional (Cum.), Seedlings Planted (Public and Forest Lands), Road Constructed- PMGSY, Electricity supplied

Good

Area Covered under Plantation (Public and Forest Lands)

Poor

Total Swarozgaries Assisted -SGSY, SHGs provided income generating activities, Houses constructed - IAY, Slipped back Habitations with water quality problems covered- ARWSP, SC Families Assisted

18. MEGHALAYA

Very Good

Total Swarozgaries Assisted -SGSY, Off take by States/UTs -TPDS, Off take by States/UTs - AAY, ICDS Blocks Operational (Cum.), Anganwadis Functional (Cum.)

Good

Seedlings Planted (Public and Forest Lands)

Poor

SHGs provided income generating activities, Houses constructed - IAY, Habitations covered (NC and PC) - ARWSP, Slipped back Habitations with water quality problems covered- ARWSP, Routine Immunisation of Children, Urban Poor Families Assisted under Seven Point Charter, Area Covered under Plantation (Public and Forest Lands), Road Constructed- PMGSY, Electricity supplied

19. MIZORAM

Very Good

Off take by States/UTs - AAY, Routine Immunisation of Children, ICDS Blocks Operational (Cum.), Anganwadis Functional (Cum.), Area Covered under Plantation (Public and Forest Lands), Seedlings Planted (Public and Forest Lands)

Good

Off take by States/UTs -TPDS, Electricity supplied

Poor

Total Swarozgaries Assisted -SGSY, SHGs provided income generating activities, Houses constructed - IAY, Slipped back Habitations with water quality problems covered- ARWSP, Road Constructed- PMGSY

20. NAGALAND

Very Good

Total Swarozgaries Assisted -SGSY, SHGs provided income generating activities, Off take by States/UTs - TPDS, Off take by States/UTs - AAY, Houses constructed - IAY, Routine Immunisation of Children, ICDS Blocks Operational (Cum.), Anganwadis Functional (Cum.)

Good

Electricity supplied

Poor

Habitations covered (NC and PC) - ARWSP, Slipped back Habitations with water quality problems covered- ARWSP, Area Covered under Plantation (Public and Forest Lands), Seedlings Planted (Public and Forest Lands), Road Constructed- PMGSY

Table - C (Contd.)

21. ORISSA

Very Good

SHGs provided income generating activities, ICDS Blocks Operational (Cum.), Anganwadis Functional (Cum.), Area Covered under Plantation (Public and Forest Lands), Electricity supplied

Good

Off take by States/UTs -TPDS, Off take by States/UTs - AAY

Poor

Total Swarozgaries Assisted -SGSY, Houses constructed - IAY, Slipped back Habitations with water quality problems covered- ARWSP, Routine Immunisation of Children, Pulse Polio Immunisation, SC Families Assisted, Seedlings Planted (Public and Forest Lands), Road Constructed- PMGSY, Villages Electrified - RGGVY, Pumps sets energized

22. PUDUCHERRY

Very Good

SHGs provided income generating activities, SC Families Assisted, ICDS Blocks Operational (Cum.), Anganwadis Functional (Cum.), Area Covered under Plantation (Public and Forest Lands), Seedlings Planted (Public and Forest Lands), Electricity supplied

Good

Slipped back Habitations with water quality problems covered- ARWSP

Poor

Total Swarozgaries Assisted -SGSY, Off take by States/UTs -TPDS, Off take by States/UTs - AAY, Houses constructed - IAY, Routine Immunisation of Children, Pulse Polio Immunisation

23. PUNJAB

Very Good

Total Swarozgaries Assisted -SGSY, SHGs provided income generating activities, Habitations covered (NC and PC) - ARWSP, Routine Immunisation of Children, ICDS Blocks Operational (Cum.), Anganwadis Functional (Cum.), Road Constructed- PMGSY, Pumps sets energized, Electricity supplied

Poor

Off take by States/UTs -TPDS, Off take by States/UTs - AAY, Houses constructed - IAY, Houses constructed - EWS/LIG, Slipped back Habitations with water quality problems covered- ARWSP, Pulse Polio Immunisation, SC Families Assisted, Area Covered under Plantation (Public and Forest Lands), Seedlings Planted (Public and Forest Lands)

24. RAJASTHAN

Very Good

Total Swarozgaries Assisted -SGSY, Off take by States/UTs - AAY, Routine Immunisation of Children, ICDS Blocks Operational (Cum.), Anganwadis Functional (Cum.), Area Covered under Plantation (Public and Forest Lands), Seedlings Planted (Public and Forest Lands), Road Constructed- PMGSY, Electricity supplied

Good

Off take by States/UTs -TPDS, SC Families Assisted

Poor

SHGs provided income generating activities, Houses constructed - IAY, Houses constructed - EWS/LIG, Habitations covered (NC and PC) - ARWSP, Slipped back Habitations with water quality problems covered- ARWSP, Pulse Polio Immunisation, Villages Electrified - RGGVY, Pumps sets energized

Table - C (Contd.)

25. SIKKIM

Very Good

Total Swarozgaries Assisted -SGSY, Off take by States/UTs -TPDS, Off take by States/UTs - AAY, Houses constructed - EWS/LIG, Routine Immunisation of Children, ICDS Blocks Operational (Cum.), Anganwadis Functional (Cum.), Urban Poor Families Assisted under Seven Point Charter, Electricity supplied

Good

SHGs provided income generating activities, Houses constructed - IAY

Poor

Slipped back Habitations with water quality problems covered- ARWSP, SC Families Assisted, Area Covered under Plantation (Public and Forest Lands), Seedlings Planted (Public and Forest Lands), Road Constructed- PMGSY

26. TAMIL NADU

Very Good

Total Swarozgaries Assisted -SGSY, SHGs provided income generating activities, Off take by States/UTs - AAY, Houses constructed - IAY, Routine Immunisation of Children, SC Families Assisted, ICDS Blocks Operational (Cum.), Anganwadis Functional (Cum.), Pumps sets energized, Electricity supplied

Good

Off take by States/UTs -TPDS

Poor

Houses constructed - EWS/LIG, Slipped back Habitations with water quality problems covered- ARWSP, Urban Poor Families Assisted under Seven Point Charter, Area Covered under Plantation (Public and Forest Lands), Seedlings Planted (Public and Forest Lands), Road Constructed- PMGSY

27. TRIPURA

Very Good

SHGs provided income generating activities, Off take by States/UTs -TPDS, Routine Immunisation of Children, ICDS Blocks Operational (Cum.), Anganwadis Functional (Cum.), Urban Poor Families Assisted under Seven Point Charter, Seedlings Planted (Public and Forest Lands), Electricity supplied

Good

Off take by States/UTs - AAY

Poor

Total Swarozgaries Assisted -SGSY, Houses constructed - IAY, Houses constructed - EWS/LIG, Slipped back Habitations with water quality problems covered- ARWSP, SC Families Assisted, Area Covered under Plantation (Public and Forest Lands), Road Constructed- PMGSY

28. UTTARAKHAND

Very Good

Total Swarozgaries Assisted -SGSY, SHGs provided income generating activities, Off take by States/UTs - AAY, Routine Immunisation of Children, ICDS Blocks Operational (Cum.), Anganwadis Functional (Cum.), Area Covered under Plantation (Public and Forest Lands), Pumps sets energized, Electricity supplied

Good

Off take by States/UTs -TPDS

Poor

Houses constructed - IAY, Habitations covered (NC and PC) - ARWSP, Slipped back Habitations with water quality problems covered- ARWSP, Pulse Polio Immunisation, SC Families Assisted, Seedlings Planted (Public and Forest Lands), Road Constructed- PMGSY, Villages Electrified - RGGVY

Table - C (Contd.)

29. UTTAR PRADESH

Very Good

Total Swarozgaries Assisted -SGSY, SHGs provided income generating activities, Off take by States/UTs - TPDS, Off take by States/UTs - AAY, Routine Immunisation of Children, ICDS Blocks Operational (Cum.), Anganwadis Functional (Cum.), Area Covered under Plantation (Public and Forest Lands), Seedlings Planted (Public and Forest Lands), Villages Electrified - RGGVY

Good

Houses constructed - IAY, Pulse Polio Immunisation, Road Constructed- PMGSY, Electricity supplied

Poor

Houses constructed - EWS/LIG, Slipped back Habitations with water quality problems covered- ARWSP, SC Families Assisted, Urban Poor Families Assisted under Seven Point Charter, Pumps sets energized

30. WEST BENGAL

Very Good

Total Swarozgaries Assisted -SGSY, SHGs provided income generating activities, Houses constructed - EWS/LIG, ICDS Blocks Operational (Cum.), Anganwadis Functional (Cum.), Villages Electrified - RGGVY, Electricity supplied

Good

Off take by States/UTs -TPDS, Off take by States/UTs - AAY

Poor

Houses constructed - IAY, Slipped back Habitations with water quality problems covered- ARWSP, Routine Immunisation of Children, Pulse Polio Immunisation, SC Families Assisted, Area Covered under Plantation (Public and Forest Lands), Seedlings Planted (Public and Forest Lands), Road Constructed- PMGSY, Pumps sets energized

31. ANDAMAN AND NICOBAR ISLANDS

Very Good

Total Swarozgaries Assisted -SGSY, SHGs provided income generating activities, ICDS Blocks Operational (Cum.), Anganwadis Functional (Cum.)

Good

Routine Immunisation of Children, Area Covered under Plantation (Public and Forest Lands), Seedlings Planted (Public and Forest Lands)

Poor

Off take by States/UTs -TPDS, Off take by States/UTs - AAY, Houses constructed - IAY, Slipped back Habitations with water quality problems covered- ARWSP, Electricity supplied

32. CHANDIGARH

Very Good

Off take by States/UTs -TPDS, Off take by States/UTs - AAY, Routine Immunisation of Children, Pulse Polio Immunisation, ICDS Blocks Operational (Cum.), Anganwadis Functional (Cum.), Area Covered under Plantation (Public and Forest Lands), Seedlings Planted (Public and Forest Lands), Electricity supplied

Good

SC Families Assisted

Poor

Houses constructed - EWS/LIG

Table - C (Contd.)

33. DADRA AND NAGAR HAVELI

Very Good

Routine Immunisation of Children, Anganwadis Functional (Cum.), Area Covered under Plantation (Public and Forest Lands), Seedlings Planted (Public and Forest Lands), Electricity supplied

Poor

Total Swarozgaries Assisted -SGSY, SHGs provided income generating activities, Off take by States/UTs - TPDS, Off take by States/UTs - AAY, Houses constructed - IAY, Habitations covered (NC and PC) - ARWSP, ICDS Blocks Operational (Cum.)

34. DAMAN AND DIU

Very Good

ICDS Blocks Operational (Cum.), Anganwadis Functional (Cum.), Area Covered under Plantation (Public and Forest Lands), Seedlings Planted (Public and Forest Lands), Electricity supplied

Poor

Total Swarozgaries Assisted -SGSY, SHGs provided income generating activities, Off take by States/UTs - TPDS, Off take by States/UTs - AAY, Houses constructed - IAY, Routine Immunisation of Children

35. LAKSHADWEEP

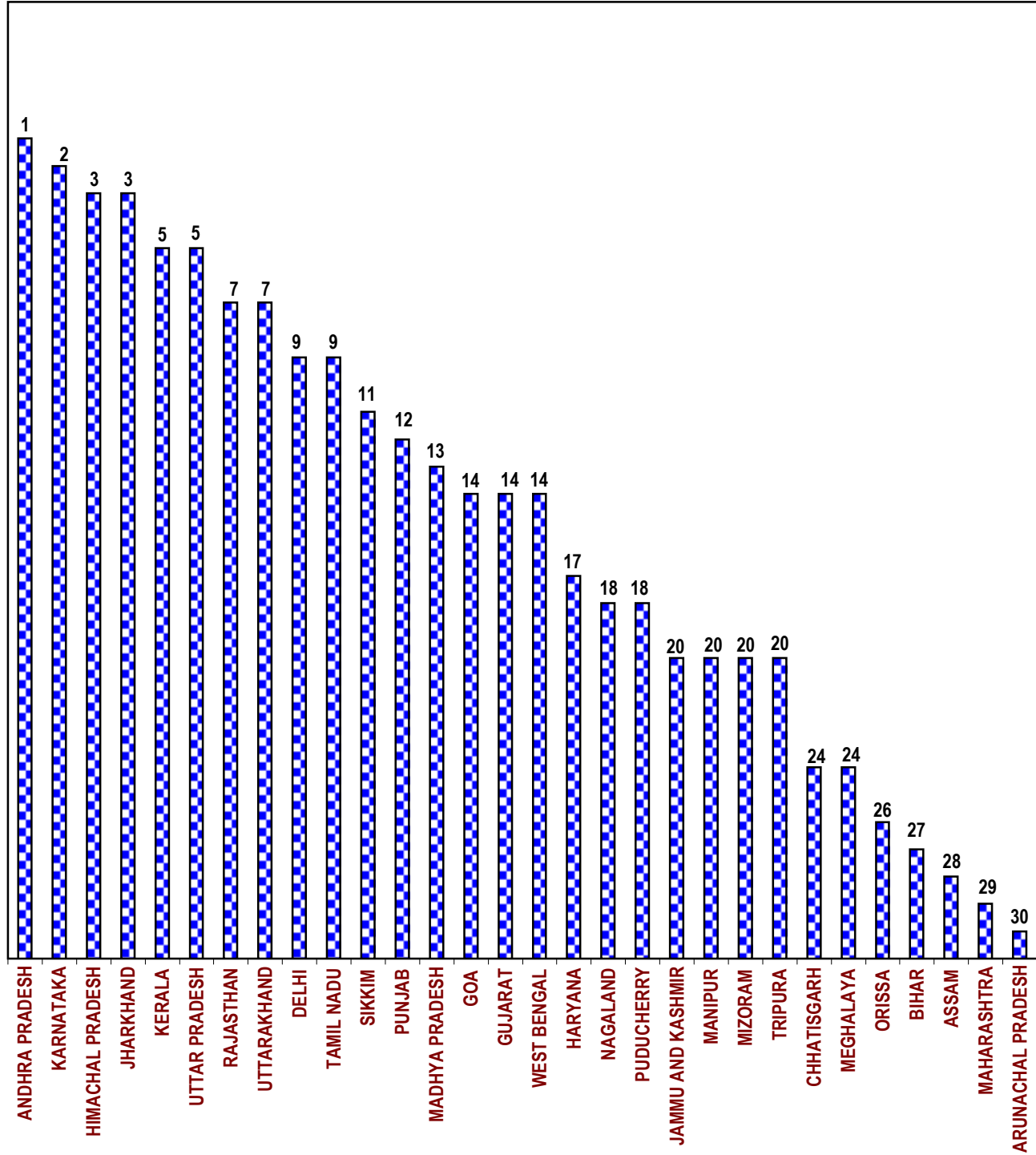
Very Good

Total Swarozgaries Assisted -SGSY, SHGs provided income generating activities, Houses constructed - IAY, ICDS Blocks Operational (Cum.), Anganwadis Functional (Cum.), Seedlings Planted (Public and Forest Lands), Electricity supplied

Poor

Off take by States/UTs -TPDS, Off take by States/UTs - AAY, Houses constructed - EWS/LIG, Habitations covered (NC and PC) - ARWSP, Routine Immunisation of Children, Urban Poor Families Assisted under Seven Point Charter, Area Covered under Plantation (Public and Forest Lands)

Ranking of States : April to November, 2007



States

Table - D

**SCORE CARD AND RANKING OF STATES ACCORDING TO THEIR PERFORMANCE
During the period April to November, 2007**

States	No. of Items/ Parameters	Max Score	Parameters in category				Total Marks	% Ach.	RANK
			A	B	C	D			
ANDHRA PRADESH	18	54	12	2	4	0	44	81	1
KARNATAKA	18	54	11	2	5	0	42	78	2
HIMACHAL PRADESH	17	51	12	0	3	2	39	76	3
JHARKHAND	17	51	10	2	5	0	39	76	3
KERALA	16	48	9	2	5	0	36	75	5
UTTAR PRADESH	19	57	10	5	3	1	43	75	5
RAJASTHAN	19	57	9	5	5	0	42	74	7
UTTARAKHAND	18	54	9	4	5	0	40	74	7
DELHI	11	33	5	3	3	0	24	73	9
TAMIL NADU	17	51	10	1	5	1	37	73	9
SIKKIM	16	48	9	1	5	1	34	71	11
PUNJAB	18	54	9	3	5	1	38	70	12
MADHYA PRADESH	18	54	9	3	4	2	37	69	13
GOA	13	39	7	0	5	1	26	67	14
GUJARAT	19	57	9	3	5	2	38	67	14
WEST BENGAL	18	54	7	4	7	0	36	67	14
HARYANA	18	54	9	0	8	1	35	65	17
NAGALAND	14	42	8	0	3	3	27	64	18
PUDUCHERRY	14	42	7	1	4	2	27	64	18
JAMMU AND KASHMIR	15	45	7	0	7	1	28	62	20
MANIPUR	14	42	8	0	2	4	26	62	20
MIZORAM	13	39	6	2	2	3	24	62	20
TRIPURA	16	48	8	1	4	3	30	62	20
CHHATISGARH	19	57	6	2	8	3	30	53	24
MEGHALAYA	15	45	5	1	7	2	24	53	24
ORISSA	17	51	5	0	11	1	26	51	26
BIHAR	18	54	5	1	10	2	27	50	27
ASSAM	18	54	5	2	7	4	26	48	28
MAHARASHTRA	19	57	4	1	13	1	27	47	29
ARUNACHAL PRADESH	15	45	3	1	5	6	16	36	30

NORMS FOR RANKING

The criteria for performance assessment of States is as follows:

	<u>Marks</u>
Category "A" Where the Achievement is 90% or above of the target	3
Category "B" Where the Achievement is above National Average	2
Category "C" Where the Achievement is below National Average	1
Category "D" Where their is NIL Performance	0

Note: For ranking of the states, the All-India Percent achievement is taken as the National Average.

PART - II

TWENTY POINT PROGRAMME - 2006

ITEM-WISE PERFORMANCE TABLES

Table - 1

Employment generation under the NREG Scheme

Sl. No.	State/UT Name	No. of job cards issued (Number)	Employment generated (Number)	Wages given (Rupees)
		April,2007- November,2007	April,2007- November,2007	April,2007- November,2007
(1)	(2)	(3)	(4)	(5)
1	ANDHRA PRADESH	49,61,698	8,75,22,751	9,28,68,96,502
2	ARUNACHAL PRADESH	0	0	0
3	ASSAM	10,92,497	1,83,80,000	1,10,71,90,000
4	BIHAR	58,29,279	3,53,44,300	4,13,30,21,600
5	CHHATISGARH	27,34,045	5,08,92,000	3,57,57,21,000
6	DELHI	0	0	0
7	GOA	0	0	0
8	GUJARAT	8,05,711	58,99,000	54,26,00,000
9	HARYANA	37,540	13,34,500	17,54,44,100
10	HIMACHAL PRADESH	3,12,583	51,85,000	41,19,86,000
11	JAMMU AND KASHMIR	2,10,495	25,23,400	24,49,59,000
12	JHARKHAND	14,65,843	8,92,84,099	3,77,32,18,737
13	KARNATAKA	8,67,669	1,27,63,500	9,44,99,000
14	KERALA	66,614	28,21,404	33,41,72,000
15	MADHYA PRADESH	70,75,181	13,99,55,000	88,33,70,000
16	MAHARASHTRA	28,86,893	1,04,00,000	98,16,86,000
17	MANIPUR	0	0	0
18	MEGHALAYA	1,12,973	35,70,000	35,86,15,000
19	MIZORAM	0	0	0
20	NAGALAND	56,000	13,34,000	14,93,76,000
21	ORISSA	35,96,527	2,34,55,000	1,77,91,41,000
22	PUDUCHERRY	0	0	0
23	PUNJAB	89,524	4,48,000	4,52,66,000
24	RAJASTHAN	27,82,986	9,98,00,000	5,69,80,22,000
25	SIKKIM	28,666	1,23,986	29,40,000
26	TAMIL NADU	18,98,219	4,82,58,700	3,82,28,06,100
27	TRIPURA	5,54,374	86,06,000	83,51,00,000
28	UTTARAKHAND	77,500	59,24,050	24,66,09,000
29	UTTAR PRADESH	43,82,543	5,49,68,801	5,70,93,06,332
30	WEST BENGAL	28,30,998	4,34,36,000	4,22,70,46,000
31	ANDAMAN AND NICOBAR ISLANDS	0	0	0
32	CHANDIGARH	0	0	0
33	DADRA AND NAGAR HAVELI	0	0	0
34	DAMAN AND DIU	0	0	0
35	LAKSHADWEEP	0	0	0
Grand Total		4,47,56,358	75,22,29,491	48,41,89,91,371

Swaranjayanti Gram Swarozgar Yojana

Total Swarozgaries Assisted

% Achievement of Target

During April to November, 2007

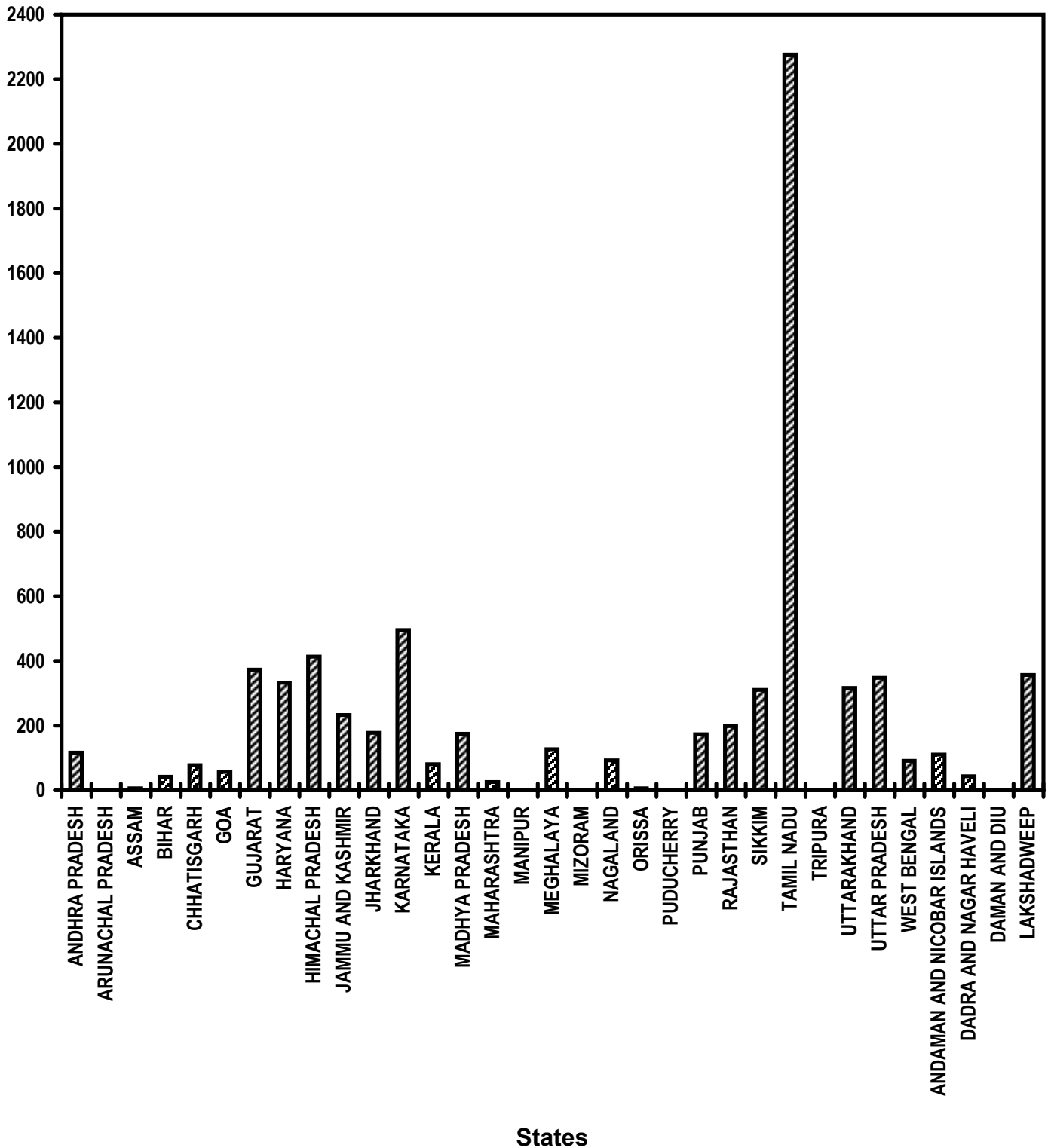


Table - 2

**Swaranjayanti Gram Swarojgar Yojana
Total Swarozgaries Assisted
(Unit: Number)**

Sl. No.	State/UT Name	Target		Achievement April,2007- November,2007	Percent Achievement April,2007- November,2007
		2007-2008	April,2007- November,2007		
(1)	(2)	(3)	(4)	(5)	(5)/(4)
1	ANDHRA PRADESH	15,430	10,280	11,946	116
2	ARUNACHAL PRADESH	856	568	0	0
3	ASSAM	22,254	14,832	831	6
4	BIHAR	36,707	24,472	10,227	42
5	CHHATISGARH	8,152	5,432	4,260	78
6	GOA	129	80	45	56
7	GUJARAT	5,808	3,872	14,460	373
8	HARYANA	3,417	2,272	7,567	333
9	HIMACHAL PRADESH	1,439	960	3,960	412
10	JAMMU AND KASHMIR	1,781	1,184	2,760	233
11	JHARKHAND	13,840	9,224	16,340	177
12	KARNATAKA	11,652	7,768	38,543	496
13	KERALA	5,228	3,480	2,815	81
14	MADHYA PRADESH	17,470	11,648	20,428	175
15	MAHARASHTRA	23,033	15,352	3,762	25
16	MANIPUR	1,492	992	0	0
17	MEGHALAYA	1,671	1,112	1,415	127
18	MIZORAM	387	256	0	0
19	NAGALAND	1,147	760	700	92
20	ORISSA	17,649	11,768	704	6
21	PUDUCHERRY	193	128	0	0
22	PUNJAB	1,661	1,104	1,912	173
23	RAJASTHAN	8,848	5,896	11,755	199
24	SIKKIM	428	280	871	311
25	TAMIL NADU	13,644	9,096	2,07,023	2,276
26	TRIPURA	2,694	1,792	0	0
27	UTTARAKHAND	2,782	1,856	5,880	317
28	UTTAR PRADESH	52,846	35,232	1,22,732	348
29	WEST BENGAL	19,613	13,072	11,887	91
30	ANDAMAN AND NICOBAR ISLANDS	32	21	23	110
31	DADRA AND NAGAR HAVELI	32	21	9	43
32	DAMAN AND DIU	32	21	0	0
33	LAKSHADWEEP	32	21	75	357
Grand Total		2,92,379	1,94,852	5,02,930	258

Very Good:(90% or above of targets)

ANDHRA PRADESH, GUJARAT, HARYANA, HIMACHAL PRADESH, JAMMU AND KASHMIR, JHARKHAND, KARNATAKA, MADHYA PRADESH, MEGHALAYA, NAGALAND, PUNJAB, RAJASTHAN, SIKKIM, TAMIL NADU, UTTARAKHAND, UTTAR PRADESH, WEST BENGAL, ANDAMAN AND NICOBAR ISLANDS, LAKSHADWEEP

Good:(Between 80% to 90% targets)

KERALA

Poor:(Below 80% of targets)

ARUNACHAL PRADESH, ASSAM, BIHAR, CHHATISGARH, GOA, MAHARASHTRA, MANIPUR, MIZORAM, ORISSA, PUDUCHERRY, TRIPURA, DADRA AND NAGAR HAVELI, DAMAN AND DIU

Table - 3**Sampoorna Grameen Rojgar Yojana
(Unit: Number of Mandays)**

Sl. State/UT No. Name		Total Employment Generated (Number of Mandays) April,2007- November,2007
(1)	(2)	(3)
1	ANDHRA PRADESH	1,02,88,733
2	ARUNACHAL PRADESH	0
3	ASSAM	1,11,62,000
4	BIHAR	0
5	CHHATISGARH	8,76,000
6	DELHI	0
7	GOA	6
8	GUJARAT	51,79,000
9	HARYANA	29,99,200
10	HIMACHAL PRADESH	7,62,000
11	JAMMU AND KASHMIR	9,14,000
12	JHARKHAND	89,20,100
13	KARNATAKA	90,14,000
14	KERALA	41,71,000
15	MADHYA PRADESH	98,40,000
16	MAHARASHTRA	1,26,79,000
17	MANIPUR	15,67,000
18	MEGHALAYA	11,53,000
19	MIZORAM	0
20	NAGALAND	24,69,000
21	ORISSA	31,04,000
22	PUDUCHERRY	39,100
23	PUNJAB	21,36,000
24	RAJASTHAN	74,92,000
25	SIKKIM	2,47,000
26	TAMIL NADU	1,50,28,600
27	TRIPURA	13,72,000
28	UTTARAKHAND	36,93,000
29	UTTAR PRADESH	2,75,24,520
30	WEST BENGAL	71,27,000
31	ANDAMAN AND NICOBAR ISLANDS	10,005
32	CHANDIGARH	0
33	DADRA AND NAGAR HAVELI	0
34	DAMAN AND DIU	0
35	LAKSHADWEEP	96,000
Grand Total		14,98,63,264

Table - 4(A)**Self Help Groups (SHG)
(Unit: Number)**

Sl. No.	State/UT Name	Formed under SGSY (Number) April,2007- November,2007
(1)	(2)	(3)
1	ANDHRA PRADESH	47,437
2	ARUNACHAL PRADESH	0
3	ASSAM	8,812
4	BIHAR	5,572
5	CHHATISGARH	1,883
6	DELHI	0
7	GOA	53
8	GUJARAT	3,998
9	HARYANA	1,154
10	HIMACHAL PRADESH	485
11	JAMMU AND KASHMIR	525
12	JHARKHAND	4,242
13	KARNATAKA	4,796
14	KERALA	1,269
15	MADHYA PRADESH	1,792
16	MAHARASHTRA	17,618
17	MANIPUR	0
18	MEGHALAYA	702
19	MIZORAM	0
20	NAGALAND	334
21	ORISSA	10,954
22	PUDUCHERRY	0
23	PUNJAB	465
24	RAJASTHAN	4,357
25	SIKKIM	271
26	TAMIL NADU	12,737
27	TRIPURA	1,041
28	UTTARAKHAND	244
29	UTTAR PRADESH	18,663
30	WEST BENGAL	24,136
31	ANDAMAN AND NICOBAR ISLANDS	23
32	CHANDIGARH	0
33	DADRA AND NAGAR HAVELI	0
34	DAMAN AND DIU	0
35	LAKSHADWEEP	0
Grand Total		1,73,563

Self Help Groups (SHG)

To whom income generating activities provided

% Achievement of Target
During April to November, 2007

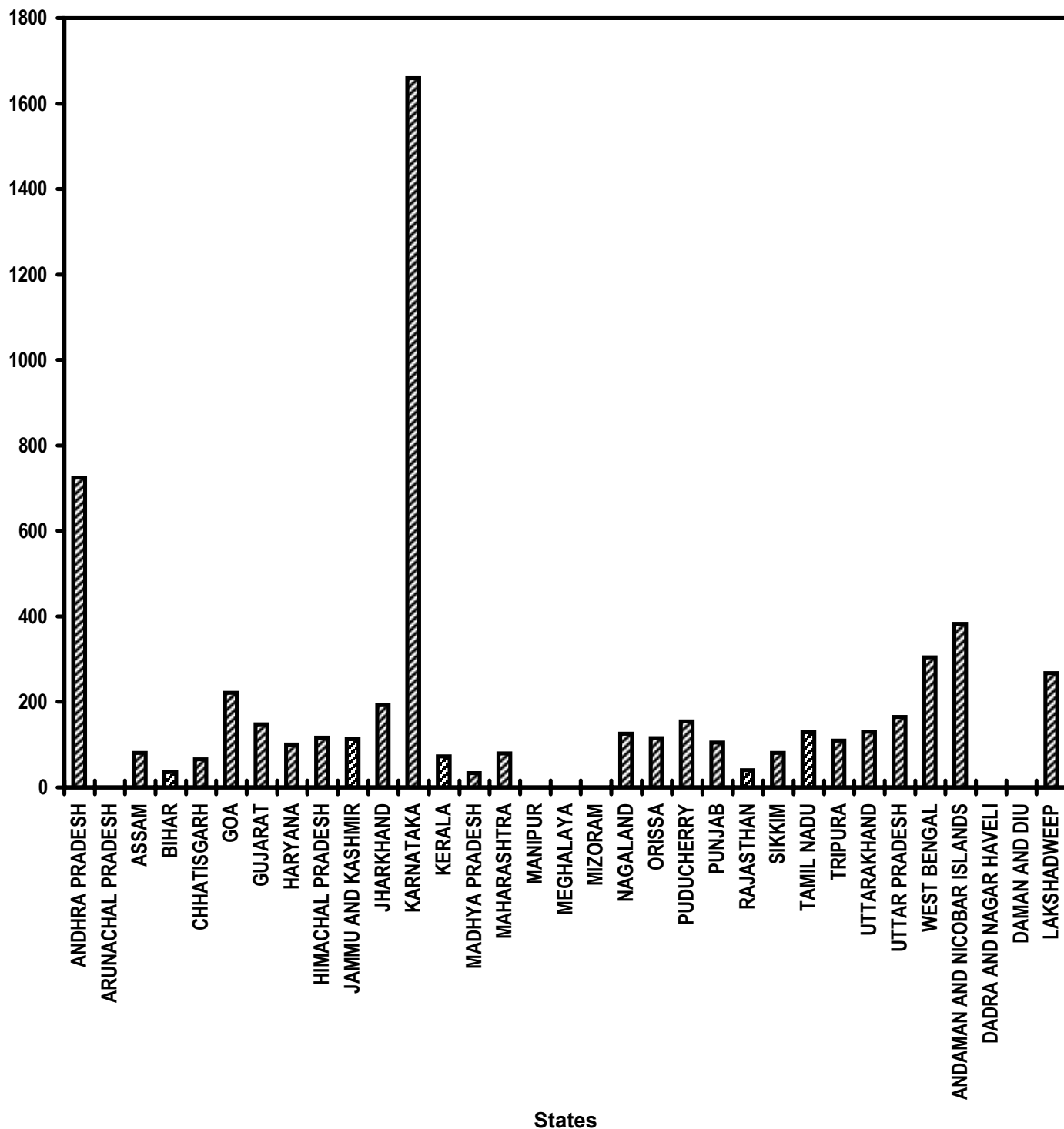


Table - 4(B)

**Self Help Groups (SHG)
To whom income generating activities provided
(Unit: Number)**

Sl. No.	State/UT Name	Target		Achievement	Percent Achievement
		2007-2008	April,2007- November,2007	April,2007- November,2007	April,2007- November,2007
(1)	(2)	(3)	(4)	(5)	(5)/(4)
1	ANDHRA PRADESH	5,596	3,076	22,304	725
2	ARUNACHAL PRADESH	311	171	0	0
3	ASSAM	8,071	4,439	3,600	81
4	BIHAR	13,313	7,322	2,660	36
5	CHHATISGARH	2,956	1,624	1,067	66
6	GOA	47	24	53	221
7	GUJARAT	2,106	1,157	1,699	147
8	HARYANA	1,239	682	683	100
9	HIMACHAL PRADESH	522	286	332	116
10	JAMMU AND KASHMIR	646	354	399	113
11	JHARKHAND	5,019	2,761	5,342	193
12	KARNATAKA	4,226	2,323	38,543	1,659
13	KERALA	1,896	1,041	757	73
14	MADHYA PRADESH	6,336	3,484	1,145	33
15	MAHARASHTRA	8,353	4,594	3,631	79
16	MANIPUR	541	297	0	0
17	MEGHALAYA	606	332	0	0
18	MIZORAM	140	77	0	0
19	NAGALAND	416	227	287	126
20	ORISSA	6,401	3,520	4,061	115
21	PUDUCHERRY	70	39	60	154
22	PUNJAB	602	330	347	105
23	RAJASTHAN	3,209	1,765	703	40
24	SIKKIM	155	84	68	81
25	TAMIL NADU	4,948	2,720	3,516	129
26	TRIPURA	977	536	591	110
27	UTTARAKHAND	1,009	555	720	130
28	UTTAR PRADESH	19,165	10,540	17,385	165
29	WEST BENGAL	7,113	3,912	11,882	304
30	ANDAMAN AND NICOBAR ISLANDS	12	6	23	383
31	DADRA AND NAGAR HAVELI	12	8	0	0
32	DAMAN AND DIU	12	6	0	0
33	LAKSHADWEEP	12	6	16	267
Grand Total		1,06,037	58,298	1,21,874	209

Very Good:(90% or above of targets)

ANDHRA PRADESH, GOA, GUJARAT, HARYANA, HIMACHAL PRADESH, JAMMU AND KASHMIR, JHARKHAND, KARNATAKA, NAGALAND, ORISSA, PUDUCHERRY, PUNJAB, TAMIL NADU, TRIPURA, UTTARAKHAND, UTTAR PRADESH, WEST BENGAL, ANDAMAN AND NICOBAR ISLANDS, LAKSHADWEEP

Good:(Between 80% to 90% targets)

ASSAM, SIKKIM

Poor:(Below 80% of targets)

ARUNACHAL PRADESH, BIHAR, CHHATISGARH, KERALA, MADHYA PRADESH, MAHARASHTRA, MANIPUR, MEGHALAYA, MIZORAM, RAJASTHAN, DADRA AND NAGAR HAVELI, DAMAN AND DIU

Table - 5

Distribution of waste land to the landless
Total Land Distributed
(Unit: Hectare)

Sl. No.	State/UT Name	Target		Achievement April,2007- November,2007	Percent Achievement April,2007- November,2007
		2007-2008	April,2007- November,2007		
(1)	(2)	(3)	(4)	(5)	(5)/(4)
1	ANDHRA PRADESH	-	-	6,272	-
2	ARUNACHAL PRADESH	-	-	0	-
3	ASSAM	-	-	284	-
4	BIHAR	-	-	206	-
5	CHHATISGARH	-	-	9,687	-
6	DELHI	-	-	0	-
7	GOA	-	-	0	-
8	GUJARAT	-	-	2,267	-
9	HARYANA	-	-	0	-
10	HIMACHAL PRADESH	-	-	0	-
11	JAMMU AND KASHMIR	-	-	0	-
12	JHARKHAND	-	-	10,923	-
13	KARNATAKA	-	-	0	-
14	KERALA	-	-	2,161	-
15	MADHYA PRADESH	-	-	0	-
16	MAHARASHTRA	-	-	1,72,059	-
17	MANIPUR	-	-	0	-
18	MEGHALAYA	-	-	0	-
19	MIZORAM	-	-	0	-
20	NAGALAND	-	-	0	-
21	ORISSA	-	-	523	-
22	PUDUCHERRY	-	-	5	-
23	PUNJAB	-	-	0	-
24	RAJASTHAN	-	-	0	-
25	SIKKIM	-	-	0	-
26	TAMIL NADU	-	-	22,903	-
27	TRIPURA	-	-	0	-
28	UTTARAKHAND	-	-	13	-
29	UTTAR PRADESH	-	-	6,628	-
30	WEST BENGAL	-	-	0	-
31	ANDAMAN AND NICOBAR ISLANDS	-	-	0	-
32	CHANDIGARH	-	-	0	-
33	DADRA AND NAGAR HAVELI	-	-	0	-
34	DAMAN AND DIU	-	-	0	-
35	LAKSHADWEEP	-	-	0	-
<i>Grand Total</i>		-	-	2,33,931	-

Table - 6(A)

Minimum Wages Enforcement (including Farm Labour)

Sl. No.	State/UT Name	Agriculture and Farm Workers: Inspections made (Number) April,2007-November,2007	Agriculture and Farm Workers: Irregularities detected (Number) April,2007-November,2007	Agriculture and Farm Workers: Irregularities rectified (Number) April,2007-November,2007
		(3)	(4)	(5)
1	ANDHRA PRADESH	0	0	0
2	ARUNACHAL PRADESH	0	0	0
3	ASSAM	0	0	0
4	BIHAR	82,625	13,135	13,152
5	CHHATISGARH	0	0	0
6	DELHI	0	0	0
7	GOA	0	0	0
8	GUJARAT	29,286	9,974	9,476
9	HARYANA	0	0	0
10	HIMACHAL PRADESH	0	0	0
11	JAMMU AND KASHMIR	0	0	0
12	JHARKHAND	0	0	0
13	KARNATAKA	0	0	0
14	KERALA	1	3	3
15	MADHYA PRADESH	0	0	0
16	MAHARASHTRA	0	0	0
17	MANIPUR	0	0	0
18	MEGHALAYA	50	0	0
19	MIZORAM	0	0	0
20	NAGALAND	0	0	0
21	ORISSA	6,600	5,464	4,109
22	PUDUCHERRY	626	0	0
23	PUNJAB	700	6	6
24	RAJASTHAN	734	9	2
25	SIKKIM	0	0	0
26	TAMIL NADU	0	0	0
27	TRIPURA	105	0	0
28	UTTARAKHAND	560	39	29
29	UTTAR PRADESH	6,466	1,168	0
30	WEST BENGAL	1,609	723	710
31	ANDAMAN AND NICOBAR ISLANDS	0	0	0
32	CHANDIGARH	0	0	0
33	DADRA AND NAGAR HAVELI	0	0	0
34	DAMAN AND DIU	0	0	0
35	LAKSHADWEEP	0	0	0
Grand Total		1,29,362	30,521	27,487

Table - 6(B)**Minimum Wages Enforcement (including Farm Labour)
(Unit: Number)**

Sl. No.	State/UT Name	Agriculture and Farm Workers: Claims filed (Number) April,2007- November,2007	Agriculture and Farm Workers: Claims settled (Number) April,2007- November,2007
		(3)	(4)
1	ANDHRA PRADESH	0	0
2	ARUNACHAL PRADESH	0	0
3	ASSAM	0	0
4	BIHAR	4,577	4,212
5	CHHATISGARH	0	0
6	DELHI	0	0
7	GOA	0	0
8	GUJARAT	0	74
9	HARYANA	15	14
10	HIMACHAL PRADESH	0	0
11	JAMMU AND KASHMIR	0	0
12	JHARKHAND	0	0
13	KARNATAKA	0	0
14	KERALA	0	0
15	MADHYA PRADESH	0	0
16	MAHARASHTRA	0	0
17	MANIPUR	0	0
18	MEGHALAYA	0	0
19	MIZORAM	0	0
20	NAGALAND	1	0
21	ORISSA	0	0
22	PUDUCHERRY	0	0
23	PUNJAB	0	0
24	RAJASTHAN	8	6
25	SIKKIM	0	0
26	TAMIL NADU	0	0
27	TRIPURA	0	0
28	UTTARAKHAND	0	0
29	UTTAR PRADESH	0	0
30	WEST BENGAL	0	0
31	ANDAMAN AND NICOBAR ISLANDS	0	0
32	CHANDIGARH	0	0
33	DADRA AND NAGAR HAVELI	0	0
34	DAMAN AND DIU	0	0
35	LAKSHADWEEP	0	0
Grand Total		4,601	4,306

Table - 6(C)

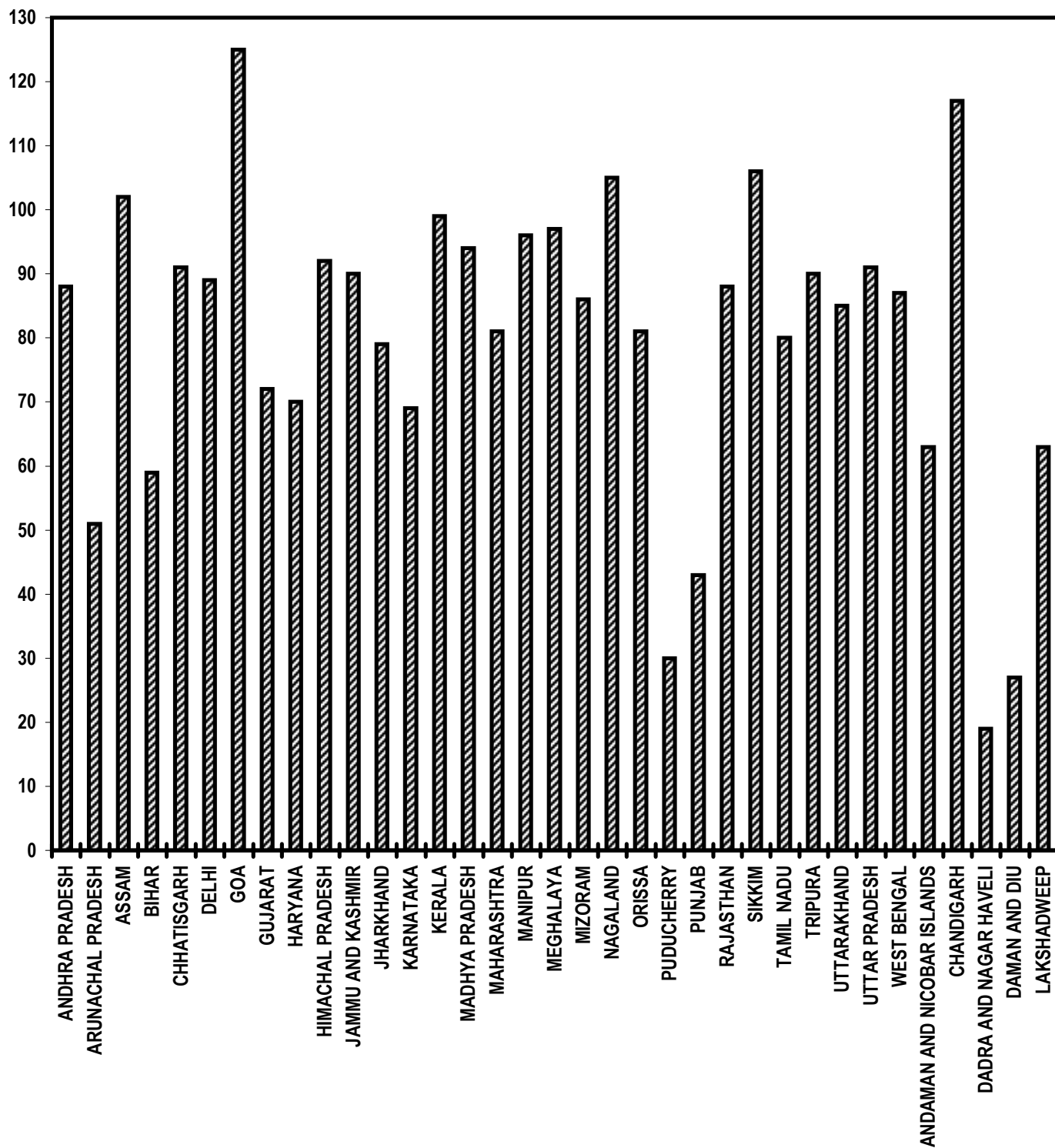
Minimum Wages Enforcement (including Farm Labour)

Sl. No.	State/UT Name	Agriculture and Farm Workers: Prosecution cases Pending (Number) April,2007-November,2007	Agriculture and Farm Workers: Prosecution cases filed (Number) April,2007-November,2007	Agriculture and Farm Workers: Prosecution cases decided (Number) April,2007-November,2007
		(3)	(4)	(5)
1	ANDHRA PRADESH	0	0	0
2	ARUNACHAL PRADESH	0	0	0
3	ASSAM	0	0	0
4	BIHAR	3,002	23	0
5	CHHATISGARH	0	0	0
6	DELHI	0	0	0
7	GOA	0	0	0
8	GUJARAT	10,833	101	360
9	HARYANA	0	0	0
10	HIMACHAL PRADESH	0	0	0
11	JAMMU AND KASHMIR	0	0	0
12	JHARKHAND	0	0	0
13	KARNATAKA	0	0	0
14	KERALA	0	0	0
15	MADHYA PRADESH	0	0	0
16	MAHARASHTRA	0	0	0
17	MANIPUR	0	0	0
18	MEGHALAYA	0	0	0
19	MIZORAM	0	0	0
20	NAGALAND	0	0	0
21	ORISSA	888	0	0
22	PUDUCHERRY	0	0	0
23	PUNJAB	0	0	0
24	RAJASTHAN	0	0	0
25	SIKKIM	0	0	0
26	TAMIL NADU	0	0	0
27	TRIPURA	0	0	0
28	UTTARAKHAND	27	8	0
29	UTTAR PRADESH	313	0	0
30	WEST BENGAL	955	0	0
31	ANDAMAN AND NICOBAR ISLANDS	0	0	0
32	CHANDIGARH	0	0	0
33	DADRA AND NAGAR HAVELI	0	0	0
34	DAMAN AND DIU	0	0	0
35	LAKSHADWEEP	0	0	0
Grand Total		16,018	132	360

Food security (Targeted Public Distribution system)

Off take

% Achievement of Target
During April to November, 2007



States

Table - 7(A)

Food security (Targeted Public Distribution system)

Sl. No.	State/UT Name	Allocation of Food Grains (Tonnes) April,2007- November,2007	Off take April,2007- November,2007	Percentage of offtake w.r.t. Allocation of Food Grains
(1)	(2)	(3)	(4)	(5)
1	ANDHRA PRADESH	25,95,083	22,86,206	88
2	ARUNACHAL PRADESH	69,431	35,419	51
3	ASSAM	8,91,618	9,07,252	102
4	BIHAR	18,49,354	10,90,844	59
5	CHHATISGARH	5,58,944	5,09,120	91
6	DELHI	4,87,454	4,32,786	89
7	GOA	16,921	21,109	125
8	GUJARAT	7,79,490	5,63,325	72
9	HARYANA	2,96,878	2,09,171	70
10	HIMACHAL PRADESH	3,22,532	2,98,011	92
11	JAMMU AND KASHMIR	5,45,730	4,88,491	90
12	JHARKHAND	7,03,824	5,54,915	79
13	KARNATAKA	17,94,021	12,43,668	69
14	KERALA	7,53,738	7,43,326	99
15	MADHYA PRADESH	12,44,684	11,70,213	94
16	MAHARASHTRA	19,59,122	15,86,304	81
17	MANIPUR	68,843	65,748	96
18	MEGHALAYA	88,922	86,458	97
19	MIZORAM	55,679	47,777	86
20	NAGALAND	87,670	91,646	105
21	ORISSA	12,65,378	10,30,425	81
22	PUDUCHERRY	44,168	13,448	30
23	PUNJAB	1,74,513	75,787	43
24	RAJASTHAN	8,65,312	7,57,442	88
25	SIKKIM	30,909	32,782	106
26	TAMIL NADU	32,38,253	26,03,199	80
27	TRIPURA	1,70,414	1,53,405	90
28	UTTARAKHAND	2,35,694	1,99,738	85
29	UTTAR PRADESH	30,38,860	27,79,315	91
30	WEST BENGAL	19,73,136	17,13,384	87
31	ANDAMAN AND NICOBAR ISLANDS	20,096	12,621	63
32	CHANDIGARH	2,852	3,340	117
33	DADRA AND NAGAR HAVELI	7,780	1,447	19
34	DAMAN AND DIU	1,900	514	27
35	LAKSHADWEEP	3,301	2,075	63
Grand Total		2,62,42,504	2,18,10,711	83

Very Good:(90% or above of targets)

ASSAM, CHHATISGARH, GOA, HIMACHAL PRADESH, JAMMU AND KASHMIR, KERALA, MADHYA PRADESH, MANIPUR, MEGHALAYA, NAGALAND, SIKKIM, TRIPURA, UTTAR PRADESH, CHANDIGARH

Good:(Between 80% to 90% targets)

ANDHRA PRADESH, DELHI, MAHARASHTRA, MIZORAM, ORISSA, RAJASTHAN, TAMIL NADU, UTTARAKHAND, WEST BENGAL

Poor:(Below 80% of targets)

ARUNACHAL PRADESH, BIHAR, GUJARAT, HARYANA, JHARKHAND, KARNATAKA, PUDUCHERRY, PUNJAB, ANDAMAN AND NICOBAR ISLANDS, DADRA AND NAGAR HAVELI, DAMAN AND DIU, LAKSHADWEEP

Food security(Antodaya Anna Yojana)

Off take

% Achievement of Target
During April to November, 2007

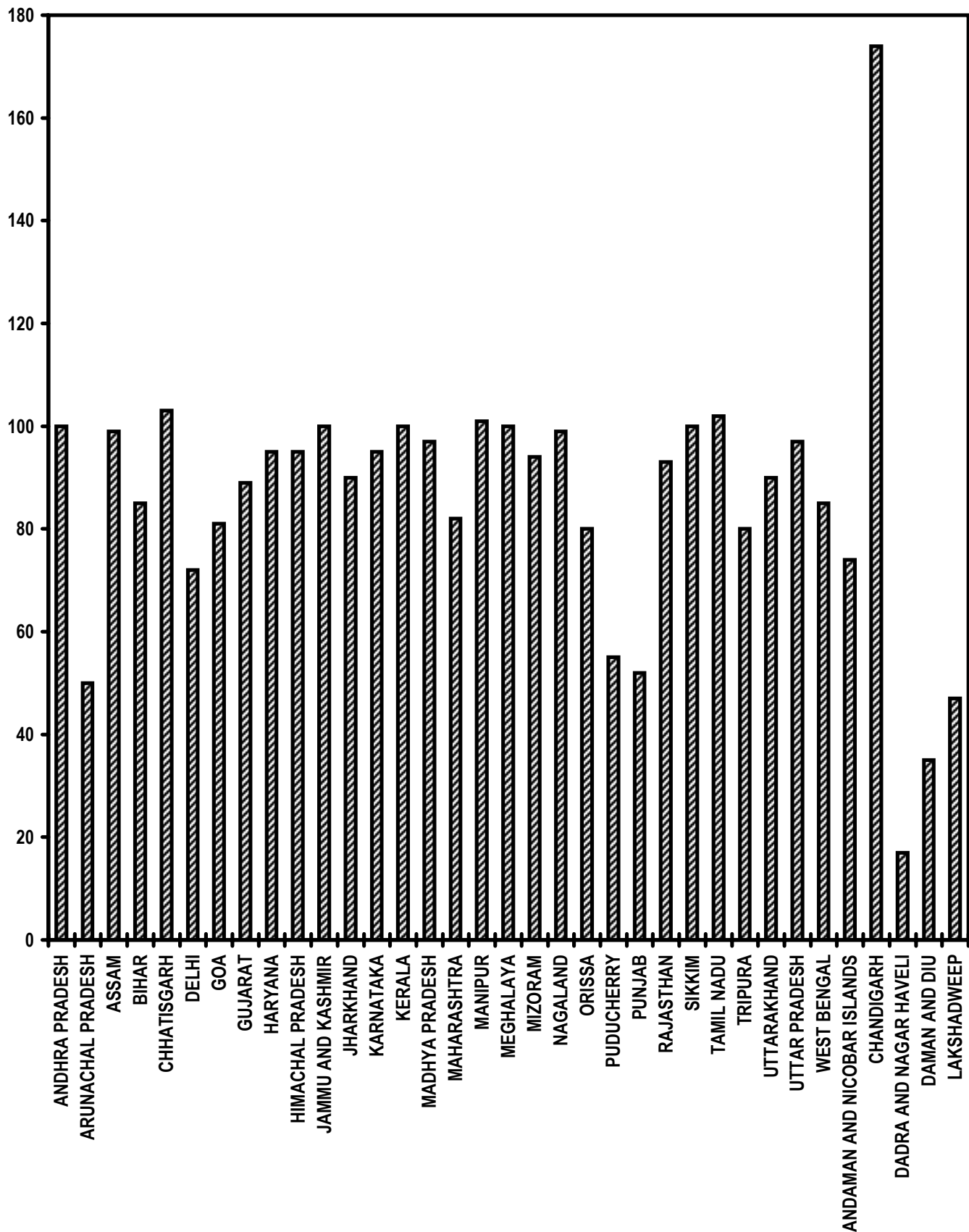


Table - 7(B)

Food Security (Antodaya Anna Yojana)

Sl. No.	State/UT Name	Allocation of	Off take	Percentage of
		Food Grains (Tonnes) April,2007- November,2007	April,2007- November,2007	offtake w.r.t. Allocation of Food Grains
(1)	(2)	(3)	(4)	(5)
1	ANDHRA PRADESH	4,36,192	4,36,828	100
2	ARUNACHAL PRADESH	10,648	5,354	50
3	ASSAM	1,96,882	1,94,566	99
4	BIHAR	6,79,992	5,79,181	85
5	CHHATISGARH	2,01,286	2,07,172	103
6	DELHI	24,878	17,989	72
7	GOA	4,072	3,303	81
8	GUJARAT	2,26,720	2,02,854	89
9	HARYANA	81,880	77,797	95
10	HIMACHAL PRADESH	55,160	52,434	95
11	JAMMU AND KASHMIR	71,592	71,575	100
12	JHARKHAND	2,23,579	2,00,986	90
13	KARNATAKA	3,35,928	3,18,231	95
14	KERALA	1,66,840	1,66,856	100
15	MADHYA PRADESH	4,42,242	4,27,426	97
16	MAHARASHTRA	6,76,711	5,54,493	82
17	MANIPUR	14,120	14,294	101
18	MEGHALAYA	19,656	19,652	100
19	MIZORAM	7,280	6,825	94
20	NAGALAND	13,312	13,134	99
21	ORISSA	3,54,080	2,84,628	80
22	PUDUCHERRY	9,032	4,977	55
23	PUNJAB	40,293	21,105	52
24	RAJASTHAN	2,60,992	2,42,388	93
25	SIKKIM	4,624	4,628	100
26	TAMIL NADU	5,22,096	5,33,605	102
27	TRIPURA	30,098	24,025	80
28	UTTARAKHAND	42,344	37,945	90
29	UTTAR PRADESH	11,46,320	11,09,051	97
30	WEST BENGAL	4,14,456	3,53,807	85
31	ANDAMAN AND NICOBAR ISLANDS	1,200	891	74
32	CHANDIGARH	592	1,028	174
33	DADRA AND NAGAR HAVELI	1,464	243	17
34	DAMAN AND DIU	424	147	35
35	LAKSHADWEEP	300	140	47
Grand Total		67,17,285	61,89,558	92

Very Good:(90% or above of targets)

ANDHRA PRADESH, ASSAM, CHHATISGARH, HARYANA, HIMACHAL PRADESH, JAMMU AND KASHMIR, JHARKHAND, KARNATAKA, KERALA, MADHYA PRADESH, MANIPUR, MEGHALAYA, MIZORAM, NAGALAND, RAJASTHAN, SIKKIM, TAMIL NADU, UTTARAKHAND, UTTAR PRADESH, CHANDIGARH

Good:(Between 80% to 90% targets)

BIHAR, GOA, GUJARAT, MAHARASHTRA, ORISSA, TRIPURA, WEST BENGAL

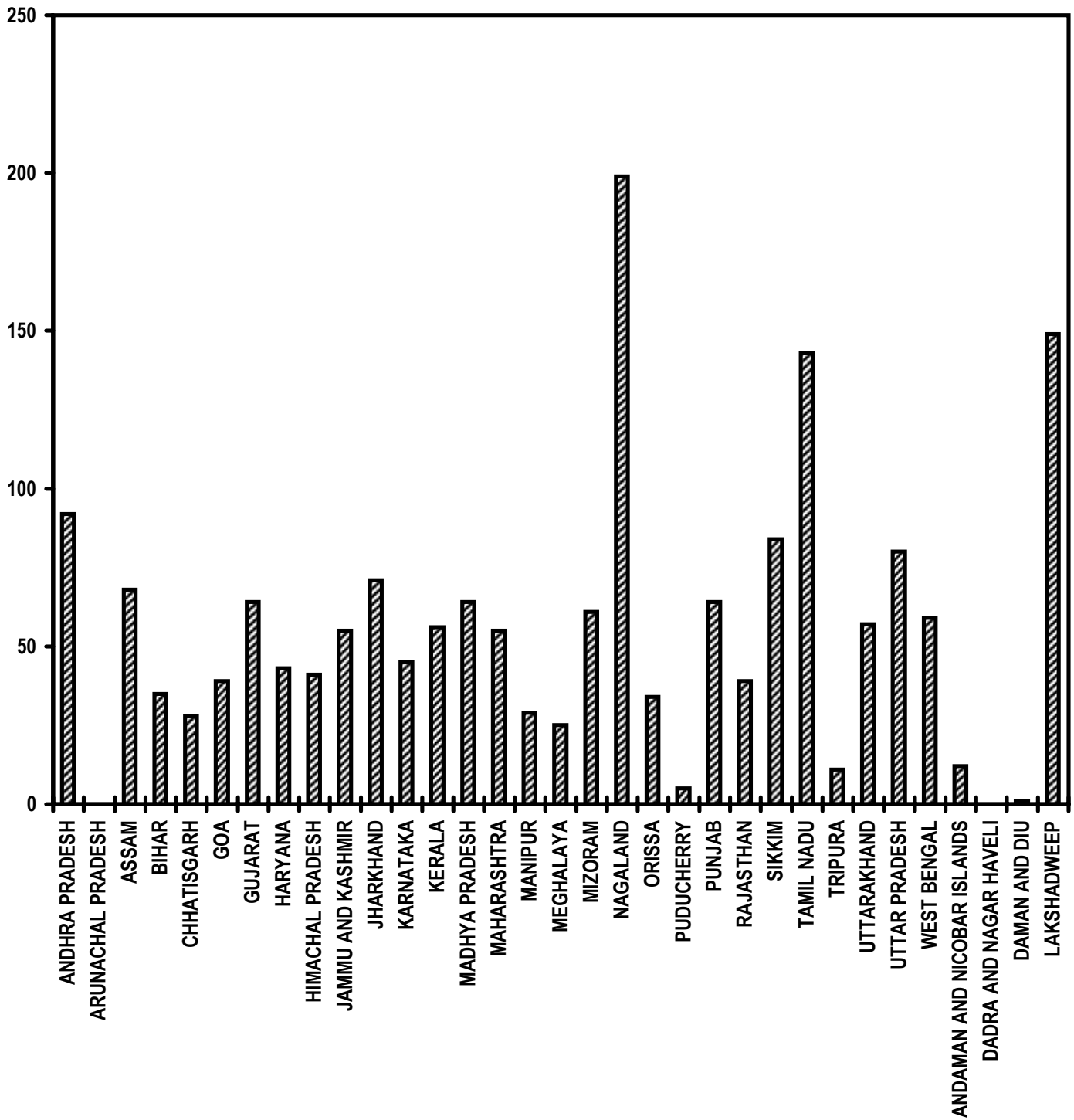
Poor:(Below 80% of targets)

ARUNACHAL PRADESH, DELHI, PUDUCHERRY, PUNJAB, ANDAMAN AND NICOBAR ISLANDS, DADRA AND NAGAR HAVELI, DAMAN AND DIU, LAKSHADWEEP

Rural Housing - Indira Awaas Yojana

Houses constructed

% Achievement of Target
During April to November, 2007



States

Table - 8

**Rural Housing - Indira Awaas Yojana
Houses constructed
(Unit: Number)**

Sl. No.	State/UT Name	Target		Achievement April,2007- November,2007	Percent Achievement April,2007- November,2007
		2007-2008	April,2007- November,2007		
(1)	(2)	(3)	(4)	(5)	(5)/(4)
1	ANDHRA PRADESH	1,92,148	1,28,096	1,17,953	92
2	ARUNACHAL PRADESH	6,765	4,512	0	0
3	ASSAM	1,49,593	99,728	67,366	68
4	BIHAR	5,67,171	3,78,112	1,30,725	35
5	CHHATISGARH	29,714	19,808	5,490	28
6	GOA	1,183	784	309	39
7	GUJARAT	94,234	62,824	40,281	64
8	HARYANA	13,231	8,816	3,763	43
9	HIMACHAL PRADESH	4,242	2,824	1,146	41
10	JAMMU AND KASHMIR	13,177	8,784	4,865	55
11	JHARKHAND	50,589	33,728	24,023	71
12	KARNATAKA	74,029	49,352	22,298	45
13	KERALA	41,167	27,440	15,464	56
14	MADHYA PRADESH	59,096	39,400	25,124	64
15	MAHARASHTRA	1,15,879	77,248	42,138	55
16	MANIPUR	5,872	3,912	1,118	29
17	MEGHALAYA	10,228	6,816	1,678	25
18	MIZORAM	2,180	1,448	880	61
19	NAGALAND	6,768	4,512	8,990	199
20	ORISSA	1,11,431	74,288	25,377	34
21	PUDUCHERRY	910	608	33	5
22	PUNJAB	16,362	10,904	7,025	64
23	RAJASTHAN	47,354	31,568	12,299	39
24	SIKKIM	1,294	864	724	84
25	TAMIL NADU	76,932	51,288	73,431	143
26	TRIPURA	13,178	8,784	972	11
27	UTTARAKHAND	11,611	7,736	4,383	57
28	UTTAR PRADESH	2,54,750	1,69,832	1,36,311	80
29	WEST BENGAL	1,53,709	1,02,472	60,018	59
30	ANDAMAN AND NICOBAR ISLANDS	1,828	1,216	150	12
31	DADRA AND NAGAR HAVELI	305	200	0	0
32	DAMAN AND DIU	136	88	1	1
33	LAKSHADWEEP	118	80	119	149
Grand Total		21,27,184	14,18,072	8,34,454	59

Very Good:(90% or above of targets)

ANDHRA PRADESH, NAGALAND, TAMIL NADU, LAKSHADWEEP

Good:(Between 80% to 90% targets)

SIKKIM, UTTAR PRADESH

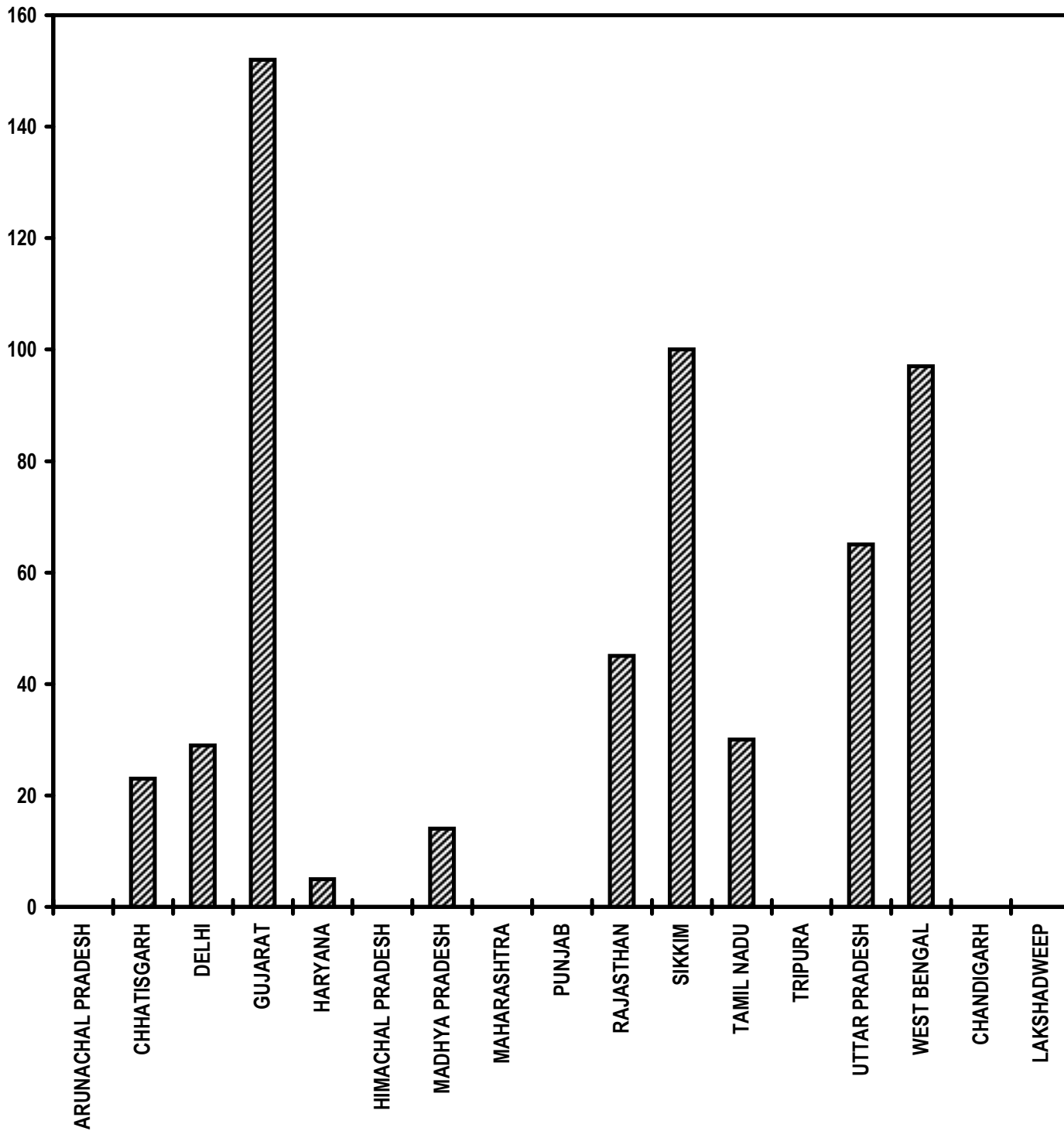
Poor:(Below 80% of targets)

ARUNACHAL PRADESH, ASSAM, BIHAR, CHHATISGARH, GOA, GUJARAT, HARYANA, HIMACHAL PRADESH, JAMMU AND KASHMIR, JHARKHAND, KARNATAKA, KERALA, MADHYA PRADESH, MAHARASHTRA, MANIPUR, MEGHALAYA, MIZORAM, ORISSA, PUDUCHERRY, PUNJAB, RAJASTHAN, TRIPURA, UTTARAKHAND, WEST BENGAL, ANDAMAN AND NICOBAR ISLANDS, DADRA AND NAGAR HAVELI, DAMAN AND DIU

EWS/LIG Houses in Urban Areas

Houses constructed

% Achievement of Target
During April to November, 2007



States

Table - 9

**EWS/LIG Houses in Urban Areas
Houses constructed
(Unit: Number)**

Sl. No.	State/UT Name	Target		Achievement April,2007- November,2007	Percent Achievement April,2007- November,2007
		2007-2008	April,2007- November,2007		
(1)	(2)	(3)	(4)	(5)	(5)/(4)
1	ARUNACHAL PRADESH	3,277	2,184	0	0
2	CHHATISGARH	11,500	7,664	1,795	23
3	DELHI	26,486	17,656	5,050	29
4	GUJARAT	500	328	500	152
5	HARYANA	1,340	888	42	5
6	HIMACHAL PRADESH	252	168	0	0
7	MADHYA PRADESH	6,474	4,312	607	14
8	MAHARASHTRA	52,616	35,072	0	0
9	PUNJAB	7,500	5,000	0	0
10	RAJASTHAN	2,030	1,352	603	45
11	SIKKIM	4	2	2	100
12	TAMIL NADU	6,000	4,000	1,200	30
13	TRIPURA	5,400	3,600	0	0
14	UTTAR PRADESH	4,700	3,128	2,047	65
15	WEST BENGAL	348	232	224	97
16	CHANDIGARH	5,449	3,632	0	0
17	LAKSHADWEEP	80	48	0	0
Grand Total		1,33,956	89,266	12,070	14

Very Good:(90% or above of targets)

GUJARAT, SIKKIM, WEST BENGAL

Poor:(Below 80% of targets)

ARUNACHAL PRADESH, CHHATISGARH, DELHI, HARYANA, HIMACHAL PRADESH, MADHYA PRADESH, MAHARASHTRA, PUNJAB, RAJASTHAN, TAMIL NADU, TRIPURA, UTTAR PRADESH, CHANDIGARH, LAKSHADWEEP

Rural Areas - Accelerated Rural Water Supply Programme

Habitations covered (NC and PC)

% Achievement of Target
During April to November, 2007

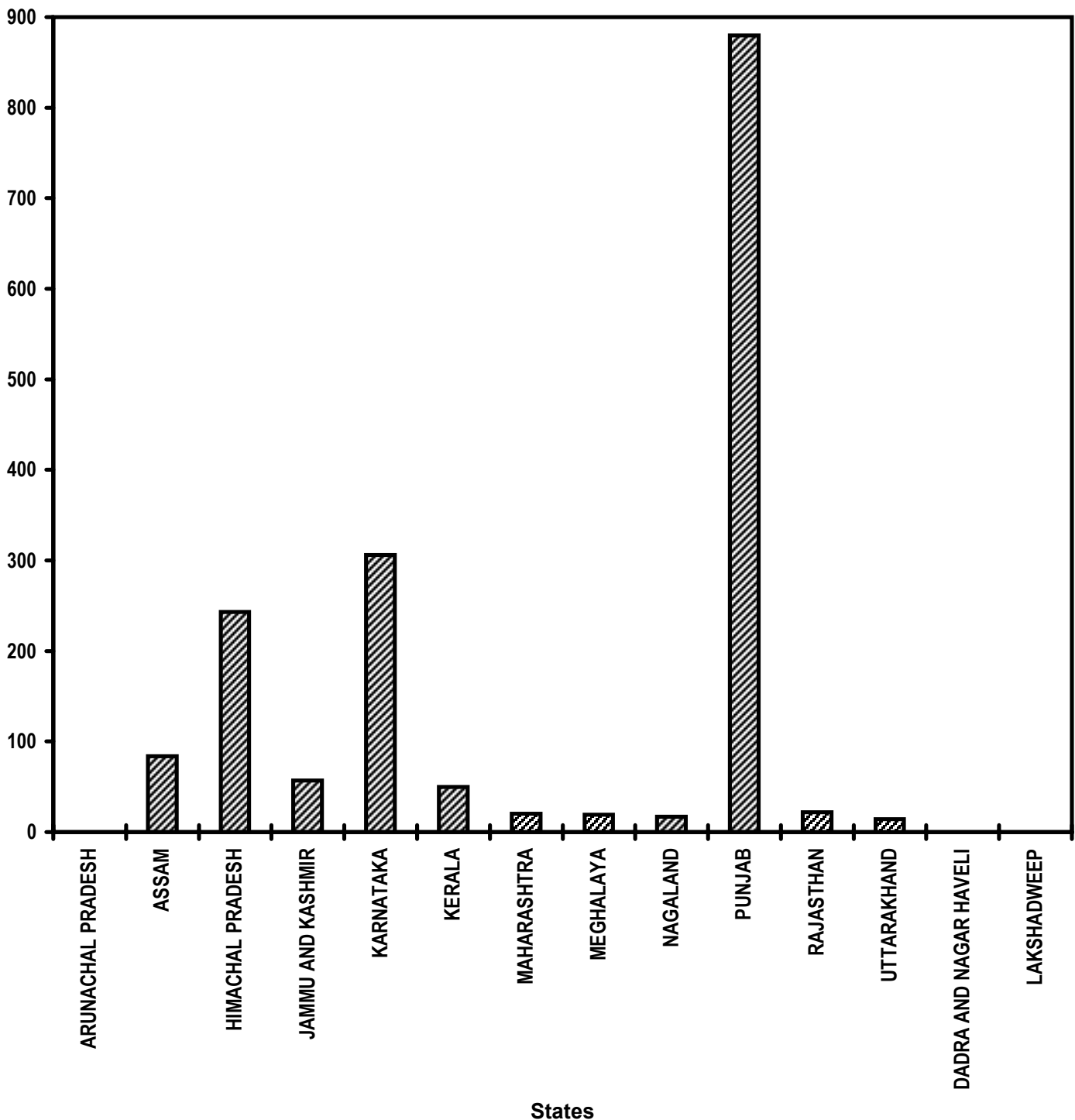


Table - 10(A)

**Rural Areas - Accelerated Rural Water Supply Programme
Habitations covered (NC and PC)
(Unit: Number)**

Sl. No.	State/UT Name	Target		Achievement	Percent
		2007-2008	April,2007- November,2007	April,2007- November,2007	April,2007- November,2007
(1)	(2)	(3)	(4)	(5)	(5)/(4)
1	ARUNACHAL PRADESH	103	56	0	0
2	ASSAM	2,344	1,289	1,081	84
3	HIMACHAL PRADESH	1,941	1,067	2,594	243
4	JAMMU AND KASHMIR	1,008	555	316	57
5	KARNATAKA	800	440	1,345	306
6	KERALA	2,400	1,320	656	50
7	MAHARASHTRA	7,103	3,907	765	20
8	MEGHALAYA	69	37	7	19
9	NAGALAND	300	165	28	17
10	PUNJAB	8	5	44	880
11	RAJASTHAN	677	373	82	22
12	UTTARAKHAND	118	64	9	14
13	DADRA AND NAGAR HAVELI	8	5	0	0
14	LAKSHADWEEP	7	4	0	0
Grand Total		16,886	9,287	6,927	75

Very Good:(90% or above of targets)

HIMACHAL PRADESH, KARNATAKA, PUNJAB

Good:(Between 80% to 90% targets)

ASSAM

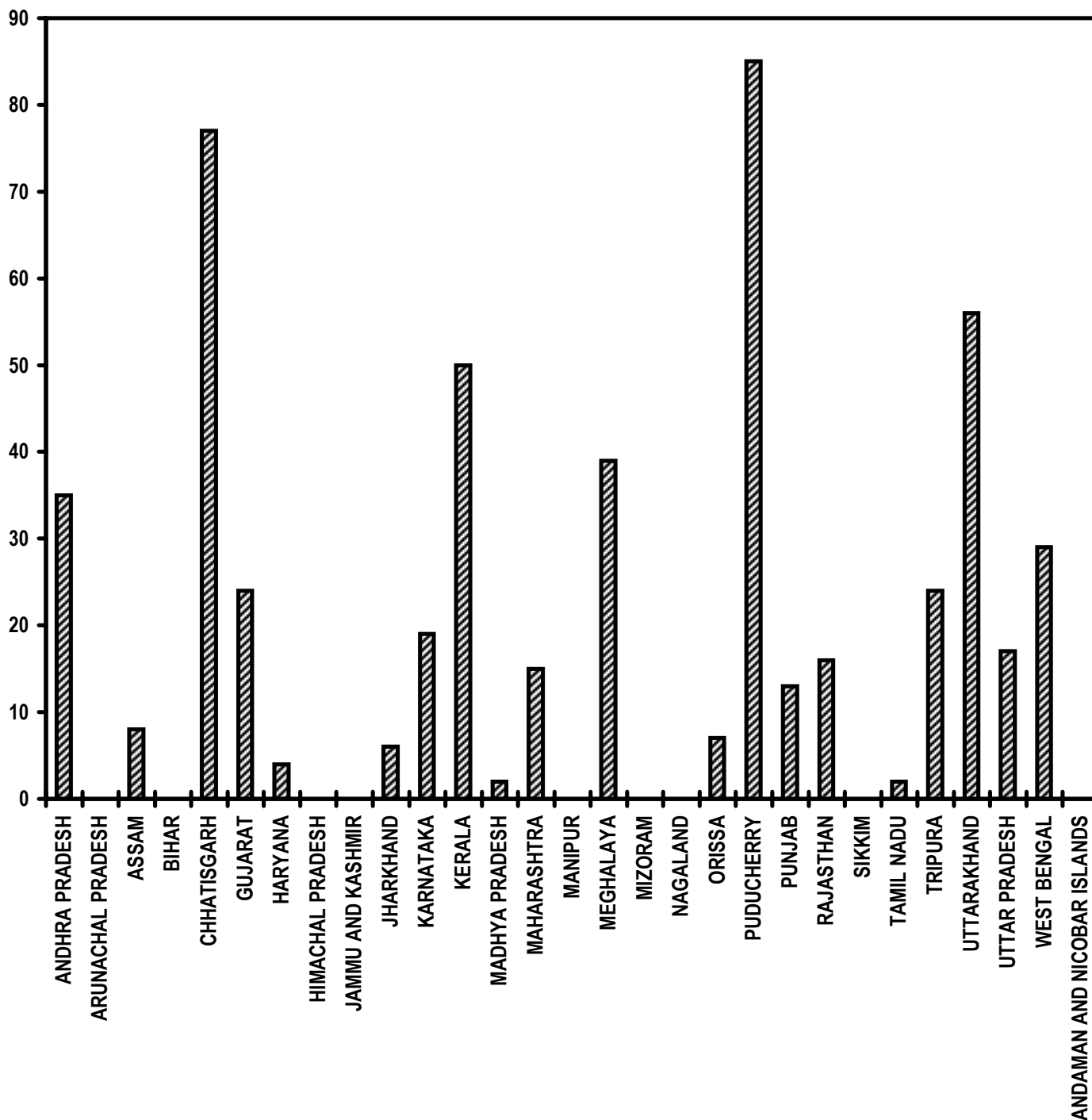
Poor:(Below 80% of targets)

ARUNACHAL PRADESH, JAMMU AND KASHMIR, KERALA, MAHARASHTRA, MEGHALAYA, NAGALAND, RAJASTHAN, UTTARAKHAND, DADRA AND NAGAR HAVELI, LAKSHADWEEP

Rural Areas - Accelerated Rural Water Supply Programme

Slipped back Habitations with
water quality problems covered

% Achievement of Target
During April to November, 2007



States

Table - 10(B)

**Rural Areas - Accelerated Rural Water Supply Programme
Slipped back Habitations with water quality problems covered
(Unit: Number)**

Sl. No.	State/UT Name	Target		Achievement April,2007- November,2007	Percent Achievement April,2007- November,2007
		2007-2008	April,2007- November,2007		
(1)	(2)	(3)	(4)	(5)	(5)/(4)
1	ANDHRA PRADESH	9,910	5,512	1,950	35
2	ARUNACHAL PRADESH	1,481	821	0	0
3	ASSAM	10,336	6,019	458	8
4	BIHAR	20,963	11,812	26	0
5	CHHATISGARH	3,714	2,091	1,603	77
6	GUJARAT	3,139	1,852	442	24
7	HARYANA	823	459	19	4
8	HIMACHAL PRADESH	3,103	1,706	0	0
9	JAMMU AND KASHMIR	1,050	579	0	0
10	JHARKHAND	5,479	3,042	192	6
11	KARNATAKA	5,572	3,436	642	19
12	KERALA	145	90	45	50
13	MADHYA PRADESH	10,107	5,631	118	2
14	MAHARASHTRA	7,783	4,558	694	15
15	MANIPUR	3	1	0	0
16	MEGHALAYA	1,352	745	289	39
17	MIZORAM	89	50	0	0
18	NAGALAND	81	44	0	0
19	ORISSA	5,577	3,357	242	7
20	PUDUCHERRY	21	13	11	85
21	PUNJAB	2,427	1,389	180	13
22	RAJASTHAN	21,347	12,548	1,945	16
23	SIKKIM	254	139	0	0
24	TAMIL NADU	12,538	6,921	108	2
25	TRIPURA	589	354	84	24
26	UTTARAKHAND	2,376	1,305	729	56
27	UTTAR PRADESH	3,587	2,081	345	17
28	WEST BENGAL	4,761	2,909	849	29
29	ANDAMAN AND NICOBAR ISLANDS	6	5	0	0
Grand Total		1,38,613	79,469	10,971	14

Good:(Between 80% to 90% targets)

PUDUCHERRY

Poor:(Below 80% of targets)

ANDHRA PRADESH, ARUNACHAL PRADESH, ASSAM, BIHAR, CHHATISGARH, GUJARAT, HARYANA, HIMACHAL PRADESH, JAMMU AND KASHMIR, JHARKHAND, KARNATAKA, KERALA, MADHYA PRADESH, MAHARASHTRA, MANIPUR, MEGHALAYA, MIZORAM, NAGALAND, ORISSA, PUNJAB, RAJASTHAN, SIKKIM, TAMIL NADU, TRIPURA, UTTARAKHAND, UTTAR PRADESH, WEST BENGAL, ANDAMAN AND NICOBAR ISLANDS

Immunisation of Children

Routine Immunisation comprising of Tetanus, DPT, Polio, BCG and Measles - Infants Immunised

% Achievement of Target
During April to November, 2007

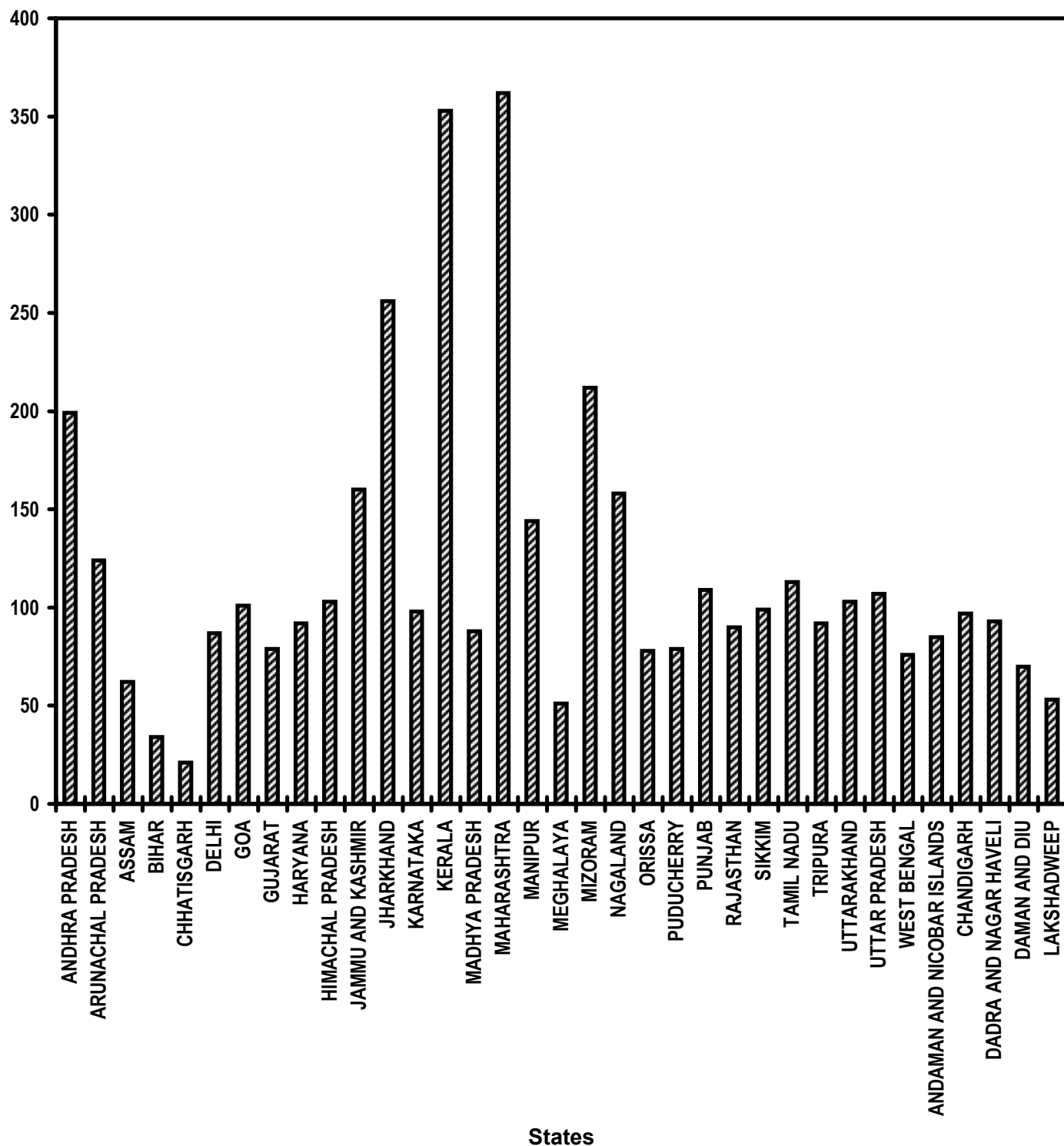


Table - 11(A)

Immunisation of Children
Routine Immunisation comprising of Tetanus, DPT, Polio, BCG and Measles - Infants Immunised
 (Unit: Number)

Sl. No.	State/UT Name	Target		Achievement	Percent Achievement
		2007-2008	April,2007- November,2007	April,2007- November,2007	April,2007- November,2007
(1)	(2)	(3)	(4)	(5)	(5)/(4)
1	ANDHRA PRADESH	14,62,520	9,75,008	19,40,903	199
2	ARUNACHAL PRADESH	24,371	16,248	20,095	124
3	ASSAM	6,96,503	4,64,336	2,86,065	62
4	BIHAR	26,47,342	17,64,896	6,04,680	34
5	CHHATISGARH	6,04,854	4,03,232	83,778	21
6	DELHI	2,97,037	1,98,024	1,71,620	87
7	GOA	21,515	14,344	14,496	101
8	GUJARAT	12,90,956	8,60,632	6,77,357	79
9	HARYANA	5,56,839	3,71,224	3,41,268	92
10	HIMACHAL PRADESH	1,18,945	79,296	81,679	103
11	JAMMU AND KASHMIR	2,14,329	1,42,888	2,29,298	160
12	JHARKHAND	7,42,229	4,94,816	12,66,813	256
13	KARNATAKA	11,36,325	7,57,552	7,43,213	98
14	KERALA	5,11,439	3,40,960	12,03,366	353
15	MADHYA PRADESH	18,86,734	12,57,824	11,11,391	88
16	MAHARASHTRA	19,55,084	13,03,384	47,16,847	362
17	MANIPUR	35,716	23,808	34,384	144
18	MEGHALAYA	60,218	40,144	20,613	51
19	MIZORAM	18,269	12,176	25,826	212
20	NAGALAND	29,664	19,776	31,231	158
21	ORISSA	8,32,657	5,55,104	4,30,639	78
22	PUDUCHERRY	17,637	11,760	9,293	79
23	PUNJAB	4,72,322	3,14,880	3,43,926	109
24	RAJASTHAN	17,38,250	11,58,832	10,39,118	90
25	SIKKIM	11,156	7,440	7,381	99
26	TAMIL NADU	10,84,836	7,23,224	8,14,444	113
27	TRIPURA	50,559	33,704	31,040	92
28	UTTARAKHAND	1,84,980	1,23,320	1,26,586	103
29	UTTAR PRADESH	54,14,335	36,09,552	38,73,528	107
30	WEST BENGAL	16,19,384	10,79,592	8,25,231	76
31	ANDAMAN AND NICOBAR ISLANDS	6,731	4,488	3,812	85
32	CHANDIGARH	16,455	10,968	10,642	97
33	DADRA AND NAGAR HAVELI	7,074	4,712	4,399	93
34	DAMAN AND DIU	3,544	2,360	1,663	70
35	LAKSHADWEEP	1,247	832	443	53
Grand Total		2,57,72,056	1,71,81,336	2,11,27,068	123

Very Good:(90% or above of targets)

ANDHRA PRADESH, ARUNACHAL PRADESH, GOA, HARYANA, HIMACHAL PRADESH, JAMMU AND KASHMIR, JHARKHAND, KARNATAKA, KERALA, MAHARASHTRA, MANIPUR, MIZORAM, NAGALAND, PUNJAB, RAJASTHAN, SIKKIM, TAMIL NADU, TRIPURA, UTTARAKHAND, UTTAR PRADESH, CHANDIGARH, DADRA AND NAGAR HAVELI

Good:(Between 80% to 90% targets)

DELHI, MADHYA PRADESH, ANDAMAN AND NICOBAR ISLANDS

Poor:(Below 80% of targets)

ASSAM, BIHAR, CHHATISGARH, GUJARAT, MEGHALAYA, ORISSA, PUDUCHERRY, WEST BENGAL, DAMAN AND DIU, LAKSHADWEEP

Immunisation of Children

Pulse Polio Immunisation Programme -

Infants Immunised

% Achievement of Target
During April to November, 2007

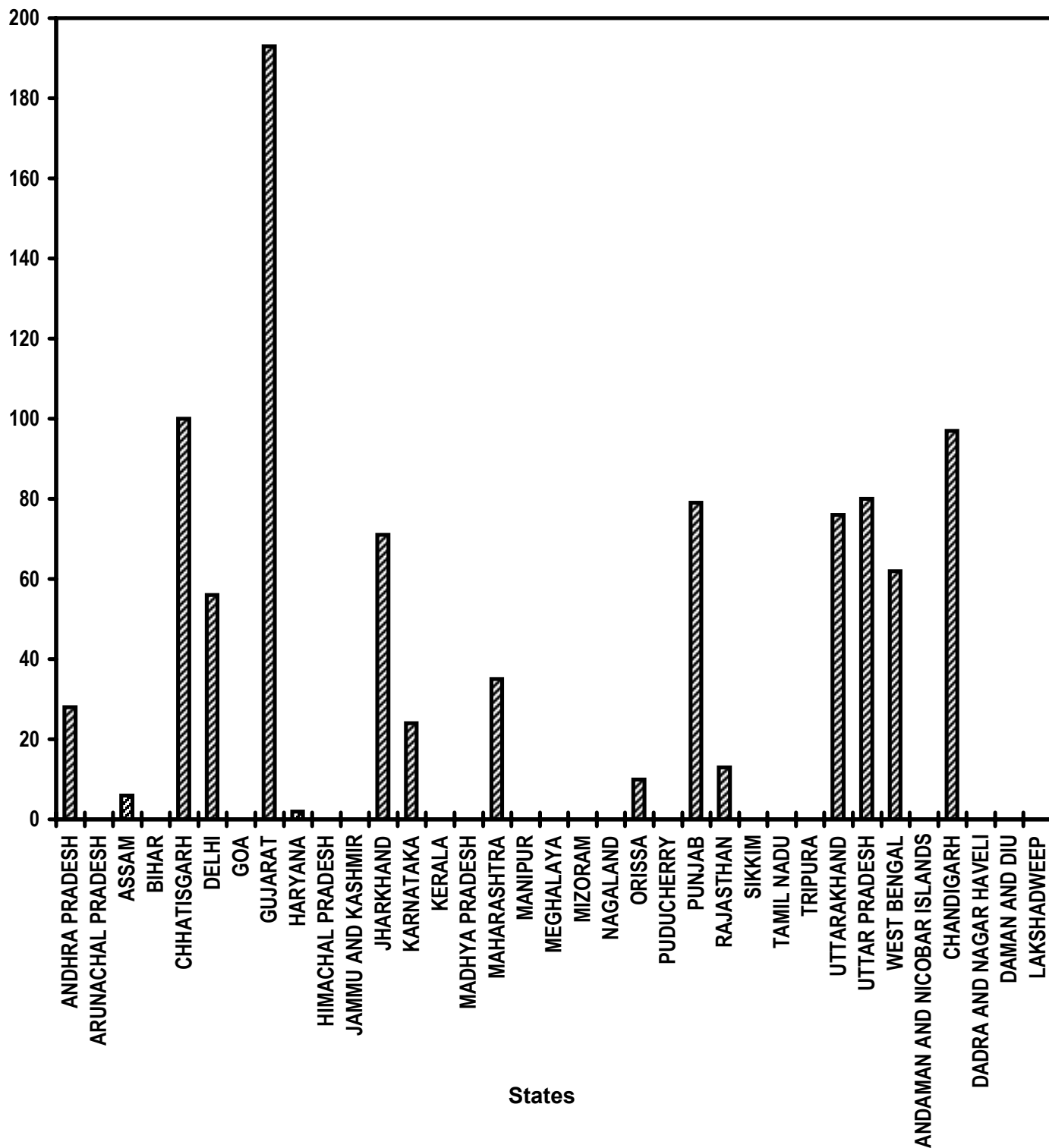


Table - 11(B)

Immunisation of Children
Pulse Polio Immunisation Programme - Infants Immunised
(Unit: Number)

Sl. No.	State/UT Name	Target		Achievement April,2007- November,2007	Percent Achievement April,2007- November,2007
		2007-2008	April,2007- November,2007		
(1)	(2)	(3)	(4)	(5)	(5)/(4)
1	ANDHRA PRADESH	5,22,06,597	3,23,14,701	89,98,276	28
2	ARUNACHAL PRADESH	3,49,942	-	0	-
3	ASSAM	1,38,86,086	46,39,992	2,63,157	6
4	BIHAR	24,32,97,586	18,12,10,588	6,25,633	0
5	CHHATISGARH	1,05,17,022	35,07,902	35,11,333	100
6	DELHI	2,92,47,086	2,12,06,246	1,18,32,546	56
7	GOA	2,67,724	-	0	-
8	GUJARAT	2,30,34,385	66,12,937	1,27,49,949	193
9	HARYANA	2,64,37,223	1,83,73,527	3,63,511	2
10	HIMACHAL PRADESH	14,58,248	-	0	-
11	JAMMU AND KASHMIR	36,87,418	-	21,523	-
12	JHARKHAND	1,60,69,409	53,75,237	37,97,891	71
13	KARNATAKA	1,83,50,203	29,42,737	7,17,478	24
14	KERALA	58,27,130	-	0	-
15	MADHYA PRADESH	3,89,58,455	1,65,17,603	0	0
16	MAHARASHTRA	8,06,28,970	4,53,16,435	1,59,58,851	35
17	MANIPUR	6,88,398	-	0	-
18	MEGHALAYA	8,57,640	-	0	-
19	MIZORAM	2,36,876	-	1,03,303	-
20	NAGALAND	5,41,074	-	19,915	-
21	ORISSA	2,38,76,186	1,47,36,076	14,83,751	10
22	PUDUCHERRY	2,99,758	1,02,012	0	0
23	PUNJAB	1,23,81,569	47,27,709	37,53,184	79
24	RAJASTHAN	5,76,68,737	3,47,40,933	44,75,874	13
25	SIKKIM	1,40,226	-	0	-
26	TAMIL NADU	1,45,58,208	-	0	-
27	TRIPURA	8,36,286	-	0	-
28	UTTARAKHAND	1,17,08,769	85,54,027	65,01,788	76
29	UTTAR PRADESH	41,05,36,432	29,27,52,841	23,49,19,068	80
30	WEST BENGAL	2,22,69,173	35,07,571	21,89,227	62
31	ANDAMAN AND NICOBAR ISLANDS	68,876	-	0	-
32	CHANDIGARH	4,07,571	1,35,857	1,31,143	97
33	DADRA AND NAGAR HAVELI	80,286	-	0	-
34	DAMAN AND DIU	46,686	-	3,155	-
35	LAKSHADWEEP	12,474	-	0	-
Grand Total		1,12,14,38,709	69,72,74,931	31,24,20,556	45

Very Good:(90% or above of targets)

CHHATISGARH, GUJARAT, CHANDIGARH

Good:(Between 80% to 90% targets)

UTTAR PRADESH

Poor:(Below 80% of targets)

ANDHRA PRADESH, ASSAM, BIHAR, DELHI, HARYANA, JHARKHAND, KARNATAKA, MADHYA PRADESH, MAHARASHTRA, ORISSA, PUDUCHERRY, PUNJAB, RAJASTHAN, UTTARAKHAND, WEST BENGAL

Table - 12

Sanitation Programme in Rural Areas
Individual Household latrines constructed
(Unit: Number)

Sl. No.	State/UT Name	Target		Achievement	Percent Achievement
		2007-2008	April,2007- November,2007	April,2007- November,2007	April,2007- November,2007
(1)	(2)	(3)	(4)	(5)	(5)/(4)
1	ANDHRA PRADESH	-	-	44,640	-
2	ARUNACHAL PRADESH	-	-	380	-
3	ASSAM	-	-	47,284	-
4	BIHAR	-	-	1,80,846	-
5	CHHATISGARH	-	-	3,12,947	-
6	DELHI	-	-	0	-
7	GOA	-	-	310	-
8	GUJARAT	-	-	4,29,207	-
9	HARYANA	-	-	5,15,303	-
10	HIMACHAL PRADESH	-	-	76,004	-
11	JAMMU AND KASHMIR	-	-	18,505	-
12	JHARKHAND	-	-	1,43,042	-
13	KARNATAKA	-	-	4,26,657	-
14	KERALA	-	-	1,17,180	-
15	MADHYA PRADESH	-	-	4,67,172	-
16	MAHARASHTRA	-	-	5,62,119	-
17	MANIPUR	-	-	2,557	-
18	MEGHALAYA	-	-	8,863	-
19	MIZORAM	-	-	14,001	-
20	NAGALAND	-	-	4,396	-
21	ORISSA	-	-	3,08,024	-
22	PUDUCHERRY	-	-	531	-
23	PUNJAB	-	-	0	-
24	RAJASTHAN	-	-	3,43,918	-
25	SIKKIM	-	-	9,131	-
26	TAMIL NADU	-	-	4,41,055	-
27	TRIPURA	-	-	1,221	-
28	UTTARAKHAND	-	-	38,808	-
29	UTTAR PRADESH	-	-	9,17,441	-
30	WEST BENGAL	-	-	4,05,131	-
31	ANDAMAN AND NICOBAR ISLANDS	-	-	0	-
32	CHANDIGARH	-	-	0	-
33	DADRA AND NAGAR HAVELI	-	-	0	-
34	DAMAN AND DIU	-	-	0	-
35	LAKSHADWEEP	-	-	0	-
<i>Grand Total</i>		-	-	58,36,673	-

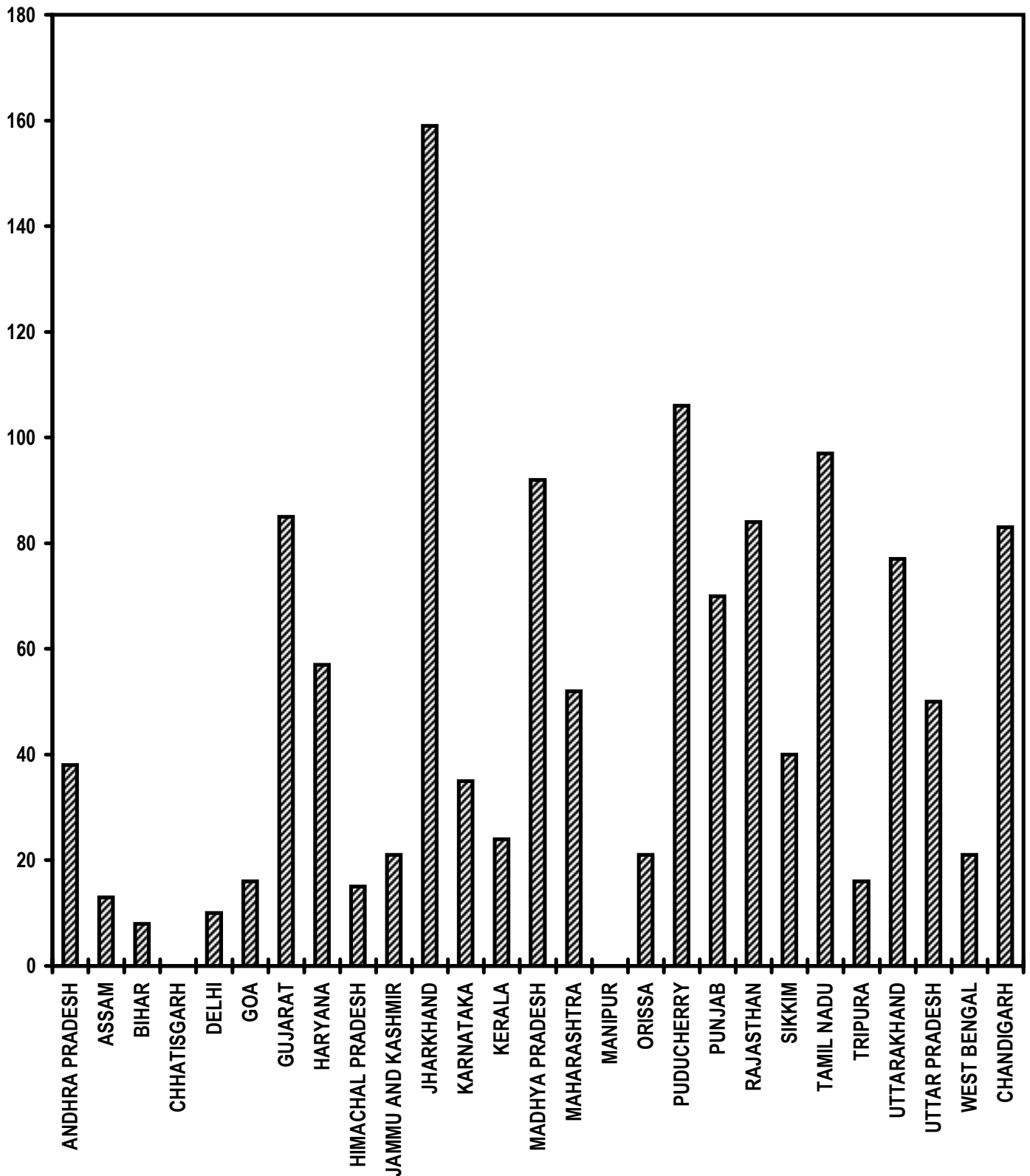
Table - 13

Institutional Delivery
Delivery in institutions
(Unit: Number)

Sl. No.	State/UT Name	Target		Achievement	Percent
		2007-2008	April,2007- November,2007	April,2007- November,2007	April,2007- November,2007
(1)	(2)	(3)	(4)	(5)	(5)/(4)
1	ANDHRA PRADESH	-	-	7,68,581	-
2	ARUNACHAL PRADESH	-	-	0	-
3	ASSAM	-	-	1,55,850	-
4	BIHAR	-	-	2,20,513	-
5	CHHATISGARH	-	-	17,353	-
6	DELHI	-	-	93,961	-
7	GOA	-	-	13,026	-
8	GUJARAT	-	-	5,37,503	-
9	HARYANA	-	-	0	-
10	HIMACHAL PRADESH	-	-	38,530	-
11	JAMMU AND KASHMIR	-	-	86,648	-
12	JHARKHAND	-	-	76,044	-
13	KARNATAKA	-	-	4,29,520	-
14	KERALA	-	-	2,25,200	-
15	MADHYA PRADESH	-	-	7,85,446	-
16	MAHARASHTRA	-	-	7,08,450	-
17	MANIPUR	-	-	5,544	-
18	MEGHALAYA	-	-	11,777	-
19	MIZORAM	-	-	0	-
20	NAGALAND	-	-	0	-
21	ORISSA	-	-	2,45,964	-
22	PUDUCHERRY	-	-	30,634	-
23	PUNJAB	-	-	1,49,097	-
24	RAJASTHAN	-	-	5,99,629	-
25	SIKKIM	-	-	3,791	-
26	TAMIL NADU	-	-	7,38,708	-
27	TRIPURA	-	-	19,153	-
28	UTTARAKHAND	-	-	45,945	-
29	UTTAR PRADESH	-	-	10,41,555	-
30	WEST BENGAL	-	-	4,93,567	-
31	ANDAMAN AND NICOBAR ISLANDS	-	-	3,264	-
32	CHANDIGARH	-	-	12,411	-
33	DADRA AND NAGAR HAVELI	-	-	296	-
34	DAMAN AND DIU	-	-	1,438	-
35	LAKSHADWEEP	-	-	470	-
<i>Grand Total</i>		-	-	75,59,868	-

SC Families Assisted

% Achievement of Target
During April to November, 2007



States

Table - 14

**SC Families Assisted
(Unit: Number)**

Sl. No.	State/UT Name	Target		Achievement	Percent
		2007-2008	April,2007- November,2007	April,2007- November,2007	Achievement April,2007- November,2007
(1)	(2)	(3)	(4)	(5)	(5)/(4)
1	ANDHRA PRADESH	4,50,000	3,00,000	1,12,607	38
2	ASSAM	44,000	29,328	3,808	13
3	BIHAR	2,55,000	1,70,000	12,849	8
4	CHHATISGARH	3,75,000	2,50,000	333	0
5	DELHI	5,000	3,328	335	10
6	GOA	550	360	59	16
7	GUJARAT	1,40,000	93,328	79,670	85
8	HARYANA	88,500	59,000	33,425	57
9	HIMACHAL PRADESH	58,000	38,664	5,619	15
10	JAMMU AND KASHMIR	1,100	728	151	21
11	JHARKHAND	5,50,000	3,66,664	5,83,697	159
12	KARNATAKA	5,00,000	3,33,328	1,15,549	35
13	KERALA	33,000	22,000	5,178	24
14	MADHYA PRADESH	2,43,000	1,62,000	1,49,158	92
15	MAHARASHTRA	1,54,000	1,02,664	53,383	52
16	MANIPUR	550	360	0	0
17	ORISSA	72,600	48,400	10,372	21
18	PUDUCHERRY	5,000	3,328	3,531	106
19	PUNJAB	88,000	58,664	40,877	70
20	RAJASTHAN	4,12,000	2,74,664	2,29,423	84
21	SIKKIM	2,200	1,464	586	40
22	TAMIL NADU	9,00,000	6,00,000	5,83,492	97
23	TRIPURA	22,000	14,664	2,353	16
24	UTTARAKHAND	7,000	4,664	3,611	77
25	UTTAR PRADESH	2,57,000	1,71,328	85,663	50
26	WEST BENGAL	1,10,000	73,328	15,454	21
27	CHANDIGARH	700	464	387	83
Grand Total		47,74,200	31,82,720	21,31,570	67

Very Good:(90% or above of targets)

JHARKHAND, MADHYA PRADESH, PUDUCHERRY, TAMIL NADU

Good:(Between 80% to 90% targets)

GUJARAT, RAJASTHAN, CHANDIGARH

Poor:(Below 80% of targets)

ANDHRA PRADESH, ASSAM, BIHAR, CHHATISGARH, DELHI, GOA, HARYANA, HIMACHAL PRADESH, JAMMU AND KASHMIR, KARNATAKA, KERALA, MAHARASHTRA, MANIPUR, ORISSA, PUNJAB, SIKKIM, TRIPURA, UTTARAKHAND, UTTAR PRADESH, WEST BENGAL

Table - 15

**ST Families Assisted
(Unit: Number)**

Sl. No.	State/UT Name	Target		Achievement	Percent
		2007-2008	April,2007- November,2007	April,2007- November,2007	Achievement April,2007- November,2007
(1)	(2)	(3)	(4)	(5)	(5)/(4)
1	ANDHRA PRADESH	-	-	87,994	-
2	ARUNACHAL PRADESH	-	-	0	-
3	ASSAM	-	-	1,275	-
4	BIHAR	-	-	955	-
5	CHHATISGARH	-	-	240	-
6	DELHI	-	-	0	-
7	GOA	-	-	650	-
8	GUJARAT	-	-	83,266	-
9	HARYANA	-	-	0	-
10	HIMACHAL PRADESH	-	-	0	-
11	JAMMU AND KASHMIR	-	-	175	-
12	JHARKHAND	-	-	10,32,249	-
13	KARNATAKA	-	-	37,458	-
14	KERALA	-	-	0	-
15	MADHYA PRADESH	-	-	1,98,623	-
16	MAHARASHTRA	-	-	2,03,315	-
17	MANIPUR	-	-	0	-
18	MEGHALAYA	-	-	0	-
19	MIZORAM	-	-	0	-
20	NAGALAND	-	-	0	-
21	ORISSA	-	-	25,197	-
22	PUDUCHERRY	-	-	0	-
23	PUNJAB	-	-	0	-
24	RAJASTHAN	-	-	34,064	-
25	SIKKIM	-	-	1,857	-
26	TAMIL NADU	-	-	20,327	-
27	TRIPURA	-	-	2,103	-
28	UTTARAKHAND	-	-	692	-
29	UTTAR PRADESH	-	-	570	-
30	WEST BENGAL	-	-	944	-
31	ANDAMAN AND NICOBAR ISLANDS	-	-	141	-
32	CHANDIGARH	-	-	0	-
33	DADRA AND NAGAR HAVELI	-	-	0	-
34	DAMAN AND DIU	-	-	0	-
35	LAKSHADWEEP	-	-	0	-
<i>Grand Total</i>		-	-	17,32,095	-

Universalization of ICDS Scheme

ICDS Blocks Operational (Cumulative)

% Achievement of Target
During April to November, 2007

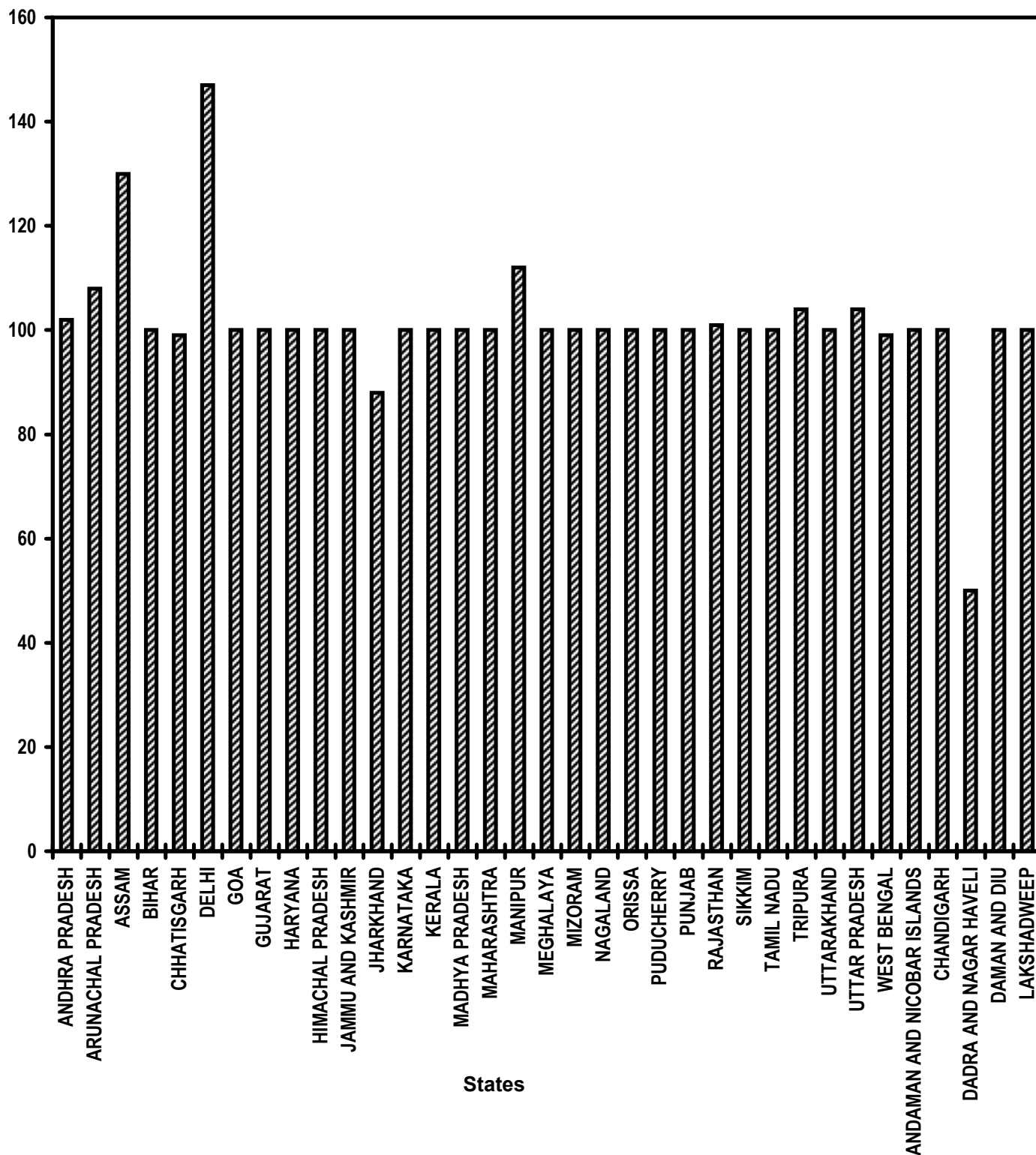


Table - 16

**Universalization of ICDS Scheme
ICDS Blocks Operational (Cumulative)
(Unit: Number)**

Sl. No.	State/UT Name	Target		Achievement	Percent
		2007-2008	April,2007- November,2007	April,2007- November,2007	Achievement April,2007- November,2007
(1)	(2)	(3)	(4)	(5)	(5)/(4)
1	ANDHRA PRADESH	382	376	382	102
2	ARUNACHAL PRADESH	83	79	85	108
3	ASSAM	222	219	284	130
4	BIHAR	538	538	537	100
5	CHHATISGARH	162	158	157	99
6	DELHI	45	34	50	147
7	GOA	11	11	11	100
8	GUJARAT	260	260	260	100
9	HARYANA	134	128	128	100
10	HIMACHAL PRADESH	76	76	76	100
11	JAMMU AND KASHMIR	140	140	140	100
12	JHARKHAND	204	204	180	88
13	KARNATAKA	185	185	185	100
14	KERALA	163	163	163	100
15	MADHYA PRADESH	367	367	367	100
16	MAHARASHTRA	441	416	416	100
17	MANIPUR	37	34	38	112
18	MEGHALAYA	40	39	39	100
19	MIZORAM	23	23	23	100
20	NAGALAND	56	56	56	100
21	ORISSA	326	326	326	100
22	PUDUCHERRY	5	5	5	100
23	PUNJAB	148	148	148	100
24	RAJASTHAN	277	274	278	101
25	SIKKIM	11	11	11	100
26	TAMIL NADU	434	434	434	100
27	TRIPURA	53	51	53	104
28	UTTARAKHAND	99	99	99	100
29	UTTAR PRADESH	878	835	867	104
30	WEST BENGAL	416	416	411	99
31	ANDAMAN AND NICOBAR ISLANDS	5	5	5	100
32	CHANDIGARH	3	3	3	100
33	DADRA AND NAGAR HAVELI	2	2	1	50
34	DAMAN AND DIU	2	2	2	100
35	LAKSHADWEEP	1	1	1	100
Grand Total		6,229	6,118	6,221	102

Very Good:(90% or above of targets)

ANDHRA PRADESH, ARUNACHAL PRADESH, ASSAM, BIHAR, CHHATISGARH, DELHI, GOA, GUJARAT, HARYANA, HIMACHAL PRADESH, JAMMU AND KASHMIR, KARNATAKA, KERALA, MADHYA PRADESH, MAHARASHTRA, MANIPUR, MEGHALAYA, MIZORAM, NAGALAND, ORISSA, PUDUCHERRY, PUNJAB, RAJASTHAN, SIKKIM, TAMIL NADU, TRIPURA, UTTARAKHAND, UTTAR PRADESH, WEST BENGAL, ANDAMAN AND NICOBAR ISLANDS, CHANDIGARH, DAMAN AND DIU, LAKSHADWEEP

Good:(Between 80% to 90% targets)

JHARKHAND

Poor:(Below 80% of targets)

DADRA AND NAGAR HAVELI

Functional Anganwadis

(Cumulative)

% Achievement of Target

During April to November, 2007

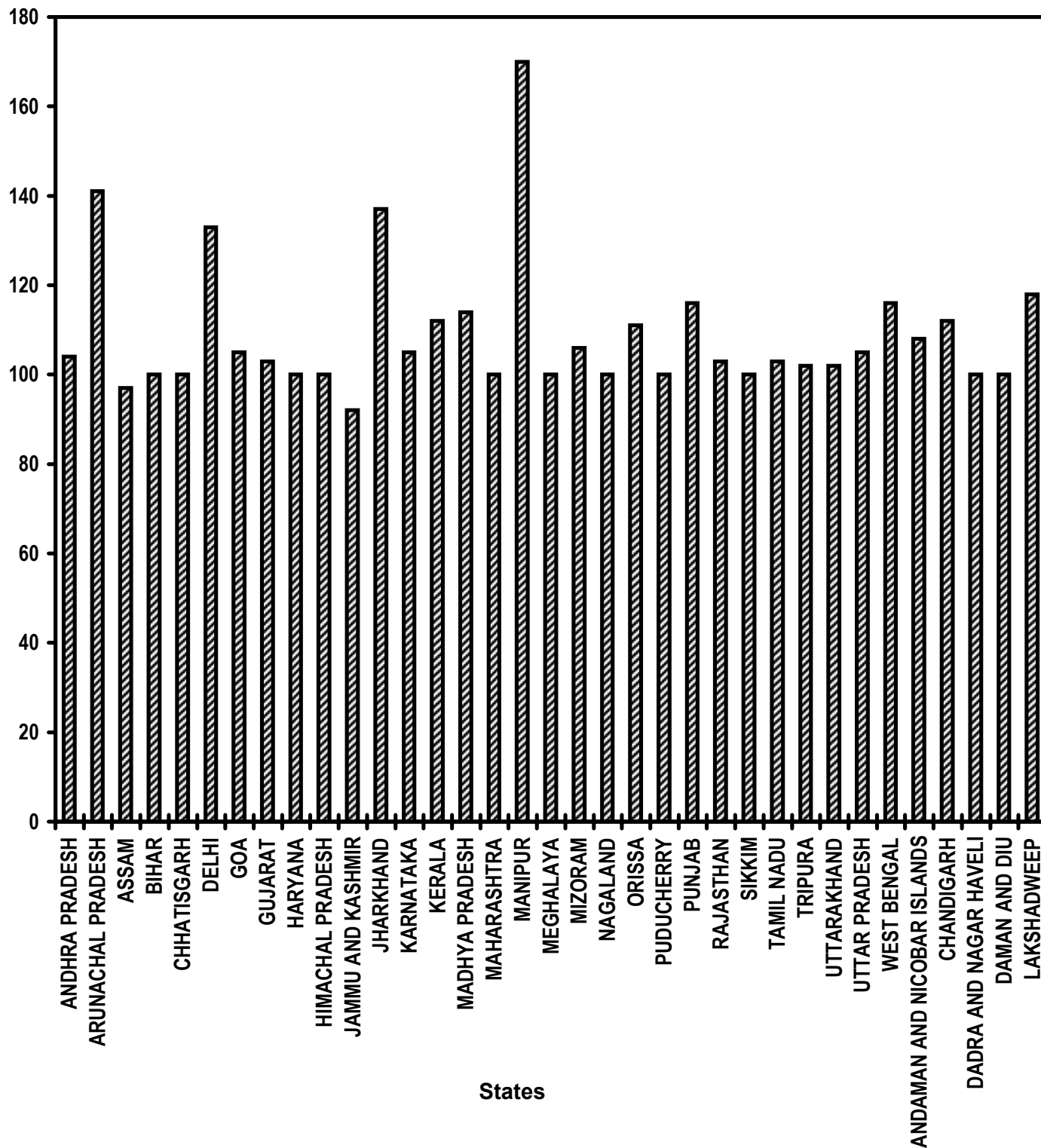


Table - 17

Functional Anganwadis
Anganwadis Functional (Cumulative)
(Unit: Number)

Sl. No.	State/UT Name	Target		Achievement	Percent
		2007-2008	April,2007- November,2007	April,2007- November,2007	Achievement April,2007- November,2007
(1)	(2)	(3)	(4)	(5)	(5)/(4)
1	ANDHRA PRADESH	71,256	65,766	68,178	104
2	ARUNACHAL PRADESH	3,905	3,037	4,277	141
3	ASSAM	35,580	32,075	31,230	97
4	BIHAR	80,528	80,528	80,211	100
5	CHHATISGARH	33,287	29,437	29,312	100
6	DELHI	5,603	4,428	5,903	133
7	GOA	1,082	1,012	1,062	105
8	GUJARAT	43,371	41,484	42,809	103
9	HARYANA	16,942	16,359	16,359	100
10	HIMACHAL PRADESH	18,248	18,248	18,248	100
11	JAMMU AND KASHMIR	23,382	18,772	17,315	92
12	JHARKHAND	31,724	30,854	42,247	137
13	KARNATAKA	53,466	51,614	54,260	105
14	KERALA	28,651	28,651	32,146	112
15	MADHYA PRADESH	66,264	59,324	67,544	114
16	MAHARASHTRA	82,494	75,580	75,444	100
17	MANIPUR	6,698	4,501	7,639	170
18	MEGHALAYA	3,325	3,179	3,192	100
19	MIZORAM	1,655	1,592	1,682	106
20	NAGALAND	3,146	3,035	3,035	100
21	ORISSA	40,432	37,480	41,697	111
22	PUDUCHERRY	688	688	688	100
23	PUNJAB	19,345	17,421	20,169	116
24	RAJASTHAN	47,919	46,862	48,355	103
25	SIKKIM	988	988	988	100
26	TAMIL NADU	46,803	45,726	47,265	103
27	TRIPURA	6,974	6,094	6,200	102
28	UTTARAKHAND	9,102	7,792	7,948	102
29	UTTAR PRADESH	1,46,776	1,37,557	1,44,177	105
30	WEST BENGAL	86,898	74,640	86,589	116
31	ANDAMAN AND NICOBAR ISLANDS	657	621	672	108
32	CHANDIGARH	358	329	370	112
33	DADRA AND NAGAR HAVELI	218	215	215	100
34	DAMAN AND DIU	104	97	97	100
35	LAKSHADWEEP	83	74	87	118
Grand Total		10,17,952	9,46,060	10,07,610	107

Very Good:(90% or above of targets)

ANDHRA PRADESH, ARUNACHAL PRADESH, ASSAM, BIHAR, CHHATISGARH, DELHI, GOA, GUJARAT, HARYANA, HIMACHAL PRADESH, JAMMU AND KASHMIR, JHARKHAND, KARNATAKA, KERALA, MADHYA PRADESH, MAHARASHTRA, MANIPUR, MEGHALAYA, MIZORAM, NAGALAND, ORISSA, PUDUCHERRY, PUNJAB, RAJASTHAN, SIKKIM, TAMIL NADU, TRIPURA, UTTARAKHAND, UTTAR PRADESH, WEST BENGAL, ANDAMAN AND NICOBAR ISLANDS, CHANDIGARH, DADRA AND NAGAR HAVELI, DAMAN AND DIU, LAKSHADWEEP

No. of Urban poor families assisted under Seven Point Charter

Poor Families Assisted
% Achievement of Target
During April to November, 2007

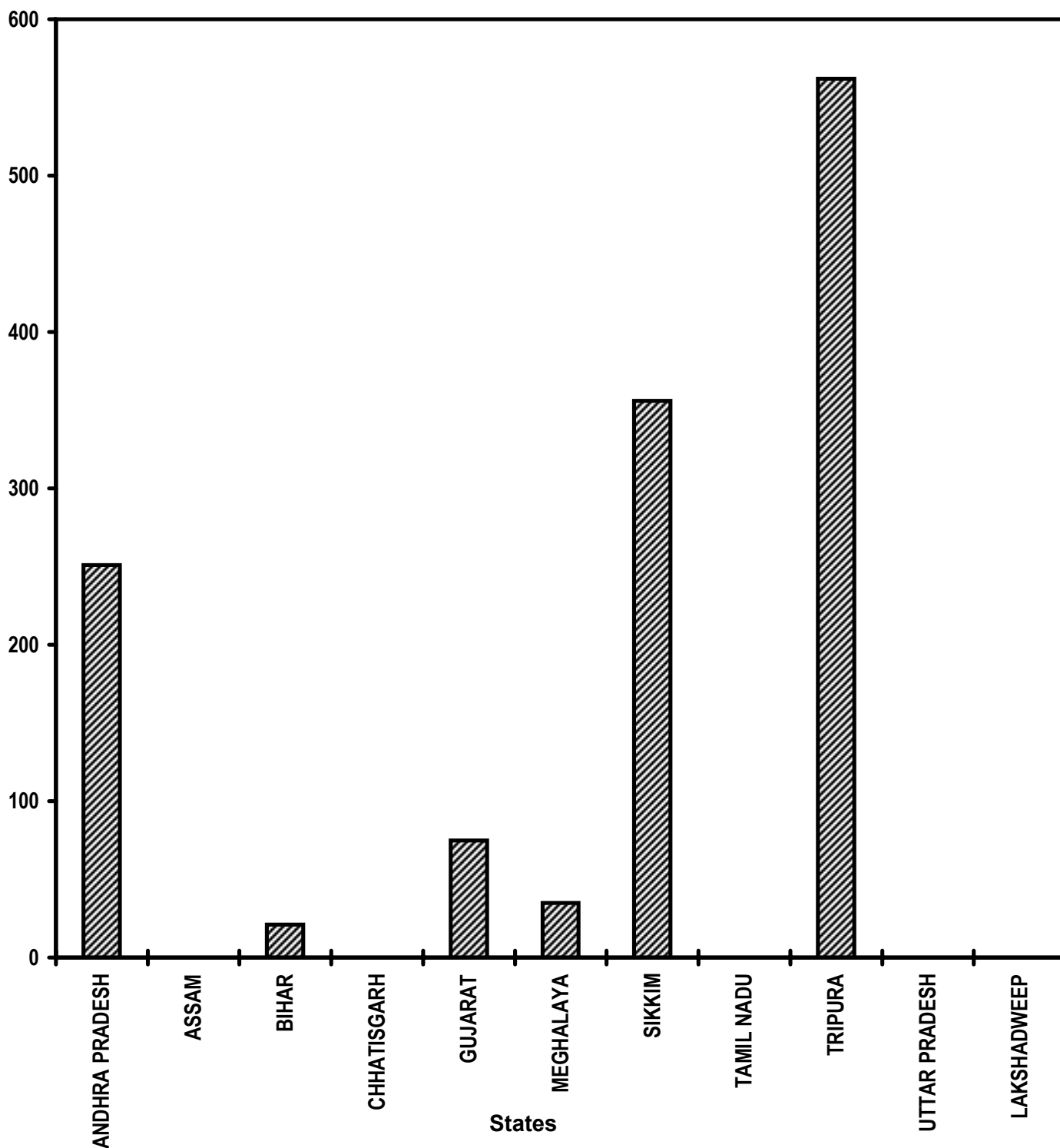


Table - 18

**No. of Urban poor families assisted under Seven Point Charter
Poor Families Assisted
(Unit: Number)**

Sl. No.	State/UT Name	Target		Achievement April,2007- November,2007	Percent Achievement April,2007- November,2007
		2007-2008	April,2007- November,2007		
(1)	(2)	(3)	(4)	(5)	(5)/(4)
1	ANDHRA PRADESH	79,320	52,880	1,32,687	251
2	ASSAM	288	192	0	0
3	BIHAR	14,200	9,464	2,025	21
4	CHHATISGARH	5,000	3,328	0	0
5	GUJARAT	4,000	2,664	2,000	75
6	MEGHALAYA	1,125	744	262	35
7	SIKKIM	1,000	664	2,363	356
8	TAMIL NADU	8,000	5,328	0	0
9	TRIPURA	2,380	1,584	8,895	562
10	UTTAR PRADESH	6,168	4,112	0	0
11	LAKSHADWEEP	20	8	0	0
Grand Total		1,21,501	80,968	1,48,232	183

Very Good:(90% or above of targets)

ANDHRA PRADESH, SIKKIM, TRIPURA

Poor:(Below 80% of targets)

ASSAM, BIHAR, CHHATISGARH, GUJARAT, MEGHALAYA, TAMIL NADU, UTTAR PRADESH, LAKSHADWEEP

Afforestation (Public and Forest Lands)

Area Covered under Plantation

% Achievement of Target
During April to November, 2007

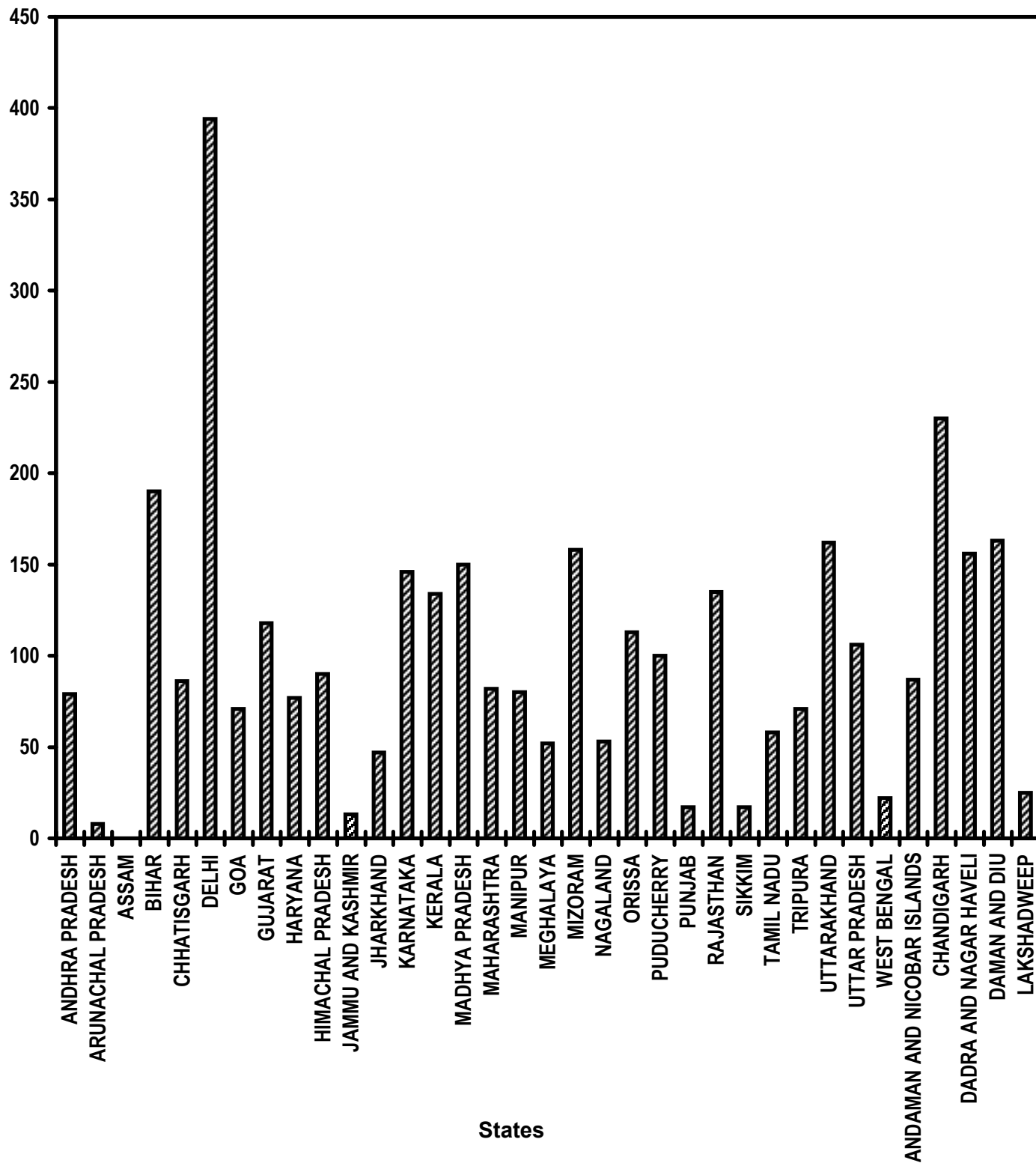


Table - 19(A)

**Afforestation (Public and Forest Lands)
Area Covered under Plantation
(Unit: Hectares)**

Sl. No.	State/UT Name	Target		Achievement April,2007- November,2007	Percent Achievement April,2007- November,2007
		2007-2008	April,2007- November,2007		
(1)	(2)	(3)	(4)	(5)	(5)/(4)
1	ANDHRA PRADESH	3,00,000	2,00,000	1,58,479	79
2	ARUNACHAL PRADESH	10,000	6,664	536	8
3	ASSAM	20,000	13,328	0	0
4	BIHAR	20,000	13,328	25,371	190
5	CHHATISGARH	1,00,000	66,664	57,248	86
6	DELHI	25	16	63	394
7	GOA	1,000	664	471	71
8	GUJARAT	1,00,000	66,664	78,469	118
9	HARYANA	20,000	13,328	10,300	77
10	HIMACHAL PRADESH	20,000	13,328	12,005	90
11	JAMMU AND KASHMIR	35,000	23,328	3,127	13
12	JHARKHAND	1,00,000	66,664	31,603	47
13	KARNATAKA	80,000	53,328	77,812	146
14	KERALA	10,000	6,664	8,899	134
15	MADHYA PRADESH	2,50,000	1,66,664	2,50,000	150
16	MAHARASHTRA	1,00,000	66,664	54,740	82
17	MANIPUR	10,000	6,664	5,303	80
18	MEGHALAYA	6,000	4,000	2,060	52
19	MIZORAM	9,000	6,000	9,489	158
20	NAGALAND	25,000	16,664	8,784	53
21	ORISSA	80,000	53,328	60,155	113
22	PUDUCHERRY	75	48	48	100
23	PUNJAB	15,000	10,000	1,694	17
24	RAJASTHAN	80,000	53,328	71,990	135
25	SIKKIM	12,000	8,000	1,334	17
26	TAMIL NADU	1,60,000	1,06,664	61,879	58
27	TRIPURA	15,000	10,000	7,098	71
28	UTTARAKHAND	1,40,000	93,328	1,50,968	162
29	UTTAR PRADESH	60,000	40,000	42,419	106
30	WEST BENGAL	80,000	53,328	11,790	22
31	ANDAMAN AND NICOBAR ISLANDS	1,500	1,000	871	87
32	CHANDIGARH	150	96	221	230
33	DADRA AND NAGAR HAVELI	200	128	200	156
34	DAMAN AND DIU	30	16	26	162
35	LAKSHADWEEP	20	12	3	25
Grand Total		18,60,000	12,39,900	12,05,455	97

Very Good:(90% or above of targets)

BIHAR, DELHI, GUJARAT, HIMACHAL PRADESH, KARNATAKA, KERALA, MADHYA PRADESH, MIZORAM, ORISSA, PUDUCHERRY, RAJASTHAN, UTTARAKHAND, UTTAR PRADESH, CHANDIGARH, DADRA AND NAGAR HAVELI, DAMAN AND DIU

Good:(Between 80% to 90% targets)

CHHATISGARH, MAHARASHTRA, MANIPUR, ANDAMAN AND NICOBAR ISLANDS

Poor:(Below 80% of targets)

ANDHRA PRADESH, ARUNACHAL PRADESH, ASSAM, GOA, HARYANA, JAMMU AND KASHMIR, JHARKHAND, MEGHALAYA, NAGALAND, PUNJAB, SIKKIM, TAMIL NADU, TRIPURA, WEST BENGAL, LAKSHADWEEP

Afforestation (Public and Forest Lands)

Seedlings planted
% Achievement of Target
During April to November, 2007

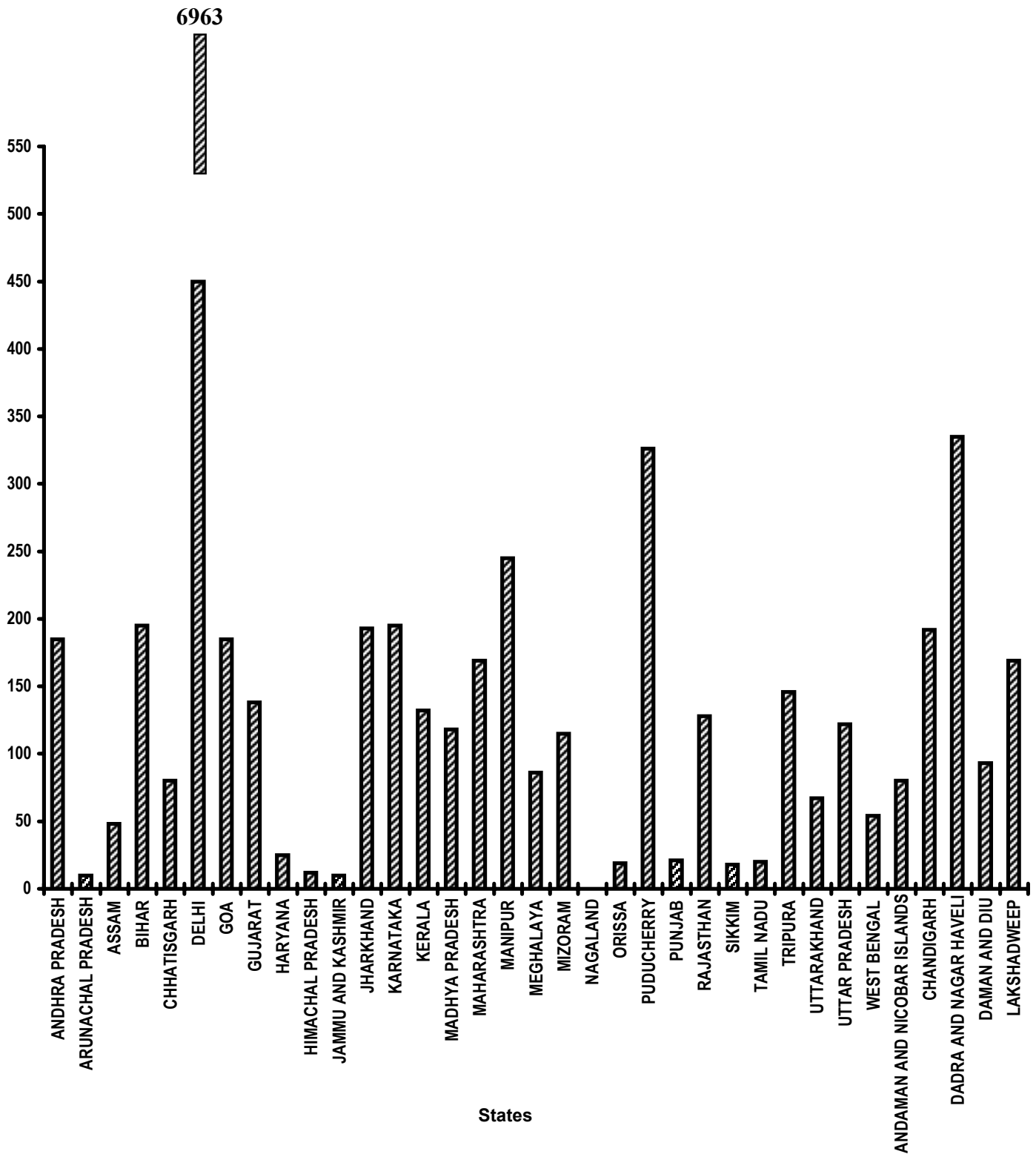


Table - 19(B)

**Afforestation (Public and Forest Lands)
Seedlings planted
(Unit: Number)**

Sl. No.	State/UT Name	Target		Achievement	Percent
		2007-2008	April,2007- November,2007	April,2007- November,2007	Achievement April,2007- November,2007
(1)	(2)	(3)	(4)	(5)	(5)/(4)
1	ANDHRA PRADESH	19,50,00,000	13,00,00,000	24,01,40,561	185
2	ARUNACHAL PRADESH	65,00,000	43,33,328	4,43,101	10
3	ASSAM	1,30,00,000	86,66,664	41,50,000	48
4	BIHAR	1,30,00,000	86,66,664	1,69,33,000	195
5	CHHATISGARH	6,50,00,000	4,33,33,328	3,45,24,000	80
6	DELHI	20,000	13,328	9,28,000	6,963
7	GOA	6,50,000	4,33,328	8,02,000	185
8	GUJARAT	6,50,00,000	4,33,33,328	5,97,68,000	138
9	HARYANA	1,30,00,000	86,66,664	21,94,200	25
10	HIMACHAL PRADESH	1,30,00,000	86,66,664	10,51,000	12
11	JAMMU AND KASHMIR	2,27,50,000	1,51,66,664	15,70,000	10
12	JHARKHAND	6,50,00,000	4,33,33,328	8,37,09,283	193
13	KARNATAKA	5,20,00,000	3,46,66,664	6,77,67,000	195
14	KERALA	65,00,000	43,33,328	57,08,481	132
15	MADHYA PRADESH	16,25,00,000	10,83,33,328	12,78,26,779	118
16	MAHARASHTRA	6,50,00,000	4,33,33,328	7,33,39,000	169
17	MANIPUR	65,00,000	43,33,328	1,06,06,000	245
18	MEGHALAYA	39,00,000	26,00,000	22,47,547	86
19	MIZORAM	58,50,000	39,00,000	44,72,595	115
20	NAGALAND	1,62,50,000	1,08,33,328	0	0
21	ORISSA	5,20,00,000	3,46,66,664	65,54,000	19
22	PUDUCHERRY	50,000	33,328	1,08,728	326
23	PUNJAB	97,50,000	65,00,000	13,50,000	21
24	RAJASTHAN	5,20,00,000	3,46,66,664	4,42,20,100	128
25	SIKKIM	78,00,000	52,00,000	9,28,473	18
26	TAMIL NADU	10,40,00,000	6,93,33,328	1,40,29,000	20
27	TRIPURA	97,50,000	65,00,000	95,13,000	146
28	UTTARAKHAND	9,10,00,000	6,06,66,664	4,08,00,000	67
29	UTTAR PRADESH	3,90,00,000	2,60,00,000	3,16,39,699	122
30	WEST BENGAL	5,20,00,000	3,46,66,664	1,88,65,000	54
31	ANDAMAN AND NICOBAR ISLANDS	9,80,000	6,53,328	5,21,516	80
32	CHANDIGARH	1,00,000	66,664	1,28,178	192
33	DADRA AND NAGAR HAVELI	1,30,000	86,664	2,90,000	335
34	DAMAN AND DIU	20,000	13,328	12,371	93
35	LAKSHADWEEP	10,000	6,664	11,295	169
Grand Total		1,20,90,10,000	80,60,06,552	90,71,51,907	113

Very Good:(90% or above of targets)

ANDHRA PRADESH, BIHAR, DELHI, GOA, GUJARAT, JHARKHAND, KARNATAKA, KERALA, MADHYA PRADESH, MAHARASHTRA, MANIPUR, MIZORAM, PUDUCHERRY, RAJASTHAN, TRIPURA, UTTAR PRADESH, CHANDIGARH, DADRA AND NAGAR HAVELI, DAMAN AND DIU, LAKSHADWEEP

Good:(Between 80% to 90% targets)

CHHATISGARH, MEGHALAYA, ANDAMAN AND NICOBAR ISLANDS

Poor:(Below 80% of targets)

ARUNACHAL PRADESH, ASSAM, HARYANA, HIMACHAL PRADESH, JAMMU AND KASHMIR, NAGALAND, ORISSA, PUNJAB, SIKKIM, TAMIL NADU, UTTARAKHAND, WEST BENGAL

Table - 20(A)

Rehabilitation of Handicapped and Orphans
Handicapped: Deen Dayal Rehabilitation Scheme (Beneficiaries)
 (Unit: Number)

Sl. No.	State/UT Name	Target		Achievement	Percent
		2007-2008	April,2007- November,2007	April,2007- November,2007	April,2007- November,2007
(1)	(2)	(3)	(4)	(5)	(5)/(4)
1	ANDHRA PRADESH	-	-	14,647	-
2	ARUNACHAL PRADESH	-	-	0	-
3	ASSAM	-	-	0	-
4	BIHAR	-	-	0	-
5	CHHATISGARH	-	-	0	-
6	DELHI	-	-	0	-
7	GOA	-	-	0	-
8	GUJARAT	-	-	0	-
9	HARYANA	-	-	0	-
10	HIMACHAL PRADESH	-	-	373	-
11	JAMMU AND KASHMIR	-	-	172	-
12	JHARKHAND	-	-	34,577	-
13	KARNATAKA	-	-	118	-
14	KERALA	-	-	0	-
15	MADHYA PRADESH	-	-	0	-
16	MAHARASHTRA	-	-	27	-
17	MANIPUR	-	-	1,170	-
18	MEGHALAYA	-	-	300	-
19	MIZORAM	-	-	0	-
20	NAGALAND	-	-	546	-
21	ORISSA	-	-	3,073	-
22	PUDUCHERRY	-	-	1,517	-
23	PUNJAB	-	-	0	-
24	RAJASTHAN	-	-	0	-
25	SIKKIM	-	-	0	-
26	TAMIL NADU	-	-	0	-
27	TRIPURA	-	-	84	-
28	UTTARAKHAND	-	-	42	-
29	UTTAR PRADESH	-	-	0	-
30	WEST BENGAL	-	-	8,613	-
31	ANDAMAN AND NICOBAR ISLANDS	-	-	0	-
32	CHANDIGARH	-	-	0	-
33	DADRA AND NAGAR HAVELI	-	-	0	-
34	DAMAN AND DIU	-	-	0	-
35	LAKSHADWEEP	-	-	0	-
<i>Grand Total</i>		-	-	65,259	-

Table - 20(B)

**Rehabilitation of Handicapped and Orphans
Handicapped: Assistance to Disabled persons for purchase/fitting of Aids and Appliances (Beneficiaries)
(Unit: Number)**

Sl. No.	State/UT Name	Target		Achievement	Percent
		2007-2008	April,2007- November,2007	April,2007- November,2007	April,2007- November,2007
(1)	(2)	(3)	(4)	(5)	(5)/(4)
1	ANDHRA PRADESH	-	-	7,736	-
2	ARUNACHAL PRADESH	-	-	73	-
3	ASSAM	-	-	0	-
4	BIHAR	-	-	0	-
5	CHHATISGARH	-	-	0	-
6	DELHI	-	-	0	-
7	GOA	-	-	121	-
8	GUJARAT	-	-	0	-
9	HARYANA	-	-	4	-
10	HIMACHAL PRADESH	-	-	477	-
11	JAMMU AND KASHMIR	-	-	0	-
12	JHARKHAND	-	-	5,683	-
13	KARNATAKA	-	-	3	-
14	KERALA	-	-	0	-
15	MADHYA PRADESH	-	-	0	-
16	MAHARASHTRA	-	-	8	-
17	MANIPUR	-	-	1,779	-
18	MEGHALAYA	-	-	0	-
19	MIZORAM	-	-	0	-
20	NAGALAND	-	-	0	-
21	ORISSA	-	-	660	-
22	PUDUCHERRY	-	-	489	-
23	PUNJAB	-	-	0	-
24	RAJASTHAN	-	-	6,595	-
25	SIKKIM	-	-	187	-
26	TAMIL NADU	-	-	0	-
27	TRIPURA	-	-	2,164	-
28	UTTARAKHAND	-	-	116	-
29	UTTAR PRADESH	-	-	1,980	-
30	WEST BENGAL	-	-	5,801	-
31	ANDAMAN AND NICOBAR ISLANDS	-	-	66	-
32	CHANDIGARH	-	-	11	-
33	DADRA AND NAGAR HAVELI	-	-	0	-
34	DAMAN AND DIU	-	-	0	-
35	LAKSHADWEEP	-	-	0	-
<i>Grand Total</i>		-	-	33,953	-

Table - 20(C)

**Rehabilitation of Handicapped and Orphans
(Unit: Number)**

Sl. No.	State/UT Name	Orphans:	Orphans:
		Assistance to Home for Children (Shishu Greh) : In country adoptions (Number) April,2007- November,2007	Assistance to Home for Children (Shishu Greh) : Inter country adoptions (Number) April,2007- November,2007
(1)	(2)	(3)	(4)
1	ANDHRA PRADESH	167	24
2	ARUNACHAL PRADESH	0	0
3	ASSAM	0	0
4	BIHAR	0	0
5	CHHATISGARH	0	0
6	DELHI	0	0
7	GOA	0	0
8	GUJARAT	0	0
9	HARYANA	0	9
10	HIMACHAL PRADESH	4	0
11	JAMMU AND KASHMIR	0	0
12	JHARKHAND	445	0
13	KARNATAKA	0	0
14	KERALA	27	0
15	MADHYA PRADESH	9	0
16	MAHARASHTRA	31	0
17	MANIPUR	0	0
18	MEGHALAYA	0	0
19	MIZORAM	0	0
20	NAGALAND	0	0
21	ORISSA	0	0
22	PUDUCHERRY	8	8
23	PUNJAB	0	0
24	RAJASTHAN	0	0
25	SIKKIM	0	0
26	TAMIL NADU	0	0
27	TRIPURA	40	0
28	UTTARAKHAND	0	1
29	UTTAR PRADESH	35	0
30	WEST BENGAL	352	297
31	ANDAMAN AND NICOBAR ISLANDS	1	0
32	CHANDIGARH	8	0
33	DADRA AND NAGAR HAVELI	0	0
34	DAMAN AND DIU	0	0
35	LAKSHADWEEP	0	0
Grand Total		1,127	339

Table - 21(A)

Welfare of the aged : Under the Scheme Integrated Programme for Older persons
Beneficiaries under Day-care Homes
(Unit: Number)

Sl. No.	State/UT Name	Target		Achievement	Percent
		2007-2008	April,2007- November,2007	April,2007- November,2007	Achievement April,2007- November,2007
(1)	(2)	(3)	(4)	(5)	(5)/(4)
1	ANDHRA PRADESH	-	-	2,450	-
2	ARUNACHAL PRADESH	-	-	0	-
3	ASSAM	-	-	0	-
4	BIHAR	-	-	0	-
5	CHHATISGARH	-	-	0	-
6	DELHI	-	-	0	-
7	GOA	-	-	47	-
8	GUJARAT	-	-	0	-
9	HARYANA	-	-	600	-
10	HIMACHAL PRADESH	-	-	0	-
11	JAMMU AND KASHMIR	-	-	0	-
12	JHARKHAND	-	-	26,755	-
13	KARNATAKA	-	-	1	-
14	KERALA	-	-	27	-
15	MADHYA PRADESH	-	-	375	-
16	MAHARASHTRA	-	-	1,917	-
17	MANIPUR	-	-	0	-
18	MEGHALAYA	-	-	0	-
19	MIZORAM	-	-	0	-
20	NAGALAND	-	-	0	-
21	ORISSA	-	-	3,575	-
22	PUDUCHERRY	-	-	50	-
23	PUNJAB	-	-	0	-
24	RAJASTHAN	-	-	0	-
25	SIKKIM	-	-	0	-
26	TAMIL NADU	-	-	1,168	-
27	TRIPURA	-	-	250	-
28	UTTARAKHAND	-	-	0	-
29	UTTAR PRADESH	-	-	235	-
30	WEST BENGAL	-	-	1,700	-
31	ANDAMAN AND NICOBAR ISLANDS	-	-	0	-
32	CHANDIGARH	-	-	0	-
33	DADRA AND NAGAR HAVELI	-	-	0	-
34	DAMAN AND DIU	-	-	0	-
35	LAKSHADWEEP	-	-	0	-
<i>Grand Total</i>		-	-	39,150	-

Table - 21(B)

Welfare of the aged
Beneficiaries under Old-age Homes
(Unit: Number)

Sl. No.	State/UT Name	Target		Achievement	Percent
		2007-2008	April,2007- November,2007	April,2007- November,2007	April,2007- November,2007
(1)	(2)	(3)	(4)	(5)	(5)/(4)
1	ANDHRA PRADESH	-	-	2,775	-
2	ARUNACHAL PRADESH	-	-	0	-
3	ASSAM	-	-	0	-
4	BIHAR	-	-	0	-
5	CHHATISGARH	-	-	0	-
6	DELHI	-	-	0	-
7	GOA	-	-	0	-
8	GUJARAT	-	-	0	-
9	HARYANA	-	-	176	-
10	HIMACHAL PRADESH	-	-	171	-
11	JAMMU AND KASHMIR	-	-	123	-
12	JHARKHAND	-	-	48,043	-
13	KARNATAKA	-	-	62	-
14	KERALA	-	-	450	-
15	MADHYA PRADESH	-	-	1,225	-
16	MAHARASHTRA	-	-	1,740	-
17	MANIPUR	-	-	0	-
18	MEGHALAYA	-	-	0	-
19	MIZORAM	-	-	0	-
20	NAGALAND	-	-	35	-
21	ORISSA	-	-	1,325	-
22	PUDUCHERRY	-	-	325	-
23	PUNJAB	-	-	0	-
24	RAJASTHAN	-	-	918	-
25	SIKKIM	-	-	0	-
26	TAMIL NADU	-	-	1,098	-
27	TRIPURA	-	-	100	-
28	UTTARAKHAND	-	-	19	-
29	UTTAR PRADESH	-	-	71	-
30	WEST BENGAL	-	-	900	-
31	ANDAMAN AND NICOBAR ISLANDS	-	-	22	-
32	CHANDIGARH	-	-	59	-
33	DADRA AND NAGAR HAVELI	-	-	753	-
34	DAMAN AND DIU	-	-	0	-
35	LAKSHADWEEP	-	-	0	-
<i>Grand Total</i>		-	-	60,390	-

Rural Roads - PMGSY

Length of Road Constructed

% Achievement of Target
During April to November, 2007

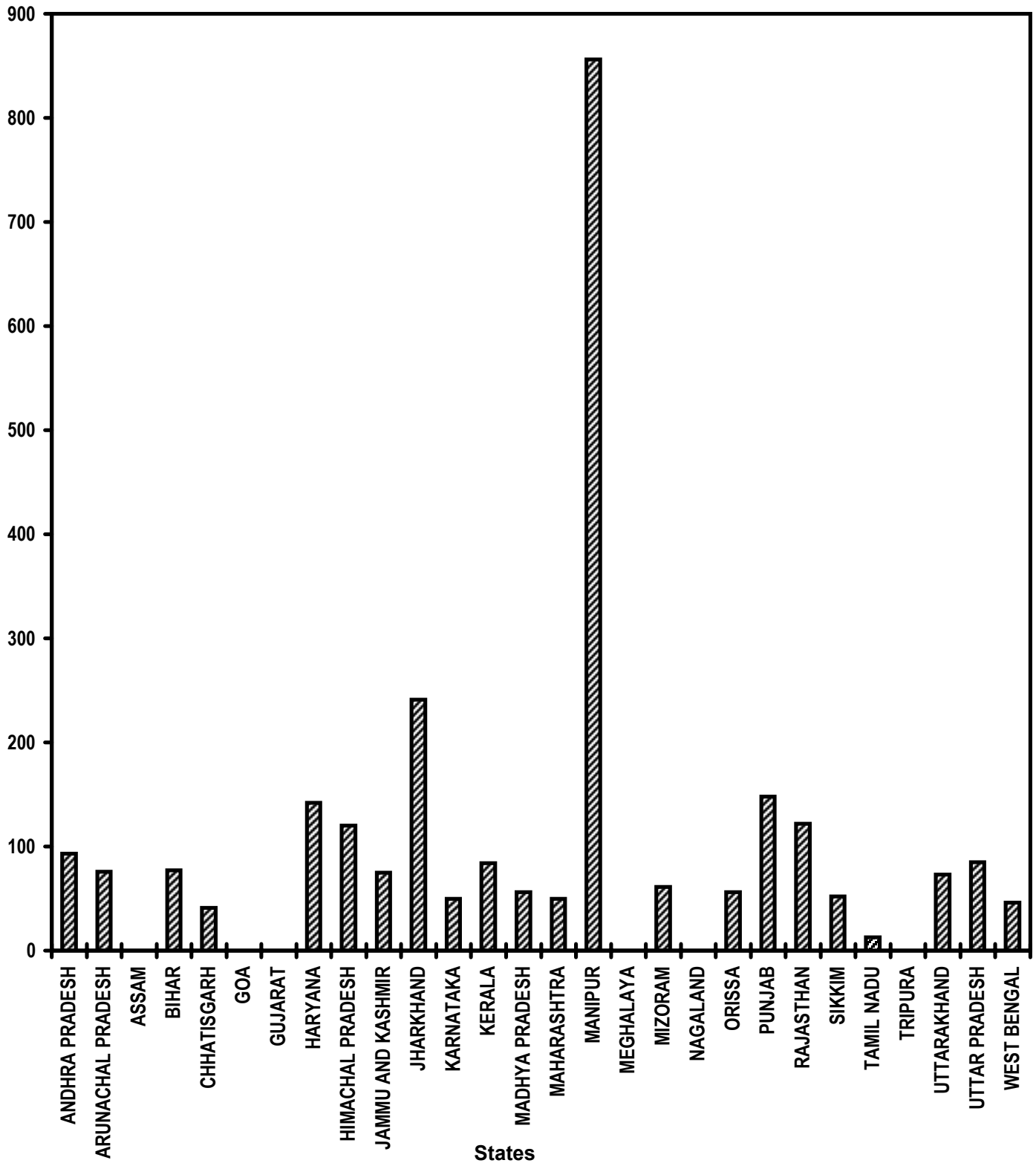


Table - 22

**Rural Roads - PMGSY
Length of Road Constructed
(Unit: Kilometer)**

Sl. No.	State/UT Name	Target		Achievement	Percent Achievement
		2007-2008	April,2007- November,2007	April,2007- November,2007	April,2007- November,2007
(1)	(2)	(3)	(4)	(5)	(5)/(4)
1	ANDHRA PRADESH	2,551	1,404	1,309	93
2	ARUNACHAL PRADESH	361	198	151	76
3	ASSAM	1,685	927	0	0
4	BIHAR	4,005	2,203	1,704	77
5	CHHATISGARH	4,417	2,430	1,007	41
6	GOA	18	10	0	0
7	GUJARAT	500	250	0	0
8	HARYANA	586	322	456	142
9	HIMACHAL PRADESH	1,298	714	855	120
10	JAMMU AND KASHMIR	539	297	224	75
11	JHARKHAND	959	528	1,274	241
12	KARNATAKA	1,824	1,003	506	50
13	KERALA	433	239	200	84
14	MADHYA PRADESH	6,712	3,693	2,078	56
15	MAHARASHTRA	3,823	2,102	1,048	50
16	MANIPUR	63	34	291	856
17	MEGHALAYA	176	97	0	0
18	MIZORAM	334	184	113	61
19	NAGALAND	384	211	0	0
20	ORISSA	3,124	1,718	957	56
21	PUNJAB	1,024	563	836	148
22	RAJASTHAN	9,215	5,069	6,176	122
23	SIKKIM	231	128	66	52
24	TAMIL NADU	1,280	704	95	13
25	TRIPURA	442	243	1	0
26	UTTARAKHAND	1,169	642	467	73
27	UTTAR PRADESH	4,976	2,737	2,339	85
28	WEST BENGAL	2,272	1,251	574	46
Grand Total		54,401	29,901	22,727	76

Very Good:(90% or above of targets)

ANDHRA PRADESH, HARYANA, HIMACHAL PRADESH, JHARKHAND, MANIPUR, PUNJAB, RAJASTHAN

Good:(Between 80% to 90% targets)

KERALA, UTTAR PRADESH

Poor:(Below 80% of targets)

ARUNACHAL PRADESH, ASSAM, BIHAR, CHHATISGARH, GOA, GUJARAT, JAMMU AND KASHMIR, KARNATAKA, MADHYA PRADESH, MAHARASHTRA, MEGHALAYA, MIZORAM, NAGALAND, ORISSA, SIKKIM, TAMIL NADU, TRIPURA, UTTARAKHAND, WEST BENGAL

Rajiv Gandhi Grameen Vidyutikaran Yojana

Villages electrified
% Achievement of Target
During April to November, 2007

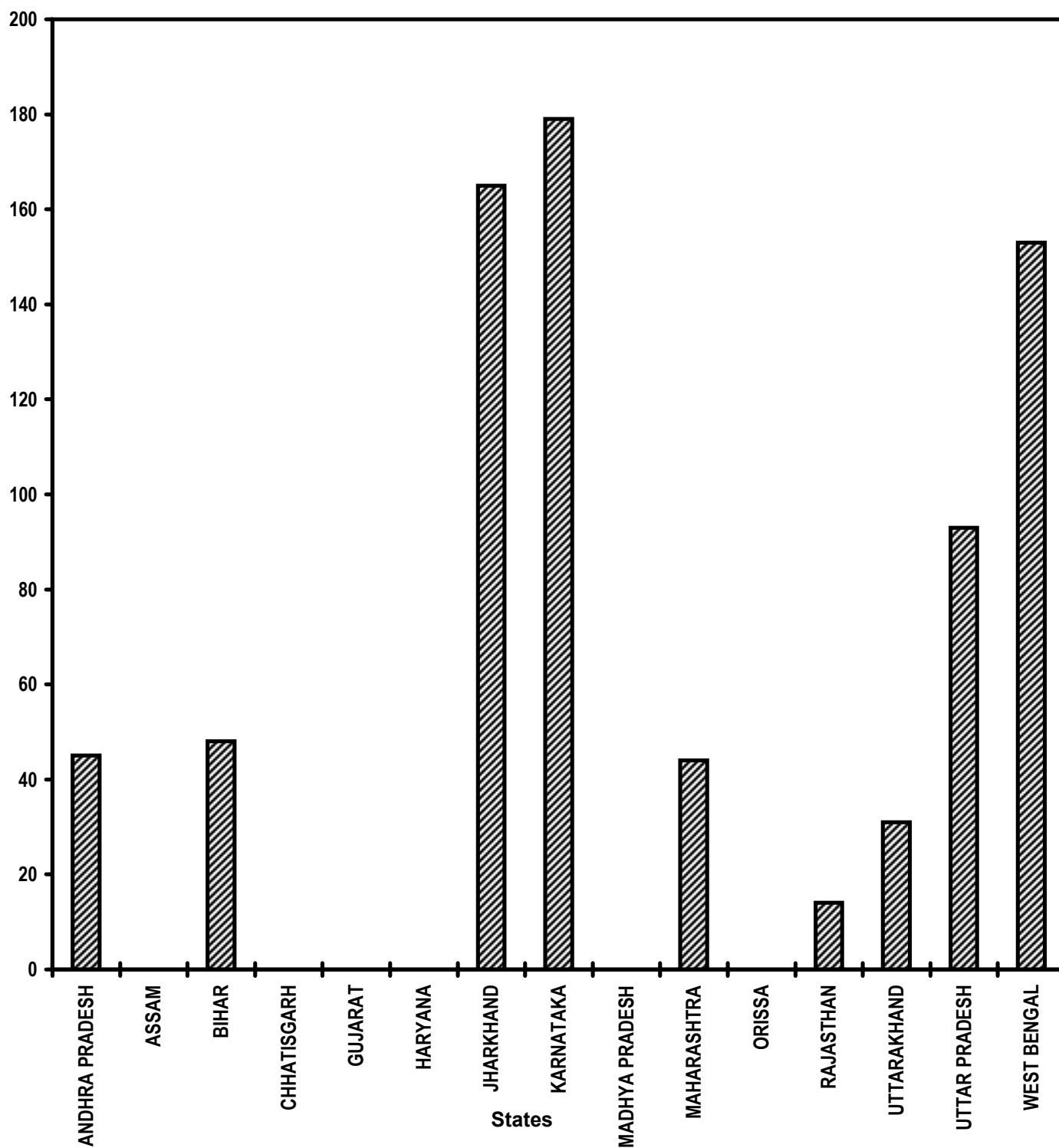


Table - 23

**Rajiv Gandhi Grameen Vidyutikaran Yojana
Villages electrified
(Unit: Number)**

Sl. No.	State/UT Name	Target		Achievement April,2007- November,2007	Percent Achievement April,2007- November,2007
		2007-2008	April,2007- November,2007		
(1)	(2)	(3)	(4)	(5)	(5)/(4)
1	ANDHRA PRADESH	7,000	5,000	2,247	45
2	ASSAM	50	10	0	0
3	BIHAR	6,000	3,350	1,613	48
4	CHHATISGARH	450	205	0	0
5	GUJARAT	500	250	0	0
6	HARYANA	500	140	0	0
7	JHARKHAND	3,150	1,100	1,814	165
8	KARNATAKA	5,100	3,100	5,540	179
9	MADHYA PRADESH	1,050	275	0	0
10	MAHARASHTRA	1,000	250	110	44
11	ORISSA	850	275	0	0
12	RAJASTHAN	5,500	2,300	316	14
13	UTTARAKHAND	2,850	775	237	31
14	UTTAR PRADESH	4,500	3,375	3,151	93
15	WEST BENGAL	1,500	1,100	1,685	153
Grand Total		40,000	21,505	16,713	78

Very Good:(90% or above of targets)

JHARKHAND, KARNATAKA, UTTAR PRADESH, WEST BENGAL

Poor:(Below 80% of targets)

ANDHRA PRADESH, ASSAM, BIHAR, CHHATISGARH, GUJARAT, HARYANA, MADHYA PRADESH, MAHARASHTRA, ORISSA, RAJASTHAN, UTTARAKHAND

Energising pump sets

Pumps sets energized

% Achievement of Target
During April to November, 2007

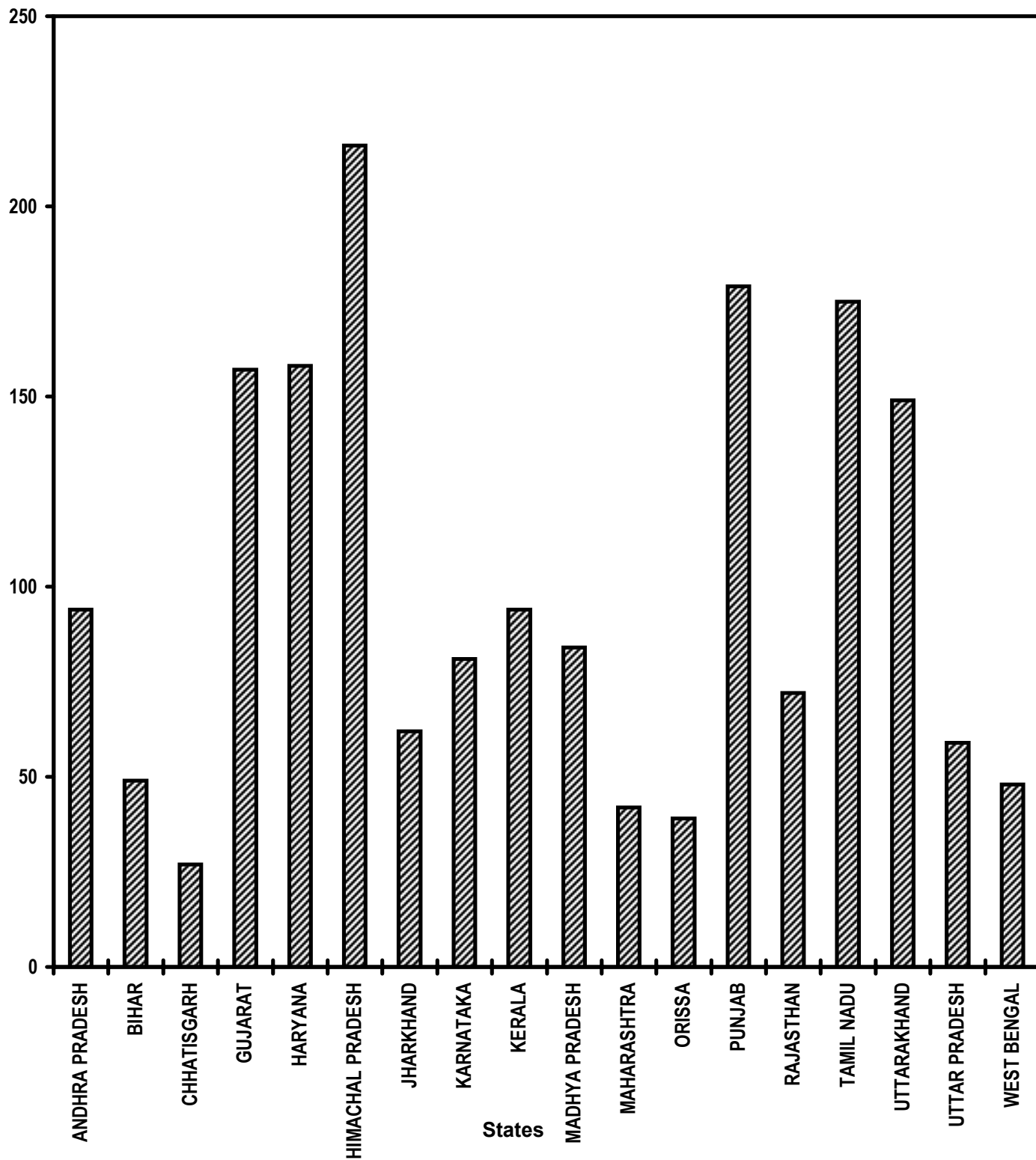


Table - 24

**Energising pump sets
Pumps sets energized
(Unit: Number)**

Sl. No.	State/UT Name	Target		Achievement April,2007- November,2007	Percent Achievement April,2007- November,2007
		2007-2008	April,2007- November,2007		
(1)	(2)	(3)	(4)	(5)	(5)/(4)
1	ANDHRA PRADESH	50,000	33,328	31,379	94
2	BIHAR	1,500	1,000	490	49
3	CHHATISGARH	40,000	26,664	7,312	27
4	GUJARAT	9,140	6,088	9,578	157
5	HARYANA	6,000	4,000	6,337	158
6	HIMACHAL PRADESH	600	400	865	216
7	JHARKHAND	3,000	2,000	1,238	62
8	KARNATAKA	20,000	13,328	10,803	81
9	KERALA	15,000	10,000	9,385	94
10	MADHYA PRADESH	5,600	3,728	3,122	84
11	MAHARASHTRA	2,16,269	1,44,176	60,575	42
12	ORISSA	1,538	1,024	400	39
13	PUNJAB	6,000	4,000	7,166	179
14	RAJASTHAN	30,000	20,000	14,357	72
15	TAMIL NADU	15,000	10,000	17,458	175
16	UTTARAKHAND	350	232	345	149
17	UTTAR PRADESH	14,801	9,864	5,773	59
18	WEST BENGAL	1,402	928	445	48
Grand Total		4,36,200	2,90,760	1,87,028	64

Very Good:(90% or above of targets)

ANDHRA PRADESH, GUJARAT, HARYANA, HIMACHAL PRADESH, KERALA, PUNJAB, TAMIL NADU, UTTARAKHAND

Good:(Between 80% to 90% targets)

KARNATAKA, MADHYA PRADESH

Poor:(Below 80% of targets)

BIHAR, CHHATISGARH, JHARKHAND, MAHARASHTRA, ORISSA, RAJASTHAN, UTTAR PRADESH, WEST BENGAL

Supply of Electricity

Electricity supplied

% Achievement of Target

During April to November, 2007

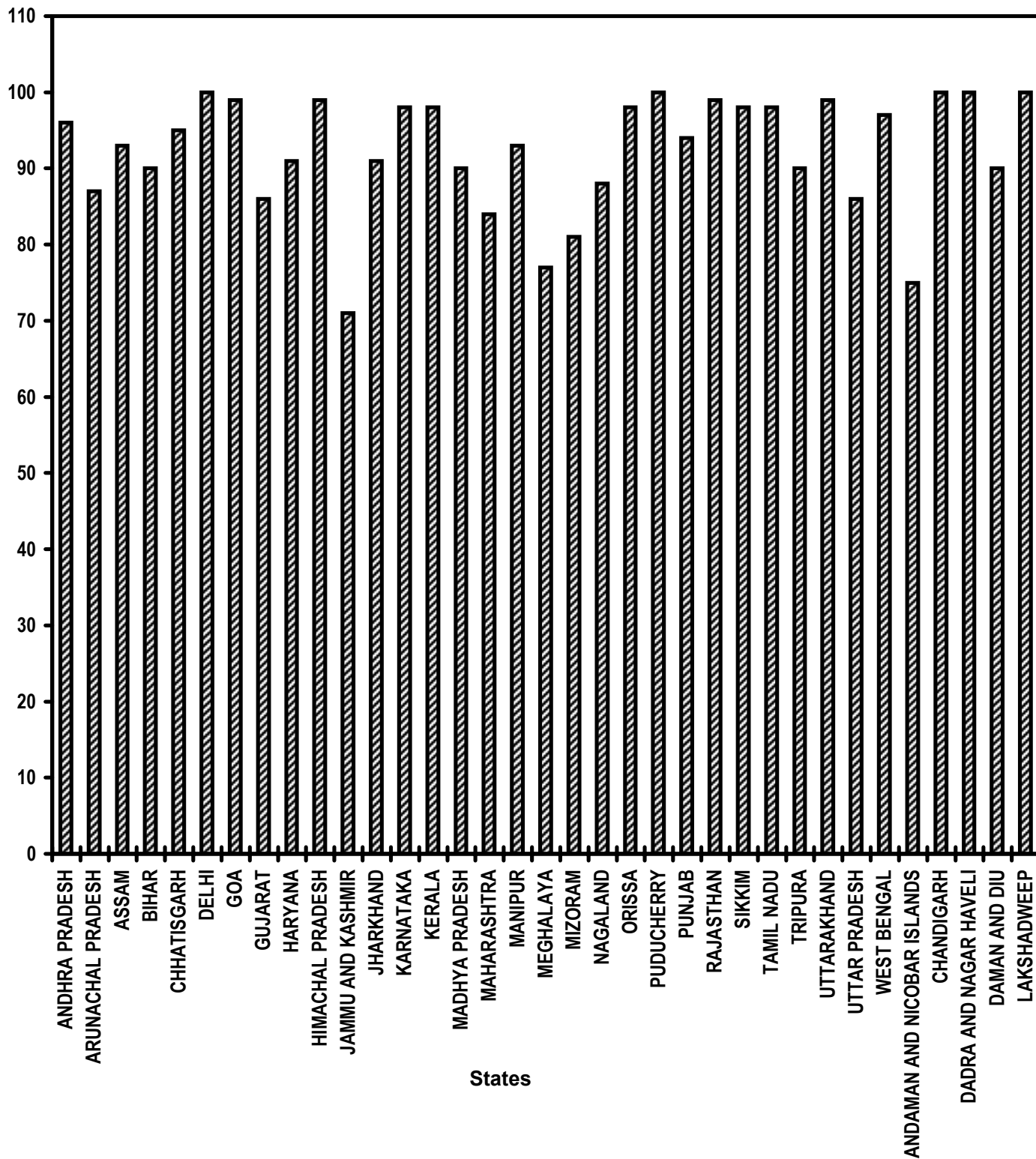


Table - 25

Supply of Electricity

Sl. No.	State/UT Name	Electricity demanded (Million Units) April,2007- November,2007	Electricity supplied (Million Units) April,2007- November,2007	Shortage observed (Million Units) April,2007- November,2007	Percentage of Electricity Supplied
(1)	(2)	(3)	(4)	(5)	(6)
1	ANDHRA PRADESH	41,365	39,893	1,472	96
2	ARUNACHAL PRADESH	239	207	32	87
3	ASSAM	3,241	3,029	212	93
4	BIHAR	6,092	5,455	637	90
5	CHHATISGARH	9,233	8,762	471	95
6	DELHI	16,193	16,150	43	100
7	GOA	1,817	1,799	18	99
8	GUJARAT	43,311	37,427	5,884	86
9	HARYANA	19,915	18,189	1,726	91
10	HIMACHAL PRADESH	3,865	3,826	39	99
11	JAMMU AND KASHMIR	7,523	5,370	2,153	71
12	JHARKHAND	3,281	2,976	305	91
13	KARNATAKA	25,204	24,716	488	98
14	KERALA	10,165	9,992	173	98
15	MADHYA PRADESH	24,158	21,685	2,473	90
16	MAHARASHTRA	73,208	61,767	11,441	84
17	MANIPUR	368	344	24	93
18	MEGHALAYA	1,133	869	264	77
19	MIZORAM	187	152	35	81
20	NAGALAND	249	218	31	88
21	ORISSA	12,313	12,116	197	98
22	PUDUCHERRY	1,244	1,244	0	100
23	PUNJAB	30,604	28,871	1,733	94
24	RAJASTHAN	22,695	22,534	161	99
25	SIKKIM	174	170	4	98
26	TAMIL NADU	44,174	43,230	944	98
27	TRIPURA	515	466	49	90
28	UTTARAKHAND	4,524	4,479	45	99
29	UTTAR PRADESH	41,367	35,509	5,858	86
30	WEST BENGAL	19,682	19,007	675	97
31	ANDAMAN AND NICOBAR ISLANDS	160	120	40	75
32	CHANDIGARH	1,034	1,034	0	100
33	DADRA AND NAGAR HAVELI	2,218	2,218	0	100
34	DAMAN AND DIU	1,163	1,043	120	90
35	LAKSHADWEEP	16	16	0	100
Grand Total		4,72,630	4,34,883	37,747	92

Very Good:(90% or above of targets)

ANDHRA PRADESH, ASSAM, BIHAR, CHHATISGARH, DELHI, GOA, HARYANA, HIMACHAL PRADESH, JHARKHAND, KARNATAKA, KERALA, MADHYA PRADESH, MANIPUR, ORISSA, PUDUCHERRY, PUNJAB, RAJASTHAN, SIKKIM, TAMIL NADU, TRIPURA, UTTARAKHAND, WEST BENGAL, CHANDIGARH, DADRA AND NAGAR HAVELI, DAMAN AND DIU, LAKSHADWEEP

Good:(Between 80% to 90% targets)

ARUNACHAL PRADESH, GUJARAT, MAHARASHTRA, MIZORAM, NAGALAND, UTTAR PRADESH

Poor:(Below 80% of targets)

JAMMU AND KASHMIR, MEGHALAYA, ANDAMAN AND NICOBAR ISLANDS

Swaranjayanti Gram Swarojgar Yojana

Sl. No.	State/UT Name	SC Swarozgaries	ST Swarozgaries	Women Swarozgaries	Disabled Swarozgaries
		Assisted (Number)	Assisted (Number)	Assisted (Number)	Assisted (Number)
(1)	(2)	April,2007- November,2007	April,2007- November,2007	April,2007- November,2007	April,2007- November,2007
		(3)	(4)	(5)	(6)
1	ANDHRA PRADESH	4,767	1,284	9,256	1,100
2	ARUNACHAL PRADESH	0	0	0	0
3	ASSAM	114	119	217	276
4	BIHAR	4,278	125	1,791	21
5	CHHATISGARH	553	1,657	487	142
6	GOA	8	10	25	2
7	GUJARAT	7,118	0	4,051	187
8	HARYANA	3,825	0	5,303	32
9	HIMACHAL PRADESH	1,721	285	2,485	160
10	JAMMU AND KASHMIR	198	196	329	2
11	JHARKHAND	2,986	5,879	4,859	361
12	KARNATAKA	14,367	4,626	34,795	580
13	KERALA	2,183	203	1,184	332
14	MADHYA PRADESH	6,041	5,999	11,043	523
15	MAHARASHTRA	1,366	784	1,332	220
16	MANIPUR	0	0	0	0
17	MEGHALAYA	0	1,415	847	0
18	MIZORAM	0	0	0	0
19	NAGALAND	0	700	366	7
20	ORISSA	197	225	145	143
21	PUDUCHERRY	0	0	0	0
22	PUNJAB	1,145	0	330	35
23	RAJASTHAN	4,073	2,013	5,454	172
24	SIKKIM	44	428	537	28
25	TAMIL NADU	70,354	4,094	1,97,794	2,756
26	TRIPURA	0	0	0	0
27	UTTARAKHAND	1,943	432	3,378	0
28	UTTAR PRADESH	59,117	722	41,971	1,092
29	WEST BENGAL	4,208	503	10,452	6
30	ANDAMAN AND NICOBAR ISLANDS	0	0	7	1
31	DADRA AND NAGAR HAVELI	0	23	8	0
32	DAMAN AND DIU	0	0	0	0
33	LAKSHADWEEP	0	75	0	0
Grand Total		1,90,606	31,797	3,38,446	8,178

Sampoorna Grameen Rojgar Yojana

Sl. No.	State/UT Name	Employment Generated for SC	Employment Generated for ST	Employment Generated for Women
		(Number of Mandays) April,2007- November,2007	(Number of Mandays) April,2007- November,2007	(Number of Mandays) April,2007- November,2007
(1)	(2)	(3)	(4)	(5)
1	ANDHRA PRADESH	6,32,892	4,57,859	14,34,677
2	ARUNACHAL PRADESH	0	0	0
3	ASSAM	22,90,000	29,40,000	16,60,000
4	BIHAR	0	0	0
5	CHHATISGARH	1,84,000	3,07,000	3,50,000
6	DELHI	0	0	0
7	GOA	0	2	4
8	GUJARAT	23,01,000	0	13,82,000
9	HARYANA	17,37,000	0	9,38,100
10	HIMACHAL PRADESH	3,44,000	99,000	32,000
11	JAMMU AND KASHMIR	81,200	1,03,300	0
12	JHARKHAND	21,59,788	40,47,868	18,04,600
13	KARNATAKA	27,07,000	14,97,000	27,27,000
14	KERALA	14,48,000	99,000	13,63,000
15	MADHYA PRADESH	31,10,000	21,61,000	27,94,000
16	MAHARASHTRA	31,18,000	15,57,000	33,53,000
17	MANIPUR	1,56,000	6,08,000	0
18	MEGHALAYA	0	11,53,000	3,46,000
19	MIZORAM	0	0	0
20	NAGALAND	0	24,69,000	7,47,000
21	ORISSA	10,29,000	2,45,000	9,61,000
22	PUDUCHERRY	21,300	0	4,900
23	PUNJAB	14,93,000	0	98,000
24	RAJASTHAN	30,14,000	10,94,000	26,28,000
25	SIKKIM	58,000	66,000	23,000
26	TAMIL NADU	69,07,000	5,82,500	50,90,400
27	TRIPURA	2,48,000	5,43,000	4,18,000
28	UTTARAKHAND	12,76,800	2,60,500	7,51,000
29	UTTAR PRADESH	1,52,69,512	5,100	41,58,353
30	WEST BENGAL	31,08,000	12,50,000	15,20,000
31	ANDAMAN AND NICOBAR ISLANDS	0	4,696	1,154
32	CHANDIGARH	0	0	0
33	DADRA AND NAGAR HAVELI	0	0	0
34	DAMAN AND DIU	0	0	0
35	LAKSHADWEEP	0	96,000	0
Grand Total		5,26,93,492	2,16,45,825	3,45,85,188

Distribution of waste land to the landless

Sl. No.	State/UT Name	Land Distributed to SC	Land Distributed to ST	Land Distributed to Others
		(Hectare) April,2007- November,2007	(Hectare) April,2007- November,2007	(Hectare) April,2007- November,2007
(1)	(2)	(3)	(4)	(5)
1	ANDHRA PRADESH	861	3,149	2,262
2	ARUNACHAL PRADESH	0	0	0
3	ASSAM	0	0	0
4	BIHAR	58	46	102
5	CHHATISGARH	2,319	3,321	4,047
6	DELHI	0	0	0
7	GOA	0	0	0
8	GUJARAT	467	750	1,050
9	HARYANA	0	0	0
10	HIMACHAL PRADESH	0	0	0
11	JAMMU AND KASHMIR	0	0	0
12	JHARKHAND	2,450	3,420	6,073
13	KARNATAKA	0	0	0
14	KERALA	395	956	77
15	MADHYA PRADESH	0	0	0
16	MAHARASHTRA	56,276	38,175	77,608
17	MANIPUR	0	0	0
18	MEGHALAYA	0	0	0
19	MIZORAM	0	0	0
20	NAGALAND	0	0	0
21	ORISSA	104	251	168
22	PUDUCHERRY	0	0	0
23	PUNJAB	0	0	0
24	RAJASTHAN	0	0	0
25	SIKKIM	0	0	0
26	TAMIL NADU	4,965	314	17,624
27	TRIPURA	0	0	0
28	UTTARAKHAND	0	0	0
29	UTTAR PRADESH	3,871	169	2,588
30	WEST BENGAL	0	0	0
31	ANDAMAN AND NICOBAR ISLANDS	0	0	0
32	CHANDIGARH	0	0	0
33	DADRA AND NAGAR HAVELI	0	0	0
34	DAMAN AND DIU	0	0	0
35	LAKSHADWEEP	0	0	0
Grand Total		71,766	50,551	1,11,599

LIST OF ITEMS

Point No.	Item No.	Name of the Points/Items
I.		Garibi Hatao [Poverty Eradication]
		Rural Areas
	1.	Employment generation under the National Rural Employment Guarantee Scheme
	2.	Swaranjayanti Gram Swarojgar Yojana
	3.	Sampoorna Grameen Rojgar Yojana
	4.	Rural Business Hubs in Partnership with Panchayats
	5.	Self help Groups
		Urban Areas
	6.	Swaranjayanti Shehari Rojgar Yojana
II.		Jan Shakti (Power to People)
	7.	Local Self Government (Panchayati Raj and Urban Local Bodies) - Activity Mapping for devolution of functions - Budget Flow of Funds - Assignment of Functionaries
	8.	Quick and Inexpensive Justice – Gram Nyayalayas and Nyaya Panchayats.
	9.	District Planning Committees.
III.		Kisan Mitra [Support to Farmers]
	10.	Water shed development and Dry land farming
	11.	Marketing and infrastructural support to farmers
	12.	Irrigation facilities (including minor and micro irrigation) for agriculture
	13.	Credit to farmers
	14.	Distribution of waste land to the landless
IV.		Shramik Kalyan [Labour Welfare]
	15.	Social Security for Agricultural and Unorganised Labour
	16.	Minimum Wages Enforcement (including Farm Labour)
	17.	Prevention of Child Labour
	18.	Welfare of Women Labour
V.		Khadya Suraksha [Food Security]
	19.	Food security: (i) Targeted Public Distribution system, (ii) Antodaya Anna Yojana, (iii) Establishing Grain banks in chronically food scarcity areas

Contd....

VI.		Subke Liye Aawas [Housing for All]
	20.	Rural Housing - Indira Awaas Yojana
	21.	EWS/LIG Houses in Urban Areas
VII.		Shudh Peya Jal [Clean Drinking Water]
	22.	Rural Areas. - Swajaldhara - Accelerated Rural Water Supply Programme
	23.	Urban Areas: - Accelerated Urban Water Supply Programme
VIII.		Jan Jan Ka Swasthya [Health for All]
	24.	Control and prevention of major diseases: (a) HIV/AIDS (b) TB (c) Malaria (d) Leprosy (e) Blindness
	25.	National Rural Health Mission
	26.	Immunisation of Children
	27.	Sanitation Programme in - Rural Areas - Urban areas
	28.	Institutional Delivery
	29.	Prevention of Female Foeticide
	30.	Supplementary nutrition for Mothers and Children
	31.	Two Child norms
IX.		Sabke Liye Shiksha [Education for All]
	32.	Sarv Shiksha Abhiyan
	33.	Mid Day Meal Scheme - Compulsory Elementary Education
X.		Anusuchit Jaati, Jan Jaati, Alp-sankhyak evam Anya Pichhra Varg Kalyan [Welfare of Scheduled Castes, Scheduled Tribes, Minorities and OBCs]
	34.	SC Families Assisted
	35.	Rehabilitation of Scavengers
	36.	ST Families Assisted
	37.	Rights of Forest dwellers – Owners of minor forest produce
	38.	Primitive Tribal Groups
	39.	No alienation of Tribal lands
	40.	Implementation of Panchayats (Extension to Scheduled Areas) Act [PESA]
	41.	Welfare of Minorities
	42.	Professional education among all minority communities
	43.	Reservation of OBCs in - Education - Employment

Contd...

XI.		Mahila Kalyan [Women Welfare]
	44.	Financial Assistance for Women Welfare
	45.	Improved participation of women in (a) Panchayats (b) Municipalities (c) State Legislatures (d) Parliament
XII.		Bal Kalyan (Child Welfare)
	46.	Universalisation of ICDS Scheme
	47.	Functional Anganwadis
XIII.		Yuva Vikas [Youth Development]
	48.	Sports for all in Rural and Urban areas
	49.	Rashtriya Sadbhavana Yojana
	50.	National Service Scheme
XIV.		Basti Sudhar [Improvement of Slums]
	51.	Number of Urban poor families assisted under seven point charter viz. land tenure, housing at affordable cost, water, sanitation, health, education, and social security.
XV.		Paryavaran Sanrakshan evam Van Vridhi [Environment Protection and Afforestation]
	52.	Afforestation (a) Area Covered under Plantation on - Public and Forest Lands (b) Number of Seedlings planted on -Public and Forest Lands
	53.	Prevention of pollution of Rivers and water bodies
	54.	Solid and liquid waste management in - Rural Areas - Urban Areas
XVI.		Samajik Suraksha [Social Security]
	55.	Rehabilitation of handicapped and orphans.
	56.	Welfare of the aged
XVII.		Grameen Sadak [Rural Roads]
	57.	Rural Roads - PMGSY
XVIII.		Grameen Oorja [Energization of Rural Area]
	58.	Bio-diesel Production
	59.	Rajiv Gandhi Grameen Vidyutikaran Yojana
	60.	Renewable Energy
	61.	Energising Pump sets
	62.	Supply of Electricity
	63.	Supply of Kerosene and LPG
XIX.		Pichhara Kshetra Vikas [Development of Backward Areas]
	64.	Backward Regions Grants Fund
XX.		e- Shasan [IT enabled e-Governance]
	65.	Central and State Governments
	66.	Panchayats and Municipalities

ABBREVIATIONS USED

AAY	Antodaya Anna Yojana
ARWSP	Accelerated Rural Water Supply Programme
DDRS	Deen Dayal Rehabilitation Scheme
EWS	Economically Weaker Section
IAY	Indira Awaas Yojana
ICDS	Integrated Child Development Scheme
LIG	Low Income Group
MWE	Minimum Wages Enforcement
NC	Not Covered
NREGS	National Rural Employment Guarantee Scheme
PC	Partially Covered
PMGSY	Prime Minister Grameen Sadak Yojana
SC	Scheduled Caste
RGVY	Rajiv Gandhi Grameen Vidyutikaran Yojana
SGRY	Sampoorna Grameen Rojgar yojana
SGSY	Swaranjayanati Gram Swarojgar Yojana
SHG	Self Help Groups
ST	Scheduled Tribe
TPDS	Targeted Public Distribution system