

TWENTY POINT PROGRAMME-2006
PROGRESS REPORT
FOR
APRIL - NOVEMBER 2012



GOVERNMENT OF INDIA
MINISTRY OF STATISTICS AND PROGRAMME IMPLEMENTATION
SARDAR PATEL BHAWAN, SANSAD MARG,
NEW DELHI-110 001

Website: www.mospi.gov.in

CONTENTS

	Page No.
I. Introduction	i
II. List of Twenty Points	ii
III. List of Monthly Monitored Items	iii
IV. Status of receipt of targets for Monthly Monitored items	iv
V. List of items /parameters identified for appraisal	vii
VI. List of items under TPP-2006 yet to be operationalised	viii

PART-I Overall Performance Analysis

VII. Progress Report	1
VIII. Highlights of Performance	2
Table - A: All India Performance	6
Table - B : State-wise Performance	7
Table - C : State -wise and Item-wise Performance	12

PART- II Performance Tables

Table No.	Description of Item	
1	Employment Generation - <i>MGNREG</i> Scheme	22
2(A)	Swaranjayanti Gram Swarojgar Yojana (SGSY)	23
2(B)	SC, ST, Women and Disabled Swarozgaries assisted under SGSY	25
3(A)	SHG formed under SGSY	26
3(B)	SHG to whom income generating activities provided	27
4(A)	Distribution of Waste Land to the Landless	29
4(B)	Waste Land distributed to SC, ST and others	30
5(A)	Minimum Wages Enforcement (including Farm Labour)	31
	(i) Inspections made (ii) Irregularities detected	
	(iii) Irregularities rectified	
5(B)	Minimum Wages Enforcement (including Farm Labour)	32
	(i) Claims Filed (ii) Claims Settled	
5(c)	Minimum Wages Enforcement (including Farm Labour)	33
	(i) Prosecution cases pending (ii) Prosecution cases filed	
	(iii) Prosecution cases decided	
6(A)	<i>Food Security</i> : Targeted Public Distribution System (TPDS) for AAY, APL & BPL,	34
6(B)	<i>Food Security</i> : TPDS for Antyodaya Anna Yojana (AAY) only	36
6(C)	<i>Food Security</i> : TPDS for Below Poverty Line (BPL) only	38
7	Rural Housing : Indira Awaas Yojana (IAY)	40

Contd...

Table No.	Description of Item	Page No.
8	EWS/LIG Houses in Urban Areas	42
9	<i>National Rural Drinking Water Programme (NRDWP)</i>	
9(A)	Coverage of Habitations (Partially Covered & Slipped back)	44
9(B)	Coverage of Water Quality Affected Habitations	46
10	Sanitation Programme in Rural Areas	48
11	Institutional Delivery	49
12	SC Families assisted	50
13	Universalization of ICDS Scheme	52
14	Functional Anganwadis	54
15	Number of Urban Poor Families assisted under Seven Point Charter	56
16(A)	Afforestation- Area Covered under Plantation (Public and Forest Lands)	58
16(B)	<i>Afforestation:</i> Seedlings Planted (Public and Forest Lands)	60
17	Rural Roads Constructed under (PMGSY)	62
18	Village electrified under Rajiv Gandhi Grameen Vidyutikaran Yojana (RGGVY)	64
19	Energising Pump sets	66
20	Supply of Electricity	68
Annexures		
	Annexure – I : List of 65 items to be monitored under TPP-2006	70-72
	Annexure – II : Abbreviations used	73

Twenty Point Programme – 2006

An Introduction

The Twenty Point Programme (TPP) was launched by the Government of India in the year 1975 and was restructured in 1982, 1986 and again in 2006. The restructured programme, known as Twenty Point Programme (TPP) – 2006, became operational with effect from 1st April 2007. The programme is meant to give a thrust to schemes relating to poverty alleviation, employment generation in rural areas, housing, education, family welfare & health, protection of environment and many other schemes having a bearing on the quality of life, especially in the rural areas.

2. The programmes and schemes under the TPP-2006 are in line with the priorities contained in the Millennium Development Goals (MDGs) of the United Nations and SAARC Social Charter. The original nomenclature, namely the Twenty Point Programme, which has been in existence for more than three decades and carries the stamp of familiarity among the people and administrative agencies, has been retained.

3. Twenty Point Programme (TPP) – 2006 originally consisted of 20 Points (**Appendix-1**) and 66 items being monitored individually by Central Nodal Ministries concerned. Up to 2007-08, out of 66 items, 22 items were monitored on monthly basis. From 1st April 2008 *Sampoorna Grameen Rojgar Yojana* (SGRY) has been merged with another item namely *National Rural Employment Guarantee Act* which has now been renamed as *Mahatma Gandhi National Rural Employment Guarantee Act* from 31st December 2009. Therefore, SGRY has been dropped from the list of 66 items and only 65 items are now monitored under TPP-2006 (since 2008-09). The list of 65 items is enclosed at **Annexure-I**.

4. Out of 65 items, 20 items (information in respect of 16 items is being collected from various States/ UTs and for remaining 4 items from the concerned Central Nodal Ministries) are being monitored on monthly basis during the period 2012-13 against the targets fixed at the beginning of financial year by the central nodal Ministries and State Governments (**Appendix-2&3**). The remaining items under TPP-2006 are being monitored on annual basis as the information in respect of these items is made available by the concerned Central Nodal Ministries only on annual basis. These 65 items consist of about 160 identified parameters. However, for the purpose of monthly performance, 19 identified parameters have been taken (**Appendix-4**).

5. Some of the schemes/programmes are yet to be operationalised by the Central Nodal Ministries concerned. These items will be monitored only after the schemes come into existence and their frequency of monitoring will also be decided later. The details of such items are available at **Appendix-5**.

6. The monitoring mechanism for TPP-2006 has been widened by including Block level monitoring in addition to District, State and central level monitoring. Most of the States/Union Territories have constituted Block, District and State level monitoring committees. At the Centre, the progress of individual items is monitored and reviewed by the Departments/Ministries concerned. The Ministry of Statistics & Programme Implementation (MOSPI) monitors the programme/ schemes covered under TPP-2006 on the basis of performance reports received from State Governments and central nodal Ministries.

Twenty Point Programme – 2006

List of Twenty Points

1. Garibi Hatao [Poverty Eradication]
2. Jan Shakti [Power to People]
3. Kisan Mitra [Support to Farmers]
4. Shramik Kalyan [Labour Welfare]
5. Khadya Suraksha [Food Security]
6. Subke Liye Aawas [Housing for All]
7. Shudh Peya Jal [Clean Drinking Water]
8. Jan Jan Ka Swasthya [Health for All]
9. Sabke Liye Shiksha [Education for All]
10. Anusuchit Jaati, Jan Jaati, Alp-sankhyak evam Anya Pichhra Varg Kalyan [Welfare of Scheduled Castes, Scheduled Tribes, Minorities and OBCs]
11. Mahila Kalyan [Women Welfare]
12. Bal Kalyan [Child Welfare]
13. Yuva Vikas [Youth Development]
14. Basti Sudhar [Improvement of Slums]
15. Paryavaran Sanrakshan evam Van Vridhi [Environment Protection and Afforestation]
16. Samajik Suraksha [Social Security]
17. Grameen Sadak [Rural Roads]
18. Grameen Oorja [Energization of Rural Area]
19. Pichhara Kshetra Vikas [Development of Backward Areas]
20. e- Shasan [IT enabled e-Governance]

Twenty Point Programme – 2006

Monthly Monitored Items

1. Employment Generation under *Mahatma Gandhi National Rural Employment Guarantee Scheme (MGNREGA)*
2. Swaranjayanti Gram Swarojgar Yojana (SGSY)
3. **Self help Groups:**
 - (i) Self help Groups formed under SGSY
 - (ii) SHGs to whom income generating activities provided under SGSY
4. Distribution of Waste land to landless
5. Minimum Wages Enforcement (including Farm Labour)
6. **Food Security:**
 - (i) Targeted Public Distribution System (TPDS) for AAY, APL& BPL,
 - (ii) TPDS for Antyodaya Anna Yojana (AAY) only
 - (iii) TPDS for Below Poverty Line (BPL) only
7. Rural Housing for Indira Awaas Yojana (IAY)
8. EWS/LIG Houses in Urban Areas
9. **Rural Areas-** National Rural Drinking Water Programme- (NRDWP)
 - (i) Coverage of Habitations (Partially Covered & Slipped back)- (NRDWP)
 - (ii) Coverage of Water Quality Affected Habitations – (NRDWP)
10. Sanitation Programme in Rural Areas
11. Institutional Delivery
12. SC Families Assisted
13. Universalisation of ICDS Scheme
14. Functional Anganwadis
15. Number of Urban Poor Families Assisted under Seven Point Charter viz. land tenure, housing at affordable cost, water, sanitation, health, education, and social security.
16. **Afforestation:**
 - (a) Area Covered under Plantation on - Public and Forest Lands
 - (b) Number of Seedlings planted on -Public and Forest Lands
17. Rural Roads constructed under Prime Minister Grameen Sadak Yojana (PMGSY)
18. Village Electrified under Rajiv Gandhi Grameen Vidyutikaran Yojana (RGGVY)
19. Energising Pump sets
20. Supply of Electricity

Appendix-3

STATUS OF RECEIPT OF TARGETS FOR MONTHLY MONITORED ITEMS UNDER TPP-2006

Item No.	Name of the item	Paramete	Parameters/ indicators	Whether State-wise targets fixed by the concerned Administrative Ministries	Whether targets have been received	Nodal Ministry
1	Employment Generation under <i>Mahatma Gandhi National Rural Employment Guarantee Scheme</i>	-	(i) No. of job card issued (ii) Employment generated (iii) Wages given	Targets not fixed * by Administrative Ministry	-	Ministry of Rural Development
2	Swaranjayanti Gram Swarojgar Yojana (SGSY)	1	<i>Individual Swarozgaries Assisted</i> (i) Total (ii) SC (iii) ST (iv) Women (v) Disabled person	Targets fixed & received from Administrative Ministry	Yes	-do-
3	Self Help Groups	2	SHGs under SGSY - SHG formed - SHG to whom income generating activities provided	Targets not fixed * by Administrative Ministry Targets fixed & received from Administrative Ministry	- Yes	-do- -do-
4	Distribution of Waste land to the landless	-	Waste Land distributed (i) Total (ii) SC (iii)ST (iv) Others	Targets not fixed * by Administrative Ministry	-	-do-
5	<i>Minimum Wages Enforcement</i> (including Farm Labour)	-	(a) <i>Agriculture and Farm workers</i> (i) Inspections made (ii) Irregularities detected (iii) Irregularities rectified (iv) Claims filed (v) claims settled (vi) Prosecution cases pending (vii) Prosecution cases filed (viii) Prosecution cases decided (b) <i>others</i>	Targets not fixed * by Administrative Ministry	-	Ministry of Labour & Employment

Item No.	Name of the item	Parameter	Parameters/ indicators	Whether State-wise targets fixed by the concerned Administrative Ministries	Whether targets have been received	Nodal Ministry
6	Food Security: (i) Targeted Public Distribution System (AAY+APL+BPL) (ii) Antyodaya Anna Yojana (AAY) (iii) Below Poverty Line (BPL)	3	Allocation of Food Grains to States/UTs	Targets fixed & received from Administrative Ministry	Yes	Ministry of Consumer Affairs, Food & Public Distribution
		4	Allocation of Food Grains to States/UTs	-do-	Yes	-do-
		5	Allocation of Food Grains to States/UTs	-do-	Yes	-do-
7	Rural Housing - Indira Awaas Yojana (IAY)	6	Houses constructed	Targets fixed & received from Administrative Ministry	Yes	Ministry of Rural Development
8	EWS/LIG Houses in Urban Areas	7	Houses constructed	Targets fixed & received from Administrative Ministry	Yes	M/o Housing and Urban Poverty Alleviation
9	Rural Areas - National Rural Drinking Water Programme -(NRDWP)	8	(i) Coverage of Habitations (Partially Covered & Slipped back)- (NRDWP)	Targets fixed & received from Administrative Ministry	Yes	Ministry of Drinking Water and Sanitation
		9	(ii) Coverage of water quality affected habitations – (NRDWP)	Targets fixed & received from Administrative Ministry	Yes	-do-
10.	Sanitation Programme in Rural Areas	-	Individual Household latrines constructed	Targets not fixed * by Administrative Ministry	-	Ministry of Drinking Water and Sanitation
11.	Institutional Delivery	-	Delivery in Institutions	Targets not fixed * by Administrative Ministry	-	Ministry of Health & Family Welfare
12.	SC Families Assisted	10	SC Families assisted	Targets fixed & received from Administrative Ministry	Yes	M/o Social Justice and Empowerment
13.	Universalisation of ICDS Scheme	11	ICDS Blocks Operational (Cumulative)	Targets fixed & received from Administrative Ministry	Yes	Ministry of Women and Child Development

Reminders were sent to the Administrative Ministry to provide targets for 2012-13.

Item No.	Name of the item	Parameter	Parameters/ indicators	Whether State-wise targets fixed by the concerned Administrative Ministries	Whether targets have been received	Nodal Ministry
14.	Functional Anganwadis	12	Anganwadis Functional (cumulative)	Targets fixed & received from Administrative Ministry	Yes	Ministry of Women and Child Development
15.	Number of Urban poor families assisted under seven point charter viz. land tenure, housing at affordable cost, water, sanitation, health, education, and social security.	13	Poor Families assisted	Targets fixed & received from Administrative Ministry	Yes	M/o Housing and Urban Poverty Alleviation
16	Afforestation: (a) Area Covered under Plantation on - Public and Forest Lands (b) Number of Seedlings planted on -Public and Forest Lands	14	(a) Area Covered under Plantation on - Public and Forest Lands	Targets fixed & received from Administrative Ministry	Yes	Ministry of Environment and Forest
		15	(b)Number of Seedlings	Targets fixed & received from Administrative Ministry	Yes	do
17.	Rural Roads – PMGSY	16	Length of Road Constructed	Targets fixed & received from Administrative Ministry	Yes	Ministry of Rural Development
18.	Rajiv Gandhi Grameen Vidyutikaran Yojana (RGGVY)	17	Villages electrified	Targets not received from Administrative Ministry. Previous year targets have been adopted	Yes	Ministry of Power
19.	Energising Pump sets	18	Pumpsets Energised	Partial Targets fixed & received from Administrative Ministry	Targets of 6 States have been received so far	-do-
20	Supply of Electricity	19	Electricity demanded	Targets fixed & received from Administrative Ministry	Yes	-do-

** The items where Administrative Ministries have not fixed State-wise targets are not monitored for performance analysis. These items are normally demand driven and are accordingly monitored for actual achievements only.*

Twenty Point Programme – 2006

Items/Parameters identified for appraisal

For the purpose of monthly appraisal, the performance of States under TPP-2006 is evaluated on the following 19 Parameters, contained in 15 Items and as per State/UT wise targets fixed by the Central Administrative Ministries.

Items	Para- meters	Description of Item
1	1	Total no. of Individual Swarozgaries assisted under SGSY
2	2	SHGs to whom income generating activities provided under SGSY
3	-	Food Security:
	3	(i) Targeted Public Distribution System (TPDS) for AAY, APL & BPL,
	4	(ii) TPDS for Antyodaya Anna Yojana (AAY) only
	5	(iii) TPDS for Below Poverty Line (BPL) only
4	6	Rural Housing under Indira Awaas Yojana (IAY)
5	7	EWS/LIG Houses in Urban Areas
6	-	Rural Areas: National Rural Drinking Water Programme -(NRDWP)
	8	(i) Coverage of Habitations (Partially Covered & Slipped back)- (NRDWP)
	9	(ii) Coverage of Water Quality Affected Habitations – (NRDWP)
7	10	SC Families assisted
8	11	Universalisation of ICDS Scheme
9	12	Functional Anganwadis
10.	13	Number of urban poor families assisted under Seven Point Charter viz. land tenure, housing at affordable cost, water, sanitation, health, education, and social security.
11	-	Afforestation:
	14	(i) Area covered under Plantation on- Public and Forest Lands
	15	(ii) Number of Seedlings planted on- Public and Forest Lands
12	16	Rural Roads constructed under Prime Minister Grameen Sadak Yojana (PMGSY)
13	17	Village electrified under Rajiv Gandhi Grameen Vidyutikaran Yojana (RGGVY)
14	18	Energising Pump sets and
15	19	Supply of Electricity

List of items where the concerned schemes are yet to be operationalised

(i) ***Quick and inexpensive justice–Gram Nyayalayas and Nyaya Panchayats¹***: Ministry of Panchayati Raj is consulting Central Ministries and States/UT Governments regarding draft bill on Nyaya Panchayats.

(ii) ***Sports for all in Rural and Urban Areas²***: The scheme titled “Nagar Palika Yuva Krida Aur Khel Abhiyan” for the development of sports infrastructure in urban areas is yet to be approved.

1. when operationalise it will be monitored under Point No. 2 ***Jan Shakti (Power to People)*** (Item 6)
2. when operationalise it will be monitored under Point No 13 ***Yuva Vikas (Youth Development)*** (Item 47)

PART - I

TWENTY POINT PROGRAMME - 2006

OVERALL PERFORMANCE ANALYSIS

Twenty Point Programme-2006

Progress Report* – (April-November, 2012)

This monthly progress report of Twenty Point Programme-2006 consists of two parts: **Part-I** contains an analysis of the overall performance, whereas **Part-II** deals with item-wise performance.

2. The report is compiled on the basis of data received from the Central Nodal Ministries and State Governments/UT Administrations. The data is received either through web enabled software developed by National Informatics Centre (NIC) Cell in this Ministry or through fax/e-mail/post. The processing of data has been done in association with NIC Cell.
3. The analysis for the period **April-November 2012** shows that the performance under **eleven items** has been **'Very Good'** (90% or above the targets). These items are:
 - (i) Urban Poor Families assisted under Seven Point Charter
 - (ii) Individual Swarozgaries assisted under SGSY
 - (iii) Seedlings Planted (Public and Forest Lands)
 - (iv) ICDS Blocks Operational (Cum.)
 - (v) Pumpsets Energised
 - (vi) Area Covered under Plantation (Public & Forest Lands)
 - (vii) Food Security: Targeted Public Distribution System only for BPL
 - (viii) Food Security: Targeted Public Distribution System only for AAY
 - (ix) Anganwadis Functional (Cum.)
 - (x) Supply of Electricity and
 - (xi) Food Security: Targeted Public Distribution System for (APL+ BPL+AAY)
4. There is **one** item in the category of **'Good'** (80% to 90% of target).
 - (i) SC Families Assisted
5. The performance of **seven items** has been **'Poor'** (below 80% of target). These items are:
 - (i) Road constructed under Prime minister Grameen Sadak Yojana (PMGSY)
 - (ii) Villages Electrified under Rajiv Gandhi Grameen Vidyutikaran Yojana
 - (iii) Houses constructed under Indira Aawas Yojana (IAY)
 - (iv) Houses constructed under EWS/LIG
 - (v) Habitations Covered (partially & Slipped Back) – NRDWP
 - (vi) SHGs Provided Income Generating Activities under SGSY
 - (vii) Coverage of water quality affected habitations – NRDWP
6. Some of items under TPP-2006 namely *Mahatma Gandhi National Rural Employment Guarantee Scheme (MGNREGS)*, *Self help Groups formed under SGSY*, *Sanitation Programme in Rural Area* and *Institutional Delivery* are demand driven and no targets are assigned by concerned nodal Ministries whereas for items like *Distribution of Wasteland to the landless* and *Minimum Wages Enforcement (including Farm Labour)*, concerned administrative Ministries are not in position to provide State/UT-wise targets; as such all these items are being monitored on monthly basis without any targets and are accordingly not considered for the purpose of appraisal. *The nomenclature of Accelerated Rural Water Supply Programme-ARWSP has been changed to National Rural Drinking Water Programme--(NRDWP) covering two parameters viz. (i) Coverage of Habitations (Partially Covered & Slipped back and (ii) Coverage of water quality affected habitations--(NRDWP).* In items where quarterly/ annual targets have been provided by the Ministries concerned, monthly targets have been worked out on prorata basis.

* Based on monthly monitored 19 Parameters.

HIGHLIGHTS OF PERFORMANCE

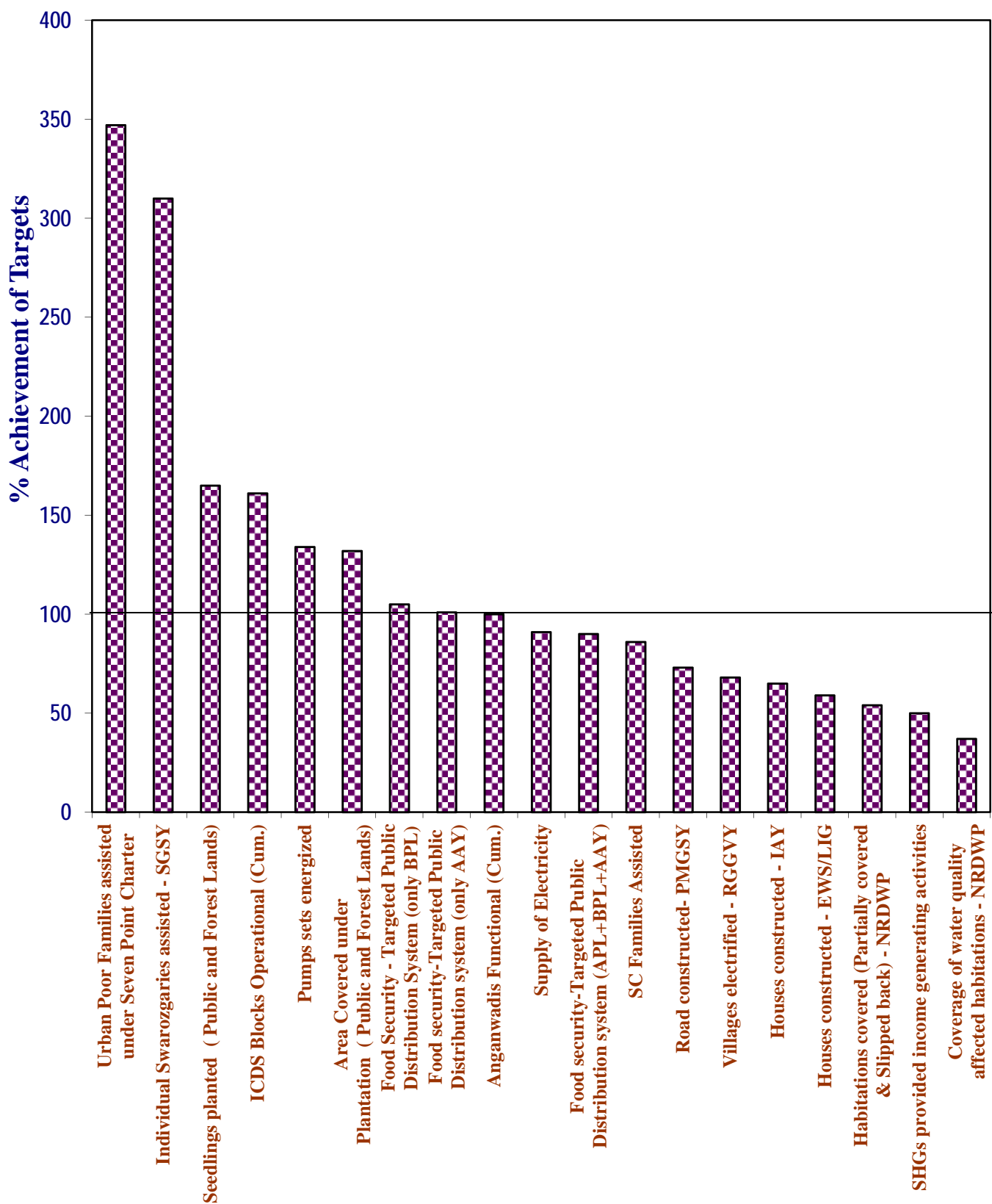
Sl. No.	Item	Achievement for April-November 2012
1- Employment Generated under MGNREGS.		
	(i) No. of Job cards issued	43.96 lakh *
	(ii) Employment generated	206.74 crore mandays
	(iii) Wages given	Rs.17343.03 crore
2- Swaranjayanti Gram Swarajgar Yojana (SGSY)		
	No. of Individual Swarozgaries assisted	2,02,406
3- Self help Groups		
	(i) No. of SHG formed	1,37,964
	(ii) No. of SHG to whom income generating activities provided under SGSY	59,601
4- Distribution of waste land to the landless		
	Land Distributed	31,391 hectare
5- Minimum Wages Enforcement (Including Farm Labour)		
	(i) No. of Inspections made	6,696
	(ii) No. of Irregularities detected	1,335
	(iii) No. of Irregularities rectified	1,363
	(iv) No. of Claims filed	329
	(v) No. of Claims settled	489
	(vi) No. of Prosecution cases pending	427
	(vii) No. of Prosecution cases filed	2
	(viii) No. of Prosecution cases decided	8
6- Food Security: (i) TPDS (ii) AAY (iii) BPL		
	(i) Food Security: Targeted Public Distribution System (TPDS)	304.85 lakh tonnes
	(ii) Food Security: Antyodaya Anna Yojana (AAY)	68.93 lakh tonnes
	(iii) Food Security: Below Poverty Line (BPL)	122.21 lakh tonnes
7- Rural Housing-Indira Awaas Yojana		
	No. of Houses constructed	13,02,161
8- EWS/LIG Houses in Urban Areas		
	No. of Houses constructed	78,779

Contd.....

Sl. No.	Item	Achievement for April- November 2012
9- Rural Areas. - National Rural Drinking Water Programme-(NRDWP)		
	(i) Coverage of Habitations (Partially covered & Slipped back)- (NRDWP)	41,369
	(ii) Coverage of Water Quality Affected Habitations – (NRDWP)	6,427
10- Sanitation Programme in Rural Areas		
	No. of Individual household latrines constructed	23.54 lakh
11- Institutional Delivery		
	No. of Deliveries in Institutions	110.36 lakh
12- SC Families Assisted		
	No. of SC Families assisted	38.00 lakh
13- Universalisation of ICDS Schemes		
	No. of ICDS Blocks Operational (Cum.)	11,269
14- Functional Anganwadis		
	No. of Anganwadis Functional (Cum.)	13.40 lakh
15- Number of Urban poor families assisted under Seven Point Charter viz. land tenure, housing at affordable cost, water, sanitation, health, education, and social security.		
	No. of Poor Families assisted	6.94 lakh
16- Afforestation:		
	(i) Area covered under Plantation (Public and Forest Lands)	13,59,759 hectares
	(ii) No. of Seedlings planted (Public and Forest Lands)	109.37 crore
17- Rural Road- Prime Minister Grameen Sadak Yojana (PMGSY)		
	Length of Road constructed	14,528 Kms
18- Rajiv Gandhi Grameen Vidyutikaran Yojana (RGGVY)		
	No.of Villages electrified	5,239
19- Energized Pumps sets		
	No. of Pumps sets energized	3,00,167
20- Supply of Electricity		
	Electricity supplied	5,95,845 Million Units(MU)

*Note:- * Some of States are reporting cumulative performance since inception. These are now reconciled with the performance figures supplied by M/o Rural Development to set performance targets during April- November 2012.*

ALL INDIA PERFORMANCE OF TARGET ORIENTED PARAMETERS DURING APRIL - NOVEMBER 2012



ACHIEVEMENT HIGHLIGHTS

PERFORMANCE OF TARGET ORIENTED PARAMETERS DURING APRIL TO NOVEMBER 2012

The cumulative performance during April to November 2012 has been "Very Good" for 11 items/parameters, "Good" for 01 items/ parameters and "Poor" for 07 items /parameters.

A. "Very Good" Performance (90% or above of targets)

<u>No.</u>	<u>Items</u>	<u>% Achievement</u>
1	Urban Poor Families assisted under Seven Point Charter	347
2	Individual Swarozgaries assisted - SGSY	310
3	Seedlings planted (Public and Forest Lands)	165
4	ICDS Blocks Operational (Cum.)	161
5	Pumps sets energized	134
6	Area Covered under Plantation (Public and Forest Lands)	132
7	Food Security - Targeted Public Distribution System (only BPL)	105
8	Food security - Targeted Public Distribution system (only AAY)	101
9	Anganwadis Functional (Cum.)	100
10	Supply of Electricity	91
11	Food security - Targeted Public Distribution system (APL+BPL+AAY)	90

B. "Good" Performance (80% to 90%)

12	SC Families assisted	86
----	----------------------	----

C. Areas of concern-where the performance is below 80%

13	Road constructed- PMGSY	73
14	Villages electrified - RGGVY	68
15	Houses constructed - IAY	65
16	Houses constructed - EWS/LIG	59
17	Habitations covered (Partially covered & Slipped back) - NRDWP	54
18	SHGs provided income generating activities	50
19	Coverage of water quality affected habitations - NRDWP	37

Table - A

Targets for 2012-2013 & April to November 2012 and achievements during the period April to November 2012

ALL INDIA PERFORMANCE

Sl. No.	Item Description	Units	Targets		Achievements	% Achievements of Targets during April - November,2012
			2012-2013	April - November,2012	April - November,2012	
1	Individual Swarozgaries Assisted - SGSY	Number	98,101	65,353	2,02,406	310
2	SHGs provided income generating activities	Number	1,78,937	1,19,250	59,601	50
3	Food Security:Targeted Public Ditrubution System(TPDS)	Tonnes	-	3,37,20,480	3,04,85,384	90
4	Food Security:Antodaya Anna Yojana(AAY)	Tonnes	-	68,11,064	68,93,157	101
5	Food Security:Targeted Public Ditrubution System (Only BPL)	Tonnes	-	1,16,40,846	1,22,21,394	105
6	Houses constructed - IAY	Number	30,09,700	20,06,438	13,02,161	65
7	Houses constructed - EWS/LIG	Number	2,00,000	1,33,316	78,779	59
8	Habitations covered (Partially covered & Slipped back) - NRDWP	Number	1,15,139	76,591	41,369	54
9	Coverage of water quality affected habitations - NRDWP	Number	26,521	17,384	6,427	37
10	SC Families Assisted	Number	65,97,231	43,98,120	38,00,461	86
11	ICDS Blocks Operational (Cum.)	Number	7,018	7,014	11,269	161
12	Anganwadis Functional (Cum.)	Number	13,44,498	13,44,498	13,40,912	100
13	Urban Poor Families Assisted under Seven Point Charter	Number	3,00,000	1,99,982	6,94,575	347
14	Area Covered under Plantation (Public and Forest Lands)	Hectares	15,41,670	10,27,769	13,59,759	132
15	Seedlings Planted (Public and Forest Lands)	Number	99,29,26,000	66,19,50,646	1,09,37,46,368	165
16	Road Constructed- PMGSY	Kilometer	30,000	19,978	14,528	73
17	Villages Electrified - RGGVY	Number	14,241	7,683	5,239	68
18	Pumps sets energized	Number	3,36,948	2,24,620	3,00,167	134
19	Electricity supplied	Million Units	-	6,52,227	5,95,845	91

Table - B

STATE-WISE PERFORMANCE DURING April to November 2012 (PERCENT ACHIEVEMENT)

S.No.	Description	ALL							
		INDIA	AP	ARP	AS	BI	CHHA.	DELHI	GOA
1	Individual Swarozgaries Assisted - SGSY	310	764	0	19	0	145	NA	73
2	SHGs provided income generating activities	50	120	0	13	0	57	NA	40
3	Food security-Targeted Public Distribution system (APL+BPL+AAY)	90	87	98	95	71	95	95	104
4	Food security-Targeted Public Distribution system (only AAY)	101	111	101	99	98	100	71	112
5	Food Security - Targeted Public Distribution System (Only BPL)	105	108	99	98	88	99	101	100
6	Houses constructed - IAY	65	111	27	46	79	44	NA	45
7	Houses constructed - EWS/LIG	59	216	67	0	32	27	2	83
8	Habitations covered (Partially covered & Slipped back) - NRDWP	54	57	30	53	67	54	NA	NA
9	Coverage of water quality affected habitations - NRDWP	37	14	NA	45	34	17	NA	NA
10	SC Families Assisted	86	5	NA	67	379	0	16	0
11	ICDS Blocks Operational (Cum.)	161	100	95	100	100	74	99	100
12	Anganwadis Functional (Cum.)	100	98	98	96	93	0	97	100
13	Urban Poor Families Assisted under Seven Point Charter	347	4,288	0	11	0	0	0	0
14	Area Covered under Plantation (Public and Forest Lands)	132	149	5	0	181	249	132	156
15	Seedlings Planted (Public and Forest Lands)	165	195	4	0	181	295	152	362
16	Road Constructed- PMGSY	73	103	45	60	91	25	NA	NA
17	Villages Electrified - RGGVY	68	NA	24	12	83	15	NA	NA
18	Pumps sets energized	134	193	NA	NA	70	71	NA	164
19	Supply of Electricity	91	83	94	93	86	98	99	97

Table - B(Contd.)

STATE-WISE PERFORMANCE DURING April to November 2012 (PERCENT ACHIEVEMENT)

S.No.	Description	ALL INDIA	GUJ	HRY	HP	J&K	JHAR.	KAR	KER
1	Individual Swarozgaries Assisted - SGSY	310	410	74	190	845	48	1,352	4
2	SHGs provided income generating activities	50	50	55	58	22	40	192	4
3	Food security-Targeted Public Distribution system (APL+BPL+AAAY)	90	61	59	99	105	73	79	103
4	Food security-Targeted Public Distribution system (only AAY)	101	100	94	101	102	98	100	103
5	Food Security - Targeted Public Distribution System (Only BPL)	105	90	98	97	102	97	100	103
6	Houses constructed - IAY	65	43	47	18	76	81	62	61
7	Houses constructed - EWS/LIG	59	18	83	0	0	97	480	5
8	Habitations covered (Partially covered & Slipped back) - NRDWP	54	81	54	91	68	5	92	59
9	Coverage of water quality affected habitations - NRDWP	37	59	40	NA	119	5	49	62
10	SC Families Assisted	86	120	91	216	944	2,268	97	25
11	ICDS Blocks Operational (Cum.)	161	100	100	100	100	100	100	100
12	Anganwadis Functional (Cum.)	100	100	99	99	103	100	102	100
13	Urban Poor Families Assisted under Seven Point Charter	347	181	11	0	0	21	98	48
14	Area Covered under Plantation (Public and Forest Lands)	132	126	133	107	28	34	178	385
15	Seedlings Planted (Public and Forest Lands)	165	183	157	107	29	76	229	950
16	Road Constructed- PMGSY	73	292	374	107	116	37	177	21
17	Villages Electrified - RGGVY	68	NA	NA	90	29	163	NA	NA
18	Pumps sets energized	134	213	89	196	NA	13	191	71
19	Supply of Electricity	91	100	91	97	75	97	87	96

Table - B(Contd.)

STATE-WISE PERFORMANCE DURING April to November 2012 (PERCENT ACHIEVEMENT)

S.No.	Description	ALL							
		INDIA	MP	MAH	MANI	MEGH	MIZ	NAGA	ORI
1	Individual Swarozgaries Assisted - SGSY	310	481	20	0	10	66	2	0
2	SHGs provided income generating activities	50	38	9	58	41	53	0	10
3	Food security-Targeted Public Distribution system (APL+BPL+AAY)	90	140	79	107	101	97	117	97
4	Food security-Targeted Public Distribution system (only AAY)	101	134	95	103	100	95	118	97
5	Food Security - Targeted Public Distribution System (Only BPL)	105	202	98	105	100	96	114	101
6	Houses constructed - IAY	65	62	29	22	39	84	96	41
7	Houses constructed - EWS/LIG	59	35	54	0	0	0	0	0
8	Habitations covered (Partially covered & Slipped back) - NRDWP	54	72	44	32	28	13	91	186
9	Coverage of water quality affected habitations - NRDWP	37	37	46	NA	27	NA	0	61
10	SC Families Assisted	86	90	21	0	NA	NA	NA	12
11	ICDS Blocks Operational (Cum.)	161	100	100	100	100	100	100	100
12	Anganwadis Functional (Cum.)	100	87	88	90	100	100	100	99
13	Urban Poor Families Assisted under Seven Point Charter	347	29	43	0	0	0	0	35
14	Area Covered under Plantation (Public and Forest Lands)	132	145	216	55	94	98	0	74
15	Seedlings Planted (Public and Forest Lands)	165	145	284	72	101	56	0	70
16	Road Constructed- PMGSY	73	71	78	238	32	49	0	42
17	Villages Electrified - RGGVY	68	427	NA	0	36	12	25	26
18	Pumps sets energized	134	388	NA	NA	NA	NA	NA	223
19	Supply of Electricity	91	91	97	95	86	93	94	96

Table - B(Contd.)

STATE-WISE PERFORMANCE DURING April to November 2012 (PERCENT ACHIEVEMENT)

S.No.	Description	ALL							
		INDIA	PUDU	PUN	RAJ	SIK	TN	TRI	UTTA.
1	Individual Swarozgaries Assisted - SGSY	310	1,423	307	94	424	0	0	118
2	SHGs provided income generating activities	50	76	26	31	40	0	76	87
3	Food security-Targeted Public Distribution system (APL+BPL+AAY)	90	90	77	99	100	97	97	106
4	Food security-Targeted Public Distribution system (only AAY)	101	88	65	98	99	100	102	94
5	Food Security - Targeted Public Distribution System (Only BPL)	105	97	83	99	111	101	101	100
6	Houses constructed - IAY	65	3	26	41	116	16	9	55
7	Houses constructed - EWS/LIG	59	0	0	59	95	4	249	0
8	Habitations covered (Partially covered & Slipped back) - NRDWP	54	0	25	138	4	98	1,489	59
9	Coverage of water quality affected habitations - NRDWP	37	0	19	50	NA	112	66	NA
10	SC Families Assisted	86	11	19	87	167	77	11	9
11	ICDS Blocks Operational (Cum.)	161	100	100	100	100	100	100	100
12	Anganwadis Functional (Cum.)	100	100	100	98	100	100	100	88
13	Urban Poor Families Assisted under Seven Point Charter	347	1,036	56	145	2,044	36	676	53
14	Area Covered under Plantation (Public and Forest Lands)	132	78	182	136	182	50	106	111
15	Seedlings Planted (Public and Forest Lands)	165	115	297	140	187	22	90	177
16	Road Constructed- PMGSY	73	NA	209	49	15	115	24	73
17	Villages Electrified - RGGVY	68	NA	NA	130	0	NA	19	NA
18	Pumps sets energized	134	56	24	190	NA	115	NA	366
19	Supply of Electricity	91	98	94	96	100	83	95	94

Table - B(Contd.)

STATE-WISE PERFORMANCE DURING April to November 2012 (PERCENT ACHIEVEMENT)

S.No.	Description	ALL							
		INDIA	UP	WB	A&N	CHND.	D&N	D&D	LAKSH
1	Individual Swarozgaries Assisted - SGSY	310	187	1,703	2,520	NA	740	40	2,120
2	SHGs provided income generating activities	50	51	188	125	NA	100	0	0
3	Food security-Targeted Public Distribution system (APL+BPL+AAY)	90	90	98	44	95	101	85	35
4	Food security-Targeted Public Distribution system (only AAY)	101	100	99	43	24	100	105	0
5	Food Security - Targeted Public Distribution System (Only BPL)	105	98	105	44	100	100	110	0
6	Houses constructed - IAY	65	19	154	17	NA	22	2	55
7	Houses constructed - EWS/LIG	59	14	168	0	0	0	NA	NA
8	Habitations covered (Partially covered & Slipped back) - NRDWP	54	6	57	NA	NA	NA	NA	NA
9	Coverage of water quality affected habitations - NRDWP	37	1	17	NA	NA	NA	NA	NA
10	SC Families Assisted	86	10	279	NA	110	NA	NA	NA
11	ICDS Blocks Operational (Cum.)	161	99	851	100	100	100	100	100
12	Anganwadis Functional (Cum.)	100	100	181	98	90	100	92	100
13	Urban Poor Families Assisted under Seven Point Charter	347	1	456	0	7	0	NA	NA
14	Area Covered under Plantation (Public and Forest Lands)	132	117	82	101	105	120	100	23
15	Seedlings Planted (Public and Forest Lands)	165	145	221	98	65	302	340	38
16	Road Constructed- PMGSY	73	26	217	NA	NA	NA	NA	NA
17	Villages Electrified - RGGVY	68	NA	NA	NA	NA	NA	NA	NA
18	Pumps sets energized	134	34	3,041	NA	NA	NA	50	NA
19	Supply of Electricity	91	84	99	78	100	94	91	100

NA : Not Applicable

Table - C

Items in which the States/UTs performance is Very Good (90% and above),
Good (80% to 90%) and Poor (below 80%) during the period
April to November 2012

1. ANDHRA PRADESH

Very Good

Individual Swarozgaries Assisted - SGSY, SHGs provided income generating activities, Food Security:Antodaya Anna Yojana(AAY), Food Security:Targeted Public Distribution System (Only BPL), Houses constructed - IAY, Houses constructed - EWS/LIG, ICDS Blocks Operational (Cum.), Anganwadis Functional (Cum.), Urban Poor Families Assisted under Seven Point Charter, Area Covered under Plantation (Public and Forest Lands), Seedlings Planted (Public and Forest Lands), Road Constructed-PMGSY, Pumps sets energized

Good

Food Security:Targeted Public Distribution System(TPDS), Electricity supplied

Poor

Habitations covered (Partially covered & Slipped back) - NRDWP, Coverage of water quality affected habitations - NRDWP, SC Families Assisted

2. ARUNACHAL PRADESH

Very Good

Food Security:Targeted Public Distribution System(TPDS), Food Security:Antodaya Anna Yojana(AAY), Food Security:Targeted Public Distribution System (Only BPL), ICDS Blocks Operational (Cum.), Anganwadis Functional (Cum.), Electricity supplied

Poor

Individual Swarozgaries Assisted - SGSY, SHGs provided income generating activities, Houses constructed - IAY, Houses constructed - EWS/LIG, Habitations covered (Partially covered & Slipped back) - NRDWP, Urban Poor Families Assisted under Seven Point Charter, Area Covered under Plantation (Public and Forest Lands), Seedlings Planted (Public and Forest Lands), Road Constructed- PMGSY, Villages Electrified - RGGVY

3. ASSAM

Very Good

Food Security:Targeted Public Distribution System(TPDS), Food Security:Antodaya Anna Yojana(AAY), Food Security:Targeted Public Distribution System (Only BPL), ICDS Blocks Operational (Cum.), Anganwadis Functional (Cum.), Electricity supplied

Poor

Individual Swarozgaries Assisted - SGSY, SHGs provided income generating activities, Houses constructed - IAY, Houses constructed - EWS/LIG, Habitations covered (Partially covered & Slipped back) - NRDWP, Coverage of water quality affected habitations - NRDWP, SC Families Assisted, Urban Poor Families Assisted under Seven Point Charter, Area Covered under Plantation (Public and Forest Lands), Seedlings Planted (Public and Forest Lands), Road Constructed- PMGSY, Villages Electrified - RGGVY

4. BIHAR

Very Good

Food Security:Antodaya Anna Yojana(AAY), SC Families Assisted, ICDS Blocks Operational (Cum.), Anganwadis Functional (Cum.), Area Covered under Plantation (Public and Forest Lands), Seedlings Planted (Public and Forest Lands), Road Constructed- PMGSY

Good

Food Security:Targeted Public Distribution System (Only BPL), Villages Electrified - RGGVY, Electricity supplied

Poor

Individual Swarozgaries Assisted - SGSY, SHGs provided income generating activities, Food Security:Targeted Public Distribution System(TPDS), Houses constructed - IAY, Houses constructed - EWS/LIG, Habitations covered (Partially covered & Slipped back) - NRDWP, Coverage of water quality affected habitations - NRDWP, Urban Poor Families Assisted under Seven Point Charter, Pumps sets energized

5. CHHATISGARH

Very Good

Individual Swarozgaries Assisted - SGSY, Food Security:Targeted Public Distribution System(TPDS), Food Security:Antodaya Anna Yojana(AAY), Food Security:Targeted Public Distribution System (Only BPL), Area Covered under Plantation (Public and Forest Lands), Seedlings Planted (Public and Forest Lands), Electricity supplied

Poor

SHGs provided income generating activities, Houses constructed - IAY, Houses constructed - EWS/LIG, Habitations covered (Partially covered & Slipped back) - NRDWP, Coverage of water quality affected habitations - NRDWP, SC Families Assisted, ICDS Blocks Operational (Cum.), Anganwadis Functional (Cum.), Urban Poor Families Assisted under Seven Point Charter, Road Constructed- PMGSY, Villages Electrified - RGGVY, Pumps sets energized

6. DELHI

Very Good

Food Security:Targeted Public Distribution System(TPDS), Food Security:Targeted Public Distribution System (Only BPL), ICDS Blocks Operational (Cum.), Anganwadis Functional (Cum.), Area Covered under Plantation (Public and Forest Lands), Seedlings Planted (Public and Forest Lands), Electricity supplied

Poor

Food Security:Antodaya Anna Yojana(AAY), Houses constructed - EWS/LIG, SC Families Assisted, Urban Poor Families Assisted under Seven Point Charter

7. GOA

Very Good

Food Security:Targeted Public Distribution System(TPDS), Food Security:Antodaya Anna Yojana(AAY), Food Security:Targeted Public Distribution System (Only BPL), ICDS Blocks Operational (Cum.), Anganwadis Functional (Cum.), Area Covered under Plantation (Public and Forest Lands), Seedlings Planted (Public and Forest Lands), Pumps sets energized, Electricity supplied

Good

Houses constructed - EWS/LIG

Poor

Individual Swarozgaries Assisted - SGSY, SHGs provided income generating activities, Houses constructed - IAY, SC Families Assisted, Urban Poor Families Assisted under Seven Point Charter

8. GUJARAT

Very Good

Individual Swarozgaries Assisted - SGSY, Food Security:Antodaya Anna Yojana(AAY), Food Security:Targeted Public Distribution System (Only BPL), SC Families Assisted, ICDS Blocks Operational (Cum.), Anganwadis Functional (Cum.), Urban Poor Families Assisted under Seven Point Charter, Area Covered under Plantation (Public and Forest Lands), Seedlings Planted (Public and Forest Lands), Road Constructed- PMGSY, Pumps sets energized, Electricity supplied

Good

Habitations covered (Partially covered & Slipped back) - NRDWP

Poor

SHGs provided income generating activities, Food Security:Targeted Public Distribution System(TPDS), Houses constructed - IAY, Houses constructed - EWS/LIG, Coverage of water quality affected habitations - NRDWP

9. HARYANA

Very Good

Food Security:Antodaya Anna Yojana(AAY), Food Security:Targeted Public Distribution System (Only BPL), SC Families Assisted, ICDS Blocks Operational (Cum.), Anganwadis Functional (Cum.), Area Covered under Plantation (Public and Forest Lands), Seedlings Planted (Public and Forest Lands), Road Constructed- PMGSY, Electricity supplied

Good

Houses constructed - EWS/LIG, Pumps sets energized

Poor

Individual Swarozgaries Assisted - SGSY, SHGs provided income generating activities, Food Security:Targeted Public Distribution System(TPDS), Houses constructed - IAY, Habitations covered (Partially covered & Slipped back) - NRDWP, Coverage of water quality affected habitations - NRDWP, Urban Poor Families Assisted under Seven Point Charter

10. HIMACHAL PRADESH

Very Good

Individual Swarozgaries Assisted - SGSY, Food Security:Targeted Public Distribution System(TPDS), Food Security:Antodaya Anna Yojana(AAY), Food Security:Targeted Public Distribution System (Only BPL), Habitations covered (Partially covered & Slipped back) - NRDWP, SC Families Assisted, ICDS Blocks Operational (Cum.), Anganwadis Functional (Cum.), Area Covered under Plantation (Public and Forest Lands), Seedlings Planted (Public and Forest Lands), Road Constructed- PMGSY, Villages Electrified - RGGVY, Pumps sets energized, Electricity supplied

Poor

SHGs provided income generating activities, Houses constructed - IAY, Houses constructed - EWS/LIG, Urban Poor Families Assisted under Seven Point Charter

11. JAMMU AND KASHMIR

Very Good

Individual Swarozgaries Assisted - SGSY, Food Security:Targeted Public Distribution System(TPDS), Food Security:Antodaya Anna Yojana(AAY), Food Security:Targeted Public Distribution System (Only BPL), Coverage of water quality affected habitations - NRDWP, SC Families Assisted, ICDS Blocks Operational (Cum.), Anganwadis Functional (Cum.), Road Constructed- PMGSY

Poor

SHGs provided income generating activities, Houses constructed - IAY, Houses constructed - EWS/LIG, Habitations covered (Partially covered & Slipped back) - NRDWP, Urban Poor Families Assisted under Seven Point Charter, Area Covered under Plantation (Public and Forest Lands), Seedlings Planted (Public and Forest Lands), Villages Electrified - RGGVY, Electricity supplied

12. JHARKHAND

Very Good

Food Security:Antodaya Anna Yojana(AAY), Food Security:Targeted Public Distribution System (Only BPL), Houses constructed - EWS/LIG, SC Families Assisted, ICDS Blocks Operational (Cum.), Anganwadis Functional (Cum.), Villages Electrified - RGGVY, Electricity supplied

Good

Houses constructed - IAY

Poor

Individual Swarozgaries Assisted - SGSY, SHGs provided income generating activities, Food Security:Targeted Public Distribution System(TPDS), Habitations covered (Partially covered & Slipped back) - NRDWP, Coverage of water quality affected habitations - NRDWP, Urban Poor Families Assisted under Seven Point Charter, Area Covered under Plantation (Public and Forest Lands), Seedlings Planted (Public and Forest Lands), Road Constructed- PMGSY, Pumps sets energized

13. KARNATAKA

Very Good

Individual Swarozgaries Assisted - SGSY, SHGs provided income generating activities, Food Security:Antodaya Anna Yojana(AAY), Food Security:Targeted Public Distribution System (Only BPL), Houses constructed - EWS/LIG, Habitations covered (Partially covered & Slipped back) - NRDWP, SC Families Assisted, ICDS Blocks Operational (Cum.), Anganwadis Functional (Cum.), Urban Poor Families Assisted under Seven Point Charter, Area Covered under Plantation (Public and Forest Lands), Seedlings Planted (Public and Forest Lands), Road Constructed- PMGSY, Pumps sets energized

Good

Electricity supplied

Poor

Food Security:Targeted Public Distribution System(TPDS), Houses constructed - IAY, Coverage of water quality affected habitations - NRDWP

14. KERALA

Very Good

Food Security:Targeted Public Distribution System(TPDS), Food Security:Antodaya Anna Yojana(AAY), Food Security:Targeted Public Distribution System (Only BPL), ICDS Blocks Operational (Cum.), Anganwadis Functional (Cum.), Area Covered under Plantation (Public and Forest Lands), Seedlings Planted (Public and Forest Lands), Electricity supplied

Poor

Individual Swarozgaries Assisted - SGSY, SHGs provided income generating activities, Houses constructed - IAY, Houses constructed - EWS/LIG, Habitations covered (Partially covered & Slipped back) - NRDWP, Coverage of water quality affected habitations - NRDWP, SC Families Assisted, Urban Poor Families Assisted under Seven Point Charter, Road Constructed- PMGSY, Pumps sets energized

15. MADHYA PRADESH

Very Good

Individual Swarozgaries Assisted - SGSY, Food Security:Targeted Public Distribution System(TPDS), Food Security:Antodaya Anna Yojana(AAY), Food Security:Targeted Public Distribution System (Only BPL), SC Families Assisted, ICDS Blocks Operational (Cum.), Area Covered under Plantation (Public and Forest Lands), Seedlings Planted (Public and Forest Lands), Villages Electrified - RGGVY, Pumps sets energized, Electricity supplied

Good

Anganwadis Functional (Cum.)

Poor

SHGs provided income generating activities, Houses constructed - IAY, Houses constructed - EWS/LIG, Habitations covered (Partially covered & Slipped back) - NRDWP, Coverage of water quality affected habitations - NRDWP, Urban Poor Families Assisted under Seven Point Charter, Road Constructed- PMGSY

16. MAHARASHTRA

Very Good

Food Security:Antodaya Anna Yojana(AAY), Food Security:Targeted Public Distribution System (Only BPL), ICDS Blocks Operational (Cum.), Area Covered under Plantation (Public and Forest Lands), Seedlings Planted (Public and Forest Lands), Electricity supplied

Good

Anganwadis Functional (Cum.)

Poor

Individual Swarozgaries Assisted - SGSY, SHGs provided income generating activities, Food Security:Targeted Public Distribution System(TPDS), Houses constructed - IAY, Houses constructed - EWS/LIG, Habitations covered (Partially covered & Slipped back) - NRDWP, Coverage of water quality affected habitations - NRDWP, SC Families Assisted, Urban Poor Families Assisted under Seven Point Charter, Road Constructed- PMGSY

17. MANIPUR

Very Good

Food Security:Targeted Public Distribution System(TPDS), Food Security:Antodaya Anna Yojana(AAY), Food Security:Targeted Public Distribution System (Only BPL), ICDS Blocks Operational (Cum.), Anganwadis Functional (Cum.), Road Constructed- PMGSY, Electricity supplied

Poor

Individual Swarozgaris Assisted - SGSY, SHGs provided income generating activities, Houses constructed - IAY, Houses constructed - EWS/LIG, Habitations covered (Partially covered & Slipped back) - NRDWP, SC Families Assisted, Urban Poor Families Assisted under Seven Point Charter, Area Covered under Plantation (Public and Forest Lands), Seedlings Planted (Public and Forest Lands), Villages Electrified - RGGVY

18. MEGHALAYA

Very Good

Food Security:Targeted Public Distribution System(TPDS), Food Security:Antodaya Anna Yojana(AAY), Food Security:Targeted Public Distribution System (Only BPL), ICDS Blocks Operational (Cum.), Anganwadis Functional (Cum.), Area Covered under Plantation (Public and Forest Lands), Seedlings Planted (Public and Forest Lands)

Good

Electricity supplied

Poor

Individual Swarozgaris Assisted - SGSY, SHGs provided income generating activities, Houses constructed - IAY, Houses constructed - EWS/LIG, Habitations covered (Partially covered & Slipped back) - NRDWP, Coverage of water quality affected habitations - NRDWP, Urban Poor Families Assisted under Seven Point Charter, Road Constructed- PMGSY, Villages Electrified - RGGVY

19. MIZORAM

Very Good

Food Security:Targeted Public Distribution System(TPDS), Food Security:Antodaya Anna Yojana(AAY), Food Security:Targeted Public Distribution System (Only BPL), ICDS Blocks Operational (Cum.), Anganwadis Functional (Cum.), Area Covered under Plantation (Public and Forest Lands), Electricity supplied

Good

Houses constructed - IAY

Poor

Individual Swarozgaris Assisted - SGSY, SHGs provided income generating activities, Houses constructed - EWS/LIG, Habitations covered (Partially covered & Slipped back) - NRDWP, Urban Poor Families Assisted under Seven Point Charter, Seedlings Planted (Public and Forest Lands), Road Constructed- PMGSY, Villages Electrified - RGGVY

20. NAGALAND

Very Good

Food Security:Targeted Public Distribution System(TPDS), Food Security:Antodaya Anna Yojana(AAY), Food Security:Targeted Public Distribution System (Only BPL), Houses constructed - IAY, Habitations covered (Partially covered & Slipped back) - NRDWP, ICDS Blocks Operational (Cum.), Anganwadis Functional (Cum.), Electricity supplied

Poor

Individual Swarozgaris Assisted - SGSY, SHGs provided income generating activities, Houses constructed - EWS/LIG, Coverage of water quality affected habitations - NRDWP, Urban Poor Families Assisted under Seven Point Charter, Area Covered under Plantation (Public and Forest Lands), Seedlings Planted (Public and Forest Lands), Road Constructed- PMGSY, Villages Electrified - RGGVY

21. ORISSA

Very Good

Food Security:Targeted Public Distribution System(TPDS), Food Security:Antodaya Anna Yojana(AAY), Food Security:Targeted Public Distribution System (Only BPL), Habitations covered (Partially covered & Slipped back) - NRDWP, ICDS Blocks Operational (Cum.), Anganwadis Functional (Cum.), Pumps sets energized, Electricity supplied

Poor

Individual Swarozgaries Assisted - SGSY, SHGs provided income generating activities, Houses constructed - IAY, Houses constructed - EWS/LIG, Coverage of water quality affected habitations - NRDWP, SC Families Assisted, Urban Poor Families Assisted under Seven Point Charter, Area Covered under Plantation (Public and Forest Lands), Seedlings Planted (Public and Forest Lands), Road Constructed-PMGSY, Villages Electrified - RGGVY

22. PUDUCHERRY

Very Good

Individual Swarozgaries Assisted - SGSY, Food Security:Targeted Public Distribution System(TPDS), Food Security:Targeted Public Distribution System (Only BPL), ICDS Blocks Operational (Cum.), Anganwadis Functional (Cum.), Urban Poor Families Assisted under Seven Point Charter, Seedlings Planted (Public and Forest Lands), Electricity supplied

Good

Food Security:Antodaya Anna Yojana(AAY)

Poor

SHGs provided income generating activities, Houses constructed - IAY, Houses constructed - EWS/LIG, Habitations covered (Partially covered & Slipped back) - NRDWP, Coverage of water quality affected habitations - NRDWP, SC Families Assisted, Area Covered under Plantation (Public and Forest Lands), Pumps sets energized

23. PUNJAB

Very Good

Individual Swarozgaries Assisted - SGSY, ICDS Blocks Operational (Cum.), Anganwadis Functional (Cum.), Area Covered under Plantation (Public and Forest Lands), Seedlings Planted (Public and Forest Lands), Road Constructed- PMGSY, Electricity supplied

Good

Food Security:Targeted Public Distribution System (Only BPL)

Poor

SHGs provided income generating activities, Food Security:Targeted Public Distribution System(TPDS), Food Security:Antodaya Anna Yojana(AAY), Houses constructed - IAY, Houses constructed - EWS/LIG, Habitations covered (Partially covered & Slipped back) - NRDWP, Coverage of water quality affected habitations - NRDWP, SC Families Assisted, Urban Poor Families Assisted under Seven Point Charter, Pumps sets energized

24. RAJASTHAN

Very Good

Individual Swarozgaries Assisted - SGSY, Food Security:Targeted Public Distribution System(TPDS), Food Security:Antodaya Anna Yojana(AAY), Food Security:Targeted Public Distribution System (Only BPL), Habitations covered (Partially covered & Slipped back) - NRDWP, ICDS Blocks Operational (Cum.), Anganwadis Functional (Cum.), Urban Poor Families Assisted under Seven Point Charter, Area Covered under Plantation (Public and Forest Lands), Seedlings Planted (Public and Forest Lands), Villages Electrified - RGGVY, Pumps sets energized, Electricity supplied

Good

SC Families Assisted

Poor

SHGs provided income generating activities, Houses constructed - IAY, Houses constructed - EWS/LIG, Coverage of water quality affected habitations - NRDWP, Road Constructed- PMGSY

25. SIKKIM

Very Good

Individual Swarozgaries Assisted - SGSY, Food Security:Targeted Public Distribution System(TPDS), Food Security:Antodaya Anna Yojana(AAY), Food Security:Targeted Public Distribution System (Only BPL), Houses constructed - IAY, Houses constructed - EWS/LIG, SC Families Assisted, ICDS Blocks Operational (Cum.), Anganwadis Functional (Cum.), Urban Poor Families Assisted under Seven Point Charter, Area Covered under Plantation (Public and Forest Lands), Seedlings Planted (Public and Forest Lands), Electricity supplied

Poor

SHGs provided income generating activities, Habitations covered (Partially covered & Slipped back) - NRDWP, Road Constructed- PMGSY, Villages Electrified - RGGVY

26. TAMIL NADU

Very Good

Food Security:Targeted Public Distribution System(TPDS), Food Security:Antodaya Anna Yojana(AAY), Food Security:Targeted Public Distribution System (Only BPL), Habitations covered (Partially covered & Slipped back) - NRDWP, Coverage of water quality affected habitations - NRDWP, ICDS Blocks Operational (Cum.), Anganwadis Functional (Cum.), Road Constructed- PMGSY, Pumps sets energized

Good

Electricity supplied

Poor

Individual Swarozgaries Assisted - SGSY, SHGs provided income generating activities, Houses constructed - IAY, Houses constructed - EWS/LIG, SC Families Assisted, Urban Poor Families Assisted under Seven Point Charter, Area Covered under Plantation (Public and Forest Lands), Seedlings Planted (Public and Forest Lands)

27. TRIPURA

Very Good

Food Security:Targeted Public Distribution System(TPDS), Food Security:Antodaya Anna Yojana(AAY), Food Security:Targeted Public Distribution System (Only BPL), Houses constructed - EWS/LIG, Habitations covered (Partially covered & Slipped back) - NRDWP, ICDS Blocks Operational (Cum.), Anganwadis Functional (Cum.), Urban Poor Families Assisted under Seven Point Charter, Area Covered under Plantation (Public and Forest Lands), Seedlings Planted (Public and Forest Lands), Electricity supplied

Poor

Individual Swarozgaries Assisted - SGSY, SHGs provided income generating activities, Houses constructed - IAY, Coverage of water quality affected habitations - NRDWP, SC Families Assisted, Road Constructed- PMGSY, Villages Electrified - RGGVY

28. UTTARAKHAND

Very Good

Individual Swarozgaries Assisted - SGSY, Food Security:Targeted Public Distribution System(TPDS), Food Security:Antodaya Anna Yojana(AAY), Food Security:Targeted Public Distribution System (Only BPL), ICDS Blocks Operational (Cum.), Area Covered under Plantation (Public and Forest Lands), Seedlings Planted (Public and Forest Lands), Pumps sets energized, Electricity supplied

Good

SHGs provided income generating activities, Anganwadis Functional (Cum.)

Poor

Houses constructed - IAY, Houses constructed - EWS/LIG, Habitations covered (Partially covered & Slipped back) - NRDWP, SC Families Assisted, Urban Poor Families Assisted under Seven Point Charter, Road Constructed- PMGSY

29. UTTAR PRADESH

Very Good

Individual Swarozgaries Assisted - SGSY, Food Security:Targeted Public Distribution System(TPDS), Food Security:Antodaya Anna Yojana(AAY), Food Security:Targeted Public Distribution System (Only BPL), ICDS Blocks Operational (Cum.), Anganwadis Functional (Cum.), Area Covered under Plantation (Public and Forest Lands), Seedlings Planted (Public and Forest Lands)

Good

Electricity supplied

Poor

SHGs provided income generating activities, Houses constructed - IAY, Houses constructed - EWS/LIG, Habitations covered (Partially covered & Slipped back) - NRDWP, Coverage of water quality affected habitations - NRDWP, SC Families Assisted, Urban Poor Families Assisted under Seven Point Charter, Road Constructed- PMGSY, Pumps sets energized

30. WEST BENGAL

Very Good

Individual Swarozgaries Assisted - SGSY, SHGs provided income generating activities, Food Security:Targeted Public Distribution System(TPDS), Food Security:Antodaya Anna Yojana(AAY), Food Security:Targeted Public Distribution System (Only BPL), Houses constructed - IAY, Houses constructed - EWS/LIG, SC Families Assisted, ICDS Blocks Operational (Cum.), Anganwadis Functional (Cum.), Urban Poor Families Assisted under Seven Point Charter, Seedlings Planted (Public and Forest Lands), Road Constructed- PMGSY, Pumps sets energized, Electricity supplied

Good

Area Covered under Plantation (Public and Forest Lands)

Poor

Habitations covered (Partially covered & Slipped back) - NRDWP, Coverage of water quality affected habitations - NRDWP

31. ANDAMAN AND NICOBAR ISLANDS

Very Good

Individual Swarozgaries Assisted - SGSY, SHGs provided income generating activities, ICDS Blocks Operational (Cum.), Anganwadis Functional (Cum.), Area Covered under Plantation (Public and Forest Lands), Seedlings Planted (Public and Forest Lands)

Poor

Food Security:Targeted Public Distribution System(TPDS), Food Security:Antodaya Anna Yojana(AAY), Food Security:Targeted Public Distribution System (Only BPL), Houses constructed - IAY, Houses constructed - EWS/LIG, Urban Poor Families Assisted under Seven Point Charter, Electricity supplied

32. CHANDIGARH

Very Good

Food Security:Targeted Public Distribution System(TPDS), Food Security:Targeted Public Distribution System (Only BPL), SC Families Assisted, ICDS Blocks Operational (Cum.), Anganwadis Functional (Cum.), Area Covered under Plantation (Public and Forest Lands), Electricity supplied

Poor

Food Security:Antodaya Anna Yojana(AAY), Houses constructed - EWS/LIG, Urban Poor Families Assisted under Seven Point Charter, Seedlings Planted (Public and Forest Lands)

33. DADRA AND NAGAR HAVELI

Very Good

Individual Swarozgaries Assisted - SGSY, SHGs provided income generating activities, Food Security:Targeted Public Distribution System(TPDS), Food Security:Antodaya Anna Yojana(AAY), Food Security:Targeted Public Distribution System (Only BPL), ICDS Blocks Operational (Cum.), Anganwadis Functional (Cum.), Area Covered under Plantation (Public and Forest Lands), Seedlings Planted (Public and Forest Lands), Electricity supplied

Poor

Houses constructed - IAY, Houses constructed - EWS/LIG, Urban Poor Families Assisted under Seven Point Charter

34. DAMAN AND DIU

Very Good

Food Security:Antodaya Anna Yojana(AAY), Food Security:Targeted Public Distribution System (Only BPL), ICDS Blocks Operational (Cum.), Anganwadis Functional (Cum.), Area Covered under Plantation (Public and Forest Lands), Seedlings Planted (Public and Forest Lands), Electricity supplied

Good

Food Security:Targeted Public Distribution System(TPDS)

Poor

Individual Swarozgaries Assisted - SGSY, SHGs provided income generating activities, Houses constructed - IAY, Pumps sets energized

35. LAKSHADWEEP

Very Good

Individual Swarozgaries Assisted - SGSY, ICDS Blocks Operational (Cum.), Anganwadis Functional (Cum.), Electricity supplied

Poor

SHGs provided income generating activities, Food Security:Targeted Public Distribution System(TPDS), Food Security:Antodaya Anna Yojana(AAY), Food Security:Targeted Public Distribution System (Only BPL), Houses constructed - IAY, Area Covered under Plantation (Public and Forest Lands), Seedlings Planted (Public and Forest Lands)

PART - II

TWENTY POINT PROGRAMME - 2006

ITEM-WISE PERFORMANCE TABLES

Table - 1

Employment generation under the NREG Scheme

Sl. No.	State/UT Name	No. of job cards issued (Number)	Employment generated (Number)	Wages given (Rupees)
		April,2012- November,2012	April,2012- November,2012	April,2012- November,2012
(1)	(2)	(3)	(4)	(5)
1	ANDHRA PRADESH	4,65,483	28,21,62,000	29,89,92,61,000
2	ARUNACHAL PRADESH	93719 *	1,15,067	1,787
3	ASSAM	8,618	1,62,98,000	2,23,01,25,000
4	BIHAR	4,64,844 *	6,53,64,000	8,09,77,14,000
5	CHHATISGARH	78,507	6,50,82,000	9,10,10,21,000
6	DELHI	0	0	0
7	GOA	571	48,759	77,15,000
8	GUJARAT	0	1,69,33,000	2,05,48,89,000
9	HARYANA	59,782	63,27,000	3,28,77,14,000
10	HIMACHAL PRADESH	# 20313	1,39,08,000	1,86,43,37,000
11	JAMMU AND KASHMIR	52,402	1,68,36,000	2,31,70,85,000
12	JHARKHAND	18,201	2,85,44,628	4,48,11,12,194
13	KARNATAKA	75,642	1,59,84,000	9,78,53,09,000
14	KERALA	5,25,095	4,13,78,860	6,51,03,42,000
15	MADHYA PRADESH	# 2,46,666	12,88,24,000	15,66,66,000
16	MAHARASHTRA	3,22,009	4,99,52,733	9,40,20,44,000
17	MANIPUR	31419 *	1,46,56,000	2,12,71,66,000
18	MEGHALAYA	# 16602	71,35,000	94,24,42,000
19	MIZORAM	1,180	89,15,350	1,21,24,89,800
20	NAGALAND	8870 *	0	0
21	ORISSA	74,687	2,92,96,000	3,48,21,45,000
22	PUDUCHERRY	782 *	8,44,300	11,79,47,000
23	PUNJAB	23256 *	35,46,447	62,08,55,000
24	RAJASTHAN	3,36,046	14,56,39,000	15,24,84,36,000
25	SIKKIM	1391 *	33,90,676	38,58,59,000
26	TAMIL NADU	8,27,781	30,01,34,000	27,91,46,74,900
27	TRIPURA	28555 *	3,05,34,799	3,65,60,49,000
28	UTTARAKHAND	25,126	85,84,400	1,06,84,91,000
29	UTTAR PRADESH	2,32,298	9,46,55,000	10,70,03,89,000
30	WEST BENGAL	# 3,53,666	67,19,06,000	16,67,73,83,000
31	ANDAMAN AND NICOBAR ISLANDS	1,059	4,38,837	6,92,96,000
32	CHANDIGARH	0	0	0
33	DADRA AND NAGAR HAVELI	1356 *	23,352	36,47,710
34	DAMAN AND DIU	0	0	0
35	LAKSHADWEEP	589 *	31,217	77,16,200
Grand Total		43,96,515	2,06,74,88,425	1,73,43,03,22,591

Note: * Some of the States are reporting performance since inception but now it has been reconciled with the performance figures supplied by M/o Rural Development

Previous month figures have been repeated due to wide variation.

Table - 2 (A)

**Swaranjayanti Gram Swarojgar Yojana
Individual Swarozgaries Assisted
(Unit: Number)**

Sl. No.	State/UT Name	Target		Achievement	Percent Achievement
		2012-2013	April,2012- November,2012	April,2012- November,2012	April,2012- November,2012
(1)	(2)	(3)	(4)	(5)	(5)/(4)
1	ANDHRA PRADESH	5,283	3,520	26,906	764
2	ARUNACHAL PRADESH	236	157	0	0
3	ASSAM	6,134	4,088	769	19
4	BIHAR	12,568	8,376	0 *	0
5	CHHATISGARH	2,791	1,860	2,694	145
6	GOA	72	41	30	73
7	GUJARAT	1,989	1,325	5,430	410
8	HARYANA	1,170	778	578	74
9	HIMACHAL PRADESH	493	328	624	190
10	JAMMU AND KASHMIR	610	406	3,431	845
11	JHARKHAND	4,739	3,159	1,532	48
12	KARNATAKA	3,990	2,659	35,962	1,352
13	KERALA	1,790	1,193	52	4
14	MADHYA PRADESH	5,980	3,985	19,175	481
15	MAHARASHTRA	7,886	5,256	1,038	20
16	MANIPUR	411	272	0	0
17	MEGHALAYA	461	305	31	10
18	MIZORAM	106	70	46	66
19	NAGALAND	316	210	4	2
20	ORISSA	6,043	4,027	0	0
21	PUDUCHERRY	94	62	882	1,423
22	PUNJAB	569	377	1,158	307
23	RAJASTHAN	3,029	2,017	1,905	94
24	SIKKIM	119	79	335	424
25	TAMIL NADU	4,672	3,112	0	0
26	TRIPURA	742	495	0	0
27	UTTARAKHAND	953	633	747	118
28	UTTAR PRADESH	18,104	12,068	22,584	187
29	WEST BENGAL	6,715	4,475	76,222	1,703
30	ANDAMAN AND NICOBAR ISLANDS	9	5	126	2,520
31	DADRA AND NAGAR HAVELI	9	5	37	740
32	DAMAN AND DIU	9	5	2	40
33	LAKSHADWEEP	9	5	106	2,120
Grand Total		98,101	65,353	2,02,406	310

Very Good:(90% or above of targets)

ANDHRA PRADESH, CHHATISGARH, GUJARAT, HIMACHAL PRADESH, JAMMU AND KASHMIR, KARNATAKA, MADHYA PRADESH, PUDUCHERRY, PUNJAB, RAJASTHAN, SIKKIM, UTTARAKHAND, UTTAR PRADESH, WEST BENGAL, ANDAMAN AND NICOBAR ISLANDS, DADRA AND NAGAR HAVELI, LAKSHADWEEP

Poor:(Below 80% of targets)

ARUNACHAL PRADESH, ASSAM, BIHAR, GOA, HARYANA, JHARKHAND, KERALA, MAHARASHTRA, MANIPUR, MEGHALAYA, MIZORAM, NAGALAND, ORISSA, TAMIL NADU, TRIPURA, DAMAN AND DIU

Note: * The figures have been reconciled with that of Ministry of Rural Development.

Swaranjayanti Gram Swarozgar Yojana (SGSY)

Individual Swarozgaries Assisted

% Achievement of Target

During April - November 2012

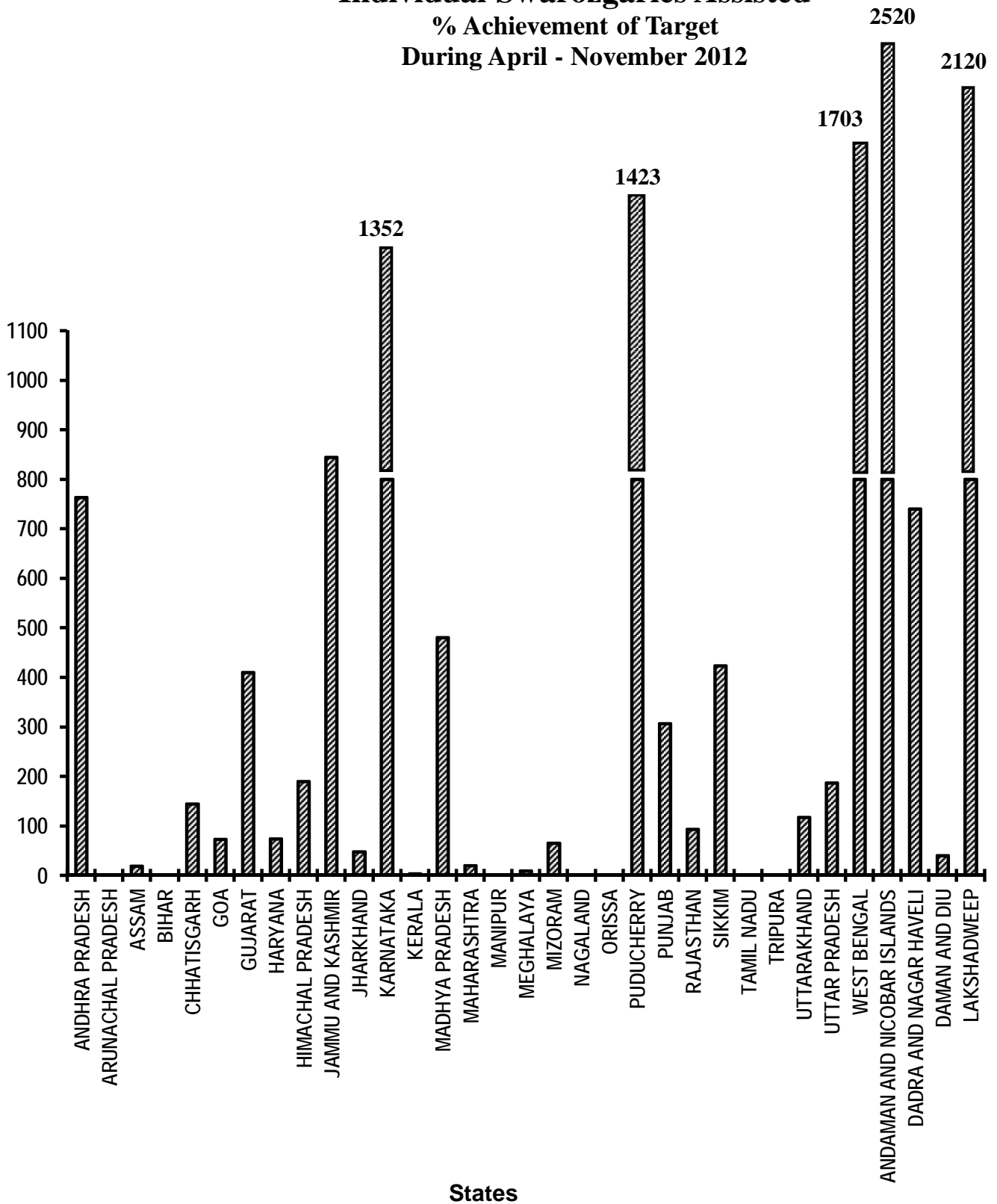


Table 2 (B)

Swaranjayanti Gram Swarozgar Yojana

Sl. No.	State/UT Name	Individual SC Swarozgaries Assisted (Number) April,2012- November,2012	Individual ST Swarozgaries Assisted (Number) April,2012- November,2012	Individual Women Swarozgaries Assisted (Number) April,2012- November,2012	Individual Disabled Swarozgaries Assisted (Number) April,2012- November,2012
(1)	(2)	(3)	(4)	(5)	(6)
1	ANDHRA PRADESH	18,175	5,090	3,496	145
2	ARUNACHAL PRADESH	0	0	0	0
3	ASSAM	411	57	72	5
4	BIHAR	1,15,891	8,189	3,17,861	517
5	CHHATISGARH	508	1,427	435	47
6	GOA	9	13	7	1
7	GUJARAT	3,180	0	2,218	40
8	HARYANA	253	0	285	29
9	HIMACHAL PRADESH	239	87	213	8
10	JAMMU AND KASHMIR	268	300	622	131
11	JHARKHAND	185	907	282	28
12	KARNATAKA	12,262	3,644	30,675	1,310
13	KERALA	42	0	44	6
14	MADHYA PRADESH	4,582	6,903	12,760	449
15	MAHARASHTRA	343	137	334	18
16	MANIPUR	0	0	0	0
17	MEGHALAYA	0	31	12	0
18	MIZORAM	1	50	21	4
19	NAGALAND	0	73	98	15
20	ORISSA	0	0	0	0
21	PUDUCHERRY	366	0	1,105	0
22	PUNJAB	910	0	757	6
23	RAJASTHAN	413	516	780	68
24	SIKKIM	39	413	696	7
25	TAMIL NADU	0	0	0	0
26	TRIPURA	0	0	0	0
27	UTTARAKHAND	664	31	103	1
28	UTTAR PRADESH	10,978	45	6,743	493
29	WEST BENGAL	25,019	8,319	81,186	383
30	ANDAMAN AND NICOBAR ISLANDS	0	22	41	0
31	DADRA AND NAGAR HAVELI	0	37	14	0
32	DAMAN AND DIU	0	5	0	0
33	LAKSHADWEEP	77	106	0	0
Grand Total		1,94,815	36,402	4,60,860	3,711

Table - 3(A)

Self Help Groups (SHG)
(Unit: Number)

Sl. No.	State/UT Name	Formed under SGSY (Number) April,2012- November,2012
(1)	(2)	(3)
1	ANDHRA PRADESH	19,068
2	ARUNACHAL PRADESH	0
3	ASSAM	1,040
4	BIHAR	20,827
5	CHHATISGARH	6,262
6	DELHI	0
7	GOA	15
8	GUJARAT	4,470
9	HARYANA	1,260
10	HIMACHAL PRADESH	390
11	JAMMU AND KASHMIR	1,330
12	JHARKHAND	4,340
13	KARNATAKA	4,757
14	KERALA	0
15	MADHYA PRADESH	918
16	MAHARASHTRA	1,615
17	MANIPUR	100
18	MEGHALAYA	373
19	MIZORAM	18
20	NAGALAND	264
21	ORISSA	0
22	PUDUCHERRY	90
23	PUNJAB	95
24	RAJASTHAN	119
25	SIKKIM	60
26	TAMIL NADU	0
27	TRIPURA	1,353
28	UTTARAKHAND	2,156
29	UTTAR PRADESH	24,379
30	WEST BENGAL	42,614
31	ANDAMAN AND NICOBAR ISLANDS	42
32	CHANDIGARH	0
33	DADRA AND NAGAR HAVELI	8
34	DAMAN AND DIU	0
35	LAKSHADWEEP	1
Grand Total		1,37,964

Table - 3(B)

Self Help Groups (SHG)
To whom income generating activities provided
(Unit: Number)

Sl. No.	State/UT Name	Target		Achievement	Percent Achievement
		2012-2013	April,2012- November,2012	April,2012- November,2012	April,2012- November,2012
(1)	(2)	(3)	(4)	(5)	(5)/(4)
1	ANDHRA PRADESH	9,637	6,424	7730 *	120
2	ARUNACHAL PRADESH	430	286	0	0
3	ASSAM	11,189	7,457	964	13
4	BIHAR	22,924	15,280	67 *	0
5	CHHATISGARH	5,092	3,392	1,946	57
6	GOA	136	88	35	40
7	GUJARAT	3,627	2,416	1,210	50
8	HARYANA	2,134	1,422	786	55
9	HIMACHAL PRADESH	899	600	346	58
10	JAMMU AND KASHMIR	1,113	741	160	22
11	JHARKHAND	8,644	5,761	2,306	40
12	KARNATAKA	7,277	4,851	9301 *	192
13	KERALA	3,265	2,176	80 *	4
14	MADHYA PRADESH	10,908	7,272	2775 *	38
15	MAHARASHTRA	14,384	9,589	818	9
16	MANIPUR	750	500	288	58
17	MEGHALAYA	840	560	227	41
18	MIZORAM	194	129	68	53
19	NAGALAND	576	384	0	0
20	ORISSA	11,022	7,346	743 *	10
21	PUDUCHERRY	171	112	85	76
22	PUNJAB	1,037	689	181 *	26
23	RAJASTHAN	5,525	3,681	1,142	31
24	SIKKIM	216	144	58	40
25	TAMIL NADU	8,521	5,680	0	0
26	TRIPURA	1,354	902	685 *	76
27	UTTARAKHAND	1,738	1,158	1,002	87
28	UTTAR PRADESH	33,021	22,013	11,235	51
29	WEST BENGAL	12,249	8,165	15,345	188
30	ANDAMAN AND NICOBAR ISLANDS	16	8	10	125
31	DADRA AND NAGAR HAVELI	16	8	8	100
32	DAMAN AND DIU	16	8	0	0
33	LAKSHADWEEP	16	8	0	0
Grand Total		1,78,937	1,19,250	59,601	50

Very Good:(90% or above of targets)

ANDHRA PRADESH, KARNATAKA, WEST BENGAL, ANDAMAN AND NICOBAR ISLANDS, DADRA AND NAGAR HAVELI

Good:(Between 80% to 90% targets)

UTTARAKHAND

Poor:(Below 80% of targets)

ARUNACHAL PRADESH, ASSAM, BIHAR, CHHATISGARH, GOA, GUJARAT, HARYANA, HIMACHAL PRADESH, JAMMU AND KASHMIR, JHARKHAND, KERALA, MADHYA PRADESH, MAHARASHTRA, MANIPUR, MEGHALAYA, MIZORAM, NAGALAND, ORISSA, PUDUCHERRY, PUNJAB, RAJASTHAN, SIKKIM, TAMIL NADU, TRIPURA, UTTAR PRADESH, DAMAN AND DIU, LAKSHADWEEP

Note: * The figures have been reconciled with that of Ministry of Rural Development.

Self Help Groups (SHG)

To whom income generating activities provided

% Achievement of Target
During April - November 2012

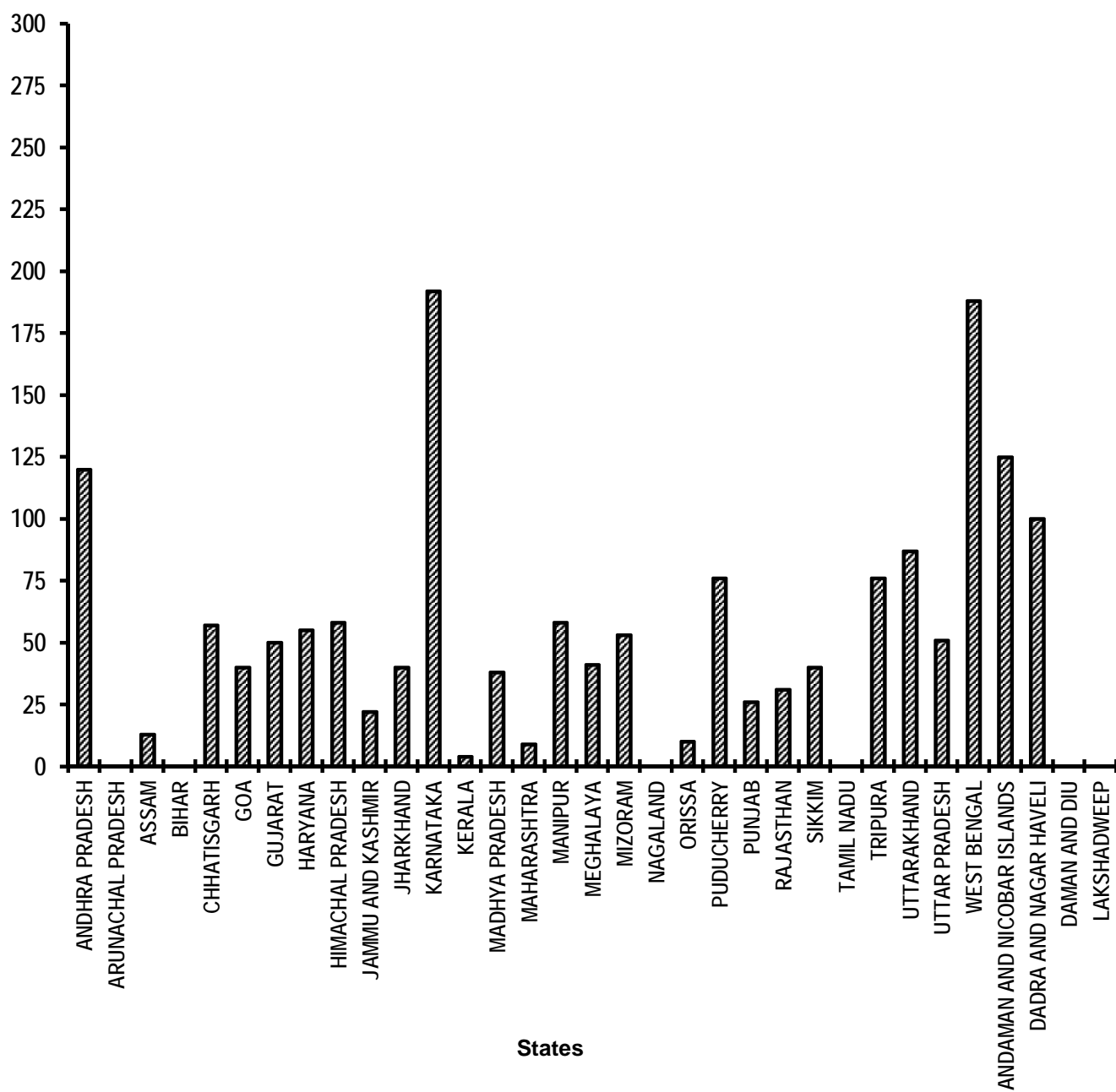


Table - 4 (A)

Distribution of waste land to the landless
(Unit: Hectare)

Sl. No.	State/UT Name	Total Land Distributed (Hectare) April,2012- November,2012
(1)	(2)	(3)
1	ANDHRA PRADESH	0
2	ARUNACHAL PRADESH	0
3	ASSAM	0
4	BIHAR	63
5	CHHATISGARH	27,452
6	DELHI	0
7	GOA	0
8	GUJARAT	0
9	HARYANA	0
10	JAMMU AND KASHMIR	0
11	JHARKHAND	0
12	KARNATAKA	0
13	KERALA	0
14	MADHYA PRADESH	0
15	MAHARASHTRA	0
16	MANIPUR	0
17	MEGHALAYA	0
18	MIZORAM	0
19	NAGALAND	0
20	ORISSA	1,126
21	PUDUCHERRY	0
22	PUNJAB	0
23	RAJASTHAN	0
24	SIKKIM	16
25	TAMIL NADU	1
26	TRIPURA	0
27	UTTARAKHAND	0
28	UTTAR PRADESH	1,165
29	WEST BENGAL	1,563
30	ANDAMAN AND NICOBAR ISLANDS	0
31	CHANDIGARH	0
32	DADRA AND NAGAR HAVELI	5
33	DAMAN AND DIU	0
34	LAKSHADWEEP	0
Grand Total		31,391

Table 4 (B)

Distribution of waste land to the landless

Sl. No.	State/UT Name	Land Distributed to SC	Land Distributed to ST	Land Distributed to Others
		(Hectare) April,2012- November,2012	(Hectare) April,2012- November,2012	(Hectare) April,2012- November,2012
(1)	(2)	(3)	(4)	(5)
1	ANDHRA PRADESH	0	0	0
2	ARUNACHAL PRADESH	0	0	0
3	ASSAM	0	0	0
4	BIHAR	56	0	2
5	CHHATISGARH	6,057	9,608	11,787
6	DELHI	0	0	0
7	GOA	0	0	0
8	GUJARAT	0	0	0
9	HARYANA	0	0	0
10	JAMMU AND KASHMIR	0	0	0
11	JHARKHAND	0	0	0
12	KARNATAKA	0	0	0
13	KERALA	0	0	0
14	MADHYA PRADESH	0	0	0
15	MAHARASHTRA	0	0	0
16	MANIPUR	0	0	0
17	MEGHALAYA	0	0	0
18	MIZORAM	0	0	0
19	NAGALAND	0	0	0
20	ORISSA	149	801	176
21	PUDUCHERRY	0	0	0
22	PUNJAB	0	0	0
23	RAJASTHAN	0	0	0
24	SIKKIM	2	6	9
25	TAMIL NADU	0	0	1
26	TRIPURA	0	0	0
27	UTTARAKHAND	0	0	0
28	UTTAR PRADESH	589	19	557
29	WEST BENGAL	610	245	732
30	ANDAMAN AND NICOBAR ISLANDS	0	0	0
31	CHANDIGARH	0	0	0
32	DADRA AND NAGAR HAVELI	0	0	0
33	DAMAN AND DIU	0	0	0
34	LAKSHADWEEP	0	0	0
Grand Total		7,463	10,679	13,264

Table - 5(A)

Minimum Wages Enforcement (including Farm Labour)

Sl. No.	State/UT Name	Agriculture and Farm Workers: Inspections made (Number) April,2012- November,2012	Agriculture and Farm Workers: Irregularities detected (Number) April,2012- November,2012	Agriculture and Farm Workers: Irregularities rectified (Number) April,2012- November,2012
(1)	(2)	(3)	(4)	(5)
1	ANDHRA PRADESH	0	0	0
2	ARUNACHAL PRADESH	0	0	0
3	ASSAM	0	0	0
4	BIHAR	6,120	1,334	1,362
5	CHHATISGARH	0	0	0
6	DELHI	0	0	0
7	GOA	0	0	0
8	GUJARAT	0	0	0
9	HARYANA	0	0	0
10	HIMACHAL PRADESH	0	0	0
11	JAMMU AND KASHMIR	0	0	0
12	JHARKHAND	0	0	0
13	KARNATAKA	0	0	0
14	KERALA	0	0	0
15	MADHYA PRADESH	0	0	0
16	MAHARASHTRA	0	0	0
17	MANIPUR	155	0	0
18	MEGHALAYA	0	0	0
19	MIZORAM	0	0	0
20	NAGALAND	0	0	0
21	ORISSA	0	0	0
22	PUDUCHERRY	0	0	0
23	PUNJAB	0	0	0
24	RAJASTHAN	364	1	1
25	SIKKIM	0	0	0
26	TAMIL NADU	0	0	0
27	TRIPURA	0	0	0
28	UTTARAKHAND	57	0	0
29	UTTAR PRADESH	0	0	0
30	WEST BENGAL	0	0	0
31	ANDAMAN AND NICOBAR ISLANDS	0	0	0
32	CHANDIGARH	0	0	0
33	DADRA AND NAGAR HAVELI	0	0	0
34	DAMAN AND DIU	0	0	0
35	LAKSHADWEEP	0	0	0
Grand Total		6,696	1,335	1,363

Table - 5(B)

Minimum Wages Enforcement (including Farm Labour)
(Unit: Number)

Sl. No.	State/UT Name	Agriculture and Farm Workers:	Agriculture and Farm Workers:
		Claims filed (Number) April,2012- November,2012	Claims settled (Number) April,2012- November,2012
(1)	(2)	(3)	(4)
1	ANDHRA PRADESH	0	0
2	ARUNACHAL PRADESH	0	0
3	ASSAM	0	0
4	BIHAR	323	487
5	CHHATISGARH	0	0
6	DELHI	0	0
7	GOA	0	0
8	GUJARAT	0	0
9	HARYANA	6	2
10	HIMACHAL PRADESH	0	0
11	JAMMU AND KASHMIR	0	0
12	JHARKHAND	0	0
13	KARNATAKA	0	0
14	KERALA	0	0
15	MADHYA PRADESH	0	0
16	MAHARASHTRA	0	0
17	MANIPUR	0	0
18	MEGHALAYA	0	0
19	MIZORAM	0	0
20	NAGALAND	0	0
21	ORISSA	0	0
22	PUDUCHERRY	0	0
23	PUNJAB	0	0
24	RAJASTHAN	0	0
25	SIKKIM	0	0
26	TAMIL NADU	0	0
27	TRIPURA	0	0
28	UTTARAKHAND	0	0
29	UTTAR PRADESH	0	0
30	WEST BENGAL	0	0
31	ANDAMAN AND NICOBAR ISLANDS	0	0
32	CHANDIGARH	0	0
33	DADRA AND NAGAR HAVELI	0	0
34	DAMAN AND DIU	0	0
35	LAKSHADWEEP	0	0
Grand Total		329	489

Table - 5(C)

Minimum Wages Enforcement (including Farm Labour)

Sl. No.	State/UT Name	Agriculture and Farm Workers:	Agriculture and Farm Workers:	Agriculture and Farm Workers:
		Prosecution cases Pending (Number) April,2012- November,2012	Prosecution cases filed (Number) April,2012- November,2012	Prosecution cases decided (Number) April,2012- November,2012
(1)	(2)	(3)	(4)	(5)
1	ANDHRA PRADESH	0	0	0
2	ARUNACHAL PRADESH	0	0	0
3	ASSAM	0	0	0
4	BIHAR	401	0	0
5	CHHATISGARH	0	0	0
6	DELHI	0	0	0
7	GOA	0	0	0
8	GUJARAT	0	0	3
9	HARYANA	0	0	0
10	HIMACHAL PRADESH	0	0	0
11	JAMMU AND KASHMIR	0	0	0
12	JHARKHAND	0	0	0
13	KARNATAKA	0	0	0
14	KERALA	0	0	0
15	MADHYA PRADESH	0	0	0
16	MAHARASHTRA	0	0	0
17	MANIPUR	0	0	0
18	MEGHALAYA	0	0	0
19	MIZORAM	0	0	0
20	NAGALAND	0	0	0
21	ORISSA	0	0	0
22	PUDUCHERRY	0	0	0
23	PUNJAB	0	0	0
24	RAJASTHAN	0	0	0
25	SIKKIM	0	0	0
26	TAMIL NADU	0	0	0
27	TRIPURA	0	0	0
28	UTTARAKHAND	15	0	0
29	UTTAR PRADESH	0	0	0
30	WEST BENGAL	0	0	0
31	ANDAMAN AND NICOBAR ISLANDS	11	2	5
32	CHANDIGARH	0	0	0
33	DADRA AND NAGAR HAVELI	0	0	0
34	DAMAN AND DIU	0	0	0
35	LAKSHADWEEP	0	0	0
Grand Total		427	2	8

Table - 6(A)

Food security-Targeted Public Distribution system (APL+BPL+AAJ)

Sl. No.	State/UT Name	Allocation of Food		Percentage of offtake w.r.t. Allocation of Food Grains
		Grains (Tonnes) April,2012- November,2012	Off take (Tonnes) April,2012- November,2012	
(1)	(2)	(3)	(4)	(5)
1	ANDHRA PRADESH	25,48,544	22,28,425	87
2	ARUNACHAL PRADESH	67,704	66,492	98
3	ASSAM	12,57,904	11,92,437	95
4	BIHAR	24,69,248	17,63,069	71
5	CHHATISGARH	8,29,408	7,85,098	95
6	DELHI	3,99,280	3,79,520	95
7	GOA	42,024	43,690	104
8	GUJARAT	13,90,072	8,50,137	61
9	HARYANA	5,04,008	2,97,083	59
10	HIMACHAL PRADESH	3,51,960	3,50,130	99
11	JAMMU AND KASHMIR	5,04,536	5,28,353	105
12	JHARKHAND	9,05,768	6,62,648	73
13	KARNATAKA	19,90,352	15,76,518	79
14	KERALA	9,81,792	10,07,784	103
15	MADHYA PRADESH	18,24,254	25,52,474	140
16	MAHARASHTRA	32,32,696	25,41,066	79
17	MANIPUR	1,13,968	1,22,485	107
18	MEGHALAYA	1,25,720	1,26,483	101
19	MIZORAM	46,760	45,537	97
20	NAGALAND	84,584	98,794	117
21	ORISSA	14,63,642	14,20,321	97
22	PUDUCHERRY	40,208	36,308	90
23	PUNJAB	5,51,984	4,23,135	77
24	RAJASTHAN	14,53,000	14,37,934	99
25	SIKKIM	29,520	29,434	100
26	TAMIL NADU	24,81,888	24,13,694	97
27	TRIPURA	2,02,160	1,96,758	97
28	UTTARAKHAND	3,47,328	3,69,455	106
29	UTTAR PRADESH	48,45,680	43,83,351	90
30	WEST BENGAL	25,71,464	25,11,408	98
31	ANDAMAN AND NICOBAR ISLANDS	22,680	9,942	44
32	CHANDIGARH	24,520	23,383	95
33	DADRA AND NAGAR HAVELI	6,976	7,033	101
34	DAMAN AND DIU	3,768	3,205	85
35	LAKSHADWEEP	5,080	1,800	35
Grand Total		3,37,20,480	3,04,85,384	90

Very Good:(90% or above of targets)

ARUNACHAL PRADESH, ASSAM, CHHATISGARH, DELHI, GOA, HIMACHAL PRADESH, JAMMU AND KASHMIR, KERALA, MADHYA PRADESH, MANIPUR, MEGHALAYA, MIZORAM, NAGALAND, ORISSA, PUDUCHERRY, RAJASTHAN, SIKKIM, TAMIL NADU, TRIPURA, UTTARAKHAND, UTTAR PRADESH, WEST BENGAL, CHANDIGARH, DADRA AND NAGAR HAVELI

Good:(Between 80% to 90% targets)

ANDHRA PRADESH, DAMAN AND DIU

Poor:(Below 80% of targets)

BIHAR, GUJARAT, HARYANA, JHARKHAND, KARNATAKA, MAHARASHTRA, PUNJAB, ANDAMAN AND NICOBAR ISLANDS, LAKSHADWEEP

Food Security: Targeted Public Distribution System (APL+BPL+AAY)

Off take

**% Achievement of Target
During April - November 2012**

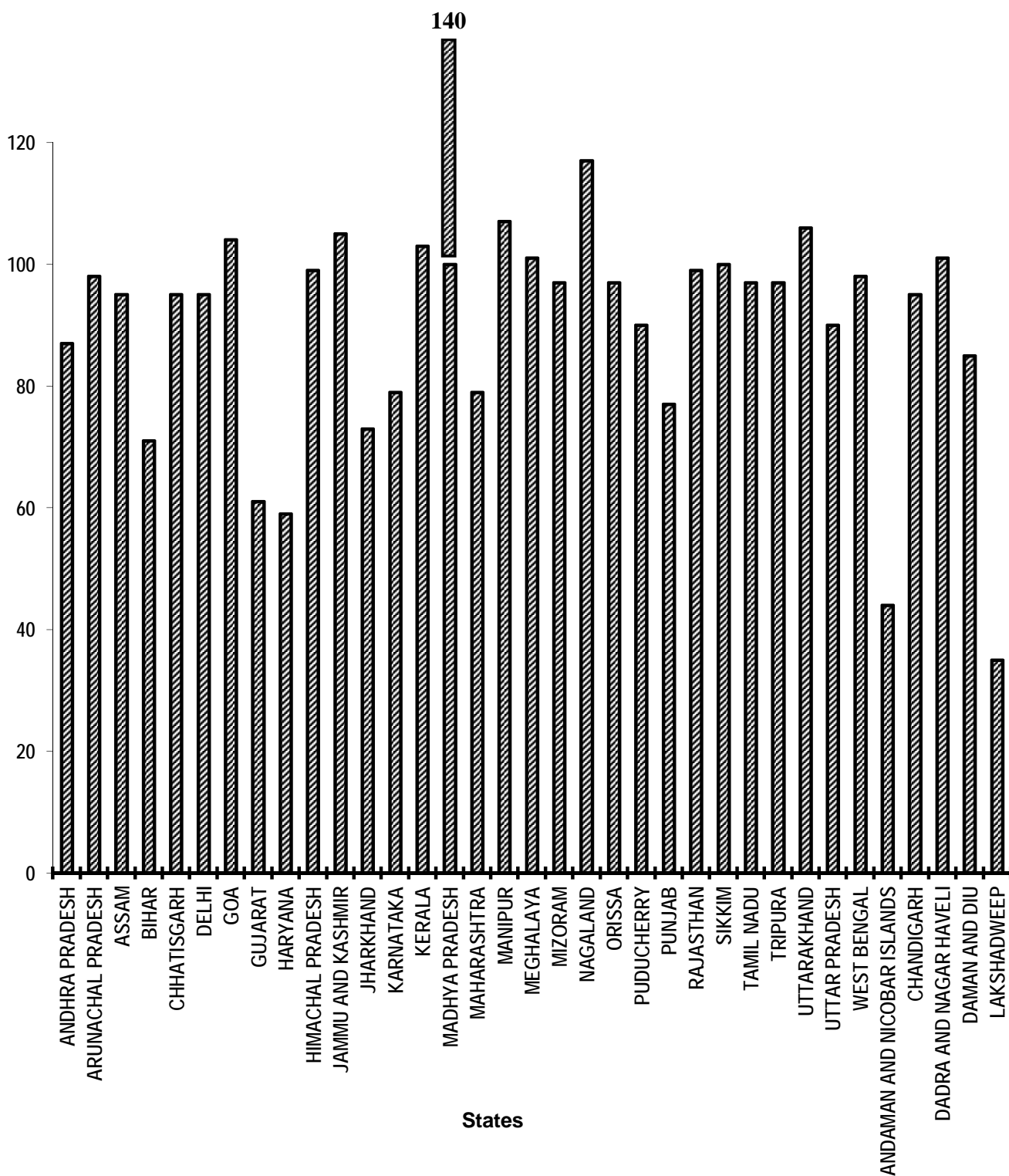


Table - 6(B)

Food security-Targeted Public Distribution system (only AAY)

Sl. No.	State/UT Name	Allocation of Food		Percentage of offtake w.r.t. Allocation of Food Grains
		Grains (Tonnes) April,2012- November,2012	Off take (Tonnes) April,2012- November,2012	
(1)	(2)	(3)	(4)	(5)
1	ANDHRA PRADESH	4,36,192	4,82,216	111
2	ARUNACHAL PRADESH	10,648	10,738	101
3	ASSAM	1,97,128	1,94,528	99
4	BIHAR	7,00,280	6,86,955	98
5	CHHATISGARH	2,01,296	2,01,296	100
6	DELHI	42,056	29,665	71
7	GOA	4,072	4,581	112
8	GUJARAT	2,26,720	2,27,218	100
9	HARYANA	81,880	76,686	94
10	HIMACHAL PRADESH	55,160	55,662	101
11	JAMMU AND KASHMIR	71,592	72,715	102
12	JHARKHAND	2,57,016	2,52,486	98
13	KARNATAKA	3,18,544	3,17,136	100
14	KERALA	1,66,840	1,71,254	103
15	MADHYA PRADESH	4,42,840	5,95,360	134
16	MAHARASHTRA	6,89,920	6,55,274	95
17	MANIPUR	17,816	18,403	103
18	MEGHALAYA	19,656	19,593	100
19	MIZORAM	7,280	6,880	95
20	NAGALAND	13,312	15,757	118
21	ORISSA	3,54,080	3,42,293	97
22	PUDUCHERRY	9,032	7,948	88
23	PUNJAB	50,240	32,499	65
24	RAJASTHAN	2,60,992	2,56,330	98
25	SIKKIM	4,624	4,586	99
26	TAMIL NADU	5,22,096	5,19,656	100
27	TRIPURA	31,680	32,181	102
28	UTTARAKHAND	53,456	50,470	94
29	UTTAR PRADESH	11,46,320	11,41,573	100
30	WEST BENGAL	4,14,456	4,08,693	99
31	ANDAMAN AND NICOBAR ISLANDS	1,200	515	43
32	CHANDIGARH	416	100	24
33	DADRA AND NAGAR HAVELI	1,464	1,464	100
34	DAMAN AND DIU	424	446	105
35	LAKSHADWEEP	336	0	0
Grand Total		68,11,064	68,93,157	101

Very Good:(90% or above of targets)

ANDHRA PRADESH, ARUNACHAL PRADESH, ASSAM, BIHAR, CHHATISGARH, GOA, GUJARAT, HARYANA, HIMACHAL PRADESH, JAMMU AND KASHMIR, JHARKHAND, KARNATAKA, KERALA, MADHYA PRADESH, MAHARASHTRA, MANIPUR, MEGHALAYA, MIZORAM, NAGALAND, ORISSA, RAJASTHAN, SIKKIM, TAMIL NADU, TRIPURA, UTTARAKHAND, UTTAR PRADESH, WEST BENGAL, DADRA AND NAGAR HAVELI, DAMAN AND DIU

Good:(Between 80% to 90% targets)

PUDUCHERRY

Poor:(Below 80% of targets)

DELHI, PUNJAB, ANDAMAN AND NICOBAR ISLANDS, CHANDIGARH, LAKSHADWEEP

Food Security: Targeted Public Distribution System (Only Antyodaya Anna Yojana)

Off take

% Achievement of Target
During April - November 2012

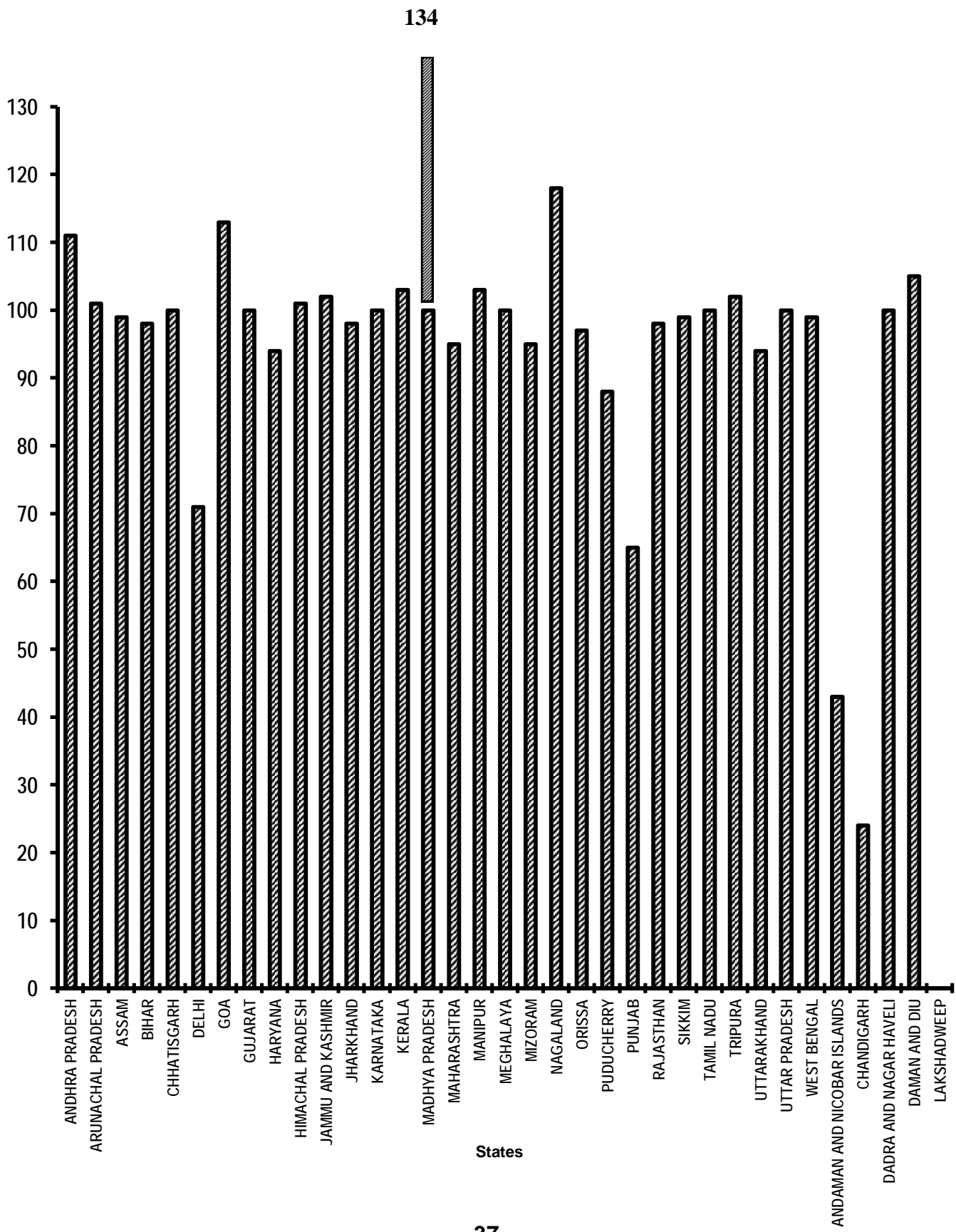


Table - 6(C)

Food Security - Targeted Public Distribution System (Only BPL)

Sl. No.	State/UT Name	Allocation of Food		Percentage of offtake w.r.t. Allocation of Food Grains
		Grains (Tonnes) April,2012- November,2012	Off take (Tonnes) April,2012- November,2012	
(1)	(2)	(3)	(4)	(5)
1	ANDHRA PRADESH	7,01,392	7,57,146	108
2	ARUNACHAL PRADESH	17,016	16,924	99
3	ASSAM	3,16,816	3,11,972	98
4	BIHAR	11,26,248	9,95,447	88
5	CHHATISGARH	3,23,792	3,19,503	99
6	DELHI	72,464	73,031	101
7	GOA	3,688	3,688	100
8	GUJARAT	3,66,912	3,29,571	90
9	HARYANA	1,39,048	1,36,770	98
10	HIMACHAL PRADESH	88,760	86,239	97
11	JAMMU AND KASHMIR	1,34,464	1,36,593	102
12	JHARKHAND	4,13,312	3,99,222	97
13	KARNATAKA	5,57,640	5,56,840	100
14	KERALA	2,68,232	2,76,189	103
15	MADHYA PRADESH	7,12,054	14,37,911	202
16	MAHARASHTRA	11,39,616	11,13,395	98
17	MANIPUR	28,672	30,176	105
18	MEGHALAYA	31,584	31,584	100
19	MIZORAM	11,760	11,310	96
20	NAGALAND	21,408	24,505	114
21	ORISSA	7,77,048	7,83,046	101
22	PUDUCHERRY	14,376	13,996	97
23	PUNJAB	80,784	67,090	83
24	RAJASTHAN	4,19,688	4,15,884	99
25	SIKKIM	7,536	8,384	111
26	TAMIL NADU	8,39,488	8,46,565	101
27	TRIPURA	50,920	51,239	101
28	UTTARAKHAND	85,992	85,874	100
29	UTTAR PRADESH	18,43,800	18,05,445	98
30	WEST BENGAL	10,35,720	10,87,655	105
31	ANDAMAN AND NICOBAR ISLANDS	3,560	1,569	44
32	CHANDIGARH	2,504	2,504	100
33	DADRA AND NAGAR HAVELI	3,352	3,360	100
34	DAMAN AND DIU	696	767	110
35	LAKSHADWEEP	504	0	0
Grand Total		1,16,40,846	1,22,21,394	105

Very Good:(90% or above of targets)

ANDHRA PRADESH, ARUNACHAL PRADESH, ASSAM, CHHATISGARH, DELHI, GOA, GUJARAT, HARYANA, HIMACHAL PRADESH, JAMMU AND KASHMIR, JHARKHAND, KARNATAKA, KERALA, MADHYA PRADESH, MAHARASHTRA, MANIPUR, MEGHALAYA, MIZORAM, NAGALAND, ORISSA, PUDUCHERRY, RAJASTHAN, SIKKIM, TAMIL NADU, TRIPURA, UTTARAKHAND, UTTAR PRADESH, WEST BENGAL, CHANDIGARH, DADRA AND NAGAR HAVELI, DAMAN AND DIU

Good:(Between 80% to 90% targets)

BIHAR, PUNJAB

Poor:(Below 80% of targets)

ANDAMAN AND NICOBAR ISLANDS, LAKSHADWEEP

Food Security: Targeted Public Distribution System (Only BPL)

Off take

% Achievement of Target
During April - November 2012

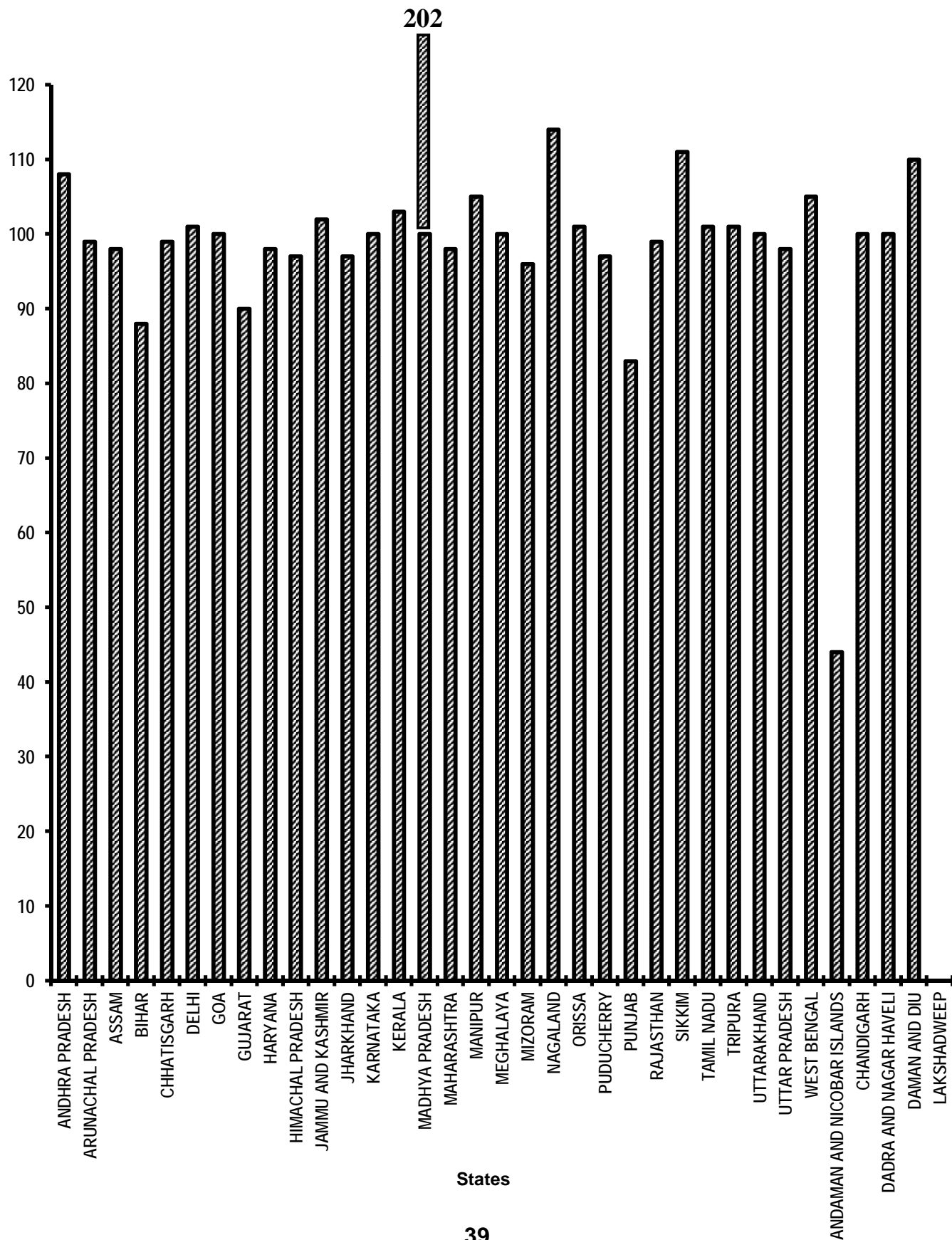


Table - 7

Rural Housing - Indira Awaas Yojana
Houses constructed
(Unit: Number)

Sl. No.	State/UT Name	Target		Achievement	Percent Achievement
		2012-2013	April,2012- November,2012	April,2012- November,2012	April,2012- November,2012
(1)	(2)	(3)	(4)	(5)	(5)/(4)
1	ANDHRA PRADESH	2,70,399	1,80,264	2,00,044	111
2	ARUNACHAL PRADESH	8,339	5,559	1,476	27
3	ASSAM	1,84,408	1,22,940	56,095	46
4	BIHAR	8,16,305	5,44,201	4,32,466	79
5	CHHATISGARH	41,511	27,672	12,048	44
6	GOA	1,714	1,142	510	45
7	GUJARAT	1,36,470	90,978	39,205	43
8	HARYANA	19,163	12,775	5,966	47
9	HIMACHAL PRADESH	6,271	4,180	749	18
10	JAMMU AND KASHMIR	19,476	12,984	9,859	76
11	JHARKHAND	69,503	46,336	37,563	81
12	KARNATAKA	1,07,210	71,472	44,424	62
13	KERALA	59,620	39,745	24,230	61
14	MADHYA PRADESH	84,358	56,238	35,119	62
15	MAHARASHTRA	1,67,379	1,11,586	32,628	29
16	MANIPUR	7,238	4,824	1,068	22
17	MEGHALAYA	12,608	8,405	3,238	39
18	MIZORAM	2,687	1,791	1,504	84
19	NAGALAND	8,343	5,561	5,320	96
20	ORISSA	1,55,363	1,03,575	42,744	41
21	PUDUCHERRY	1,318	878	30	3
22	PUNJAB	23,696	15,796	4,071	26
23	RAJASTHAN	68,578	45,718	18,815	41
24	SIKKIM	1,596	1,064	1,239	116
25	TAMIL NADU	1,11,410	74,272	11,581	16
26	TRIPURA	16,245	10,829	929	9
27	UTTARAKHAND	17,162	11,440	6,287	55
28	UTTAR PRADESH	3,68,322	2,45,546	46,929	19
29	WEST BENGAL	2,19,553	1,46,368	2,25,603	154
30	ANDAMAN AND NICOBAR ISLANDS	2,646	1,762	294	17
31	DADRA AND NAGAR HAVELI	441	293	63	22
32	DAMAN AND DIU	197	131	2	2
33	LAKSHADWEEP	171	113	62	55
<i>Grand Total</i>		30,09,700	20,06,438	13,02,161	65

Very Good:(90% or above of targets)

ANDHRA PRADESH, NAGALAND, SIKKIM, WEST BENGAL

Good:(Between 80% to 90% targets)

JHARKHAND, MIZORAM

Poor:(Below 80% of targets)

ARUNACHAL PRADESH, ASSAM, BIHAR, CHHATISGARH, GOA, GUJARAT, HARYANA, HIMACHAL PRADESH, JAMMU AND KASHMIR, KARNATAKA, KERALA, MADHYA PRADESH, MAHARASHTRA, MANIPUR, MEGHALAYA, ORISSA, PUDUCHERRY, PUNJAB, RAJASTHAN, TAMIL NADU, TRIPURA, UTTARAKHAND, UTTAR PRADESH, ANDAMAN AND NICOBAR ISLANDS, DADRA AND NAGAR HAVELI, DAMAN AND DIU, LAKSHADWEEP

Rural Housing - Indira Awaas Yojana

Houses constructed

% Achievement of Target
During April - November 2012

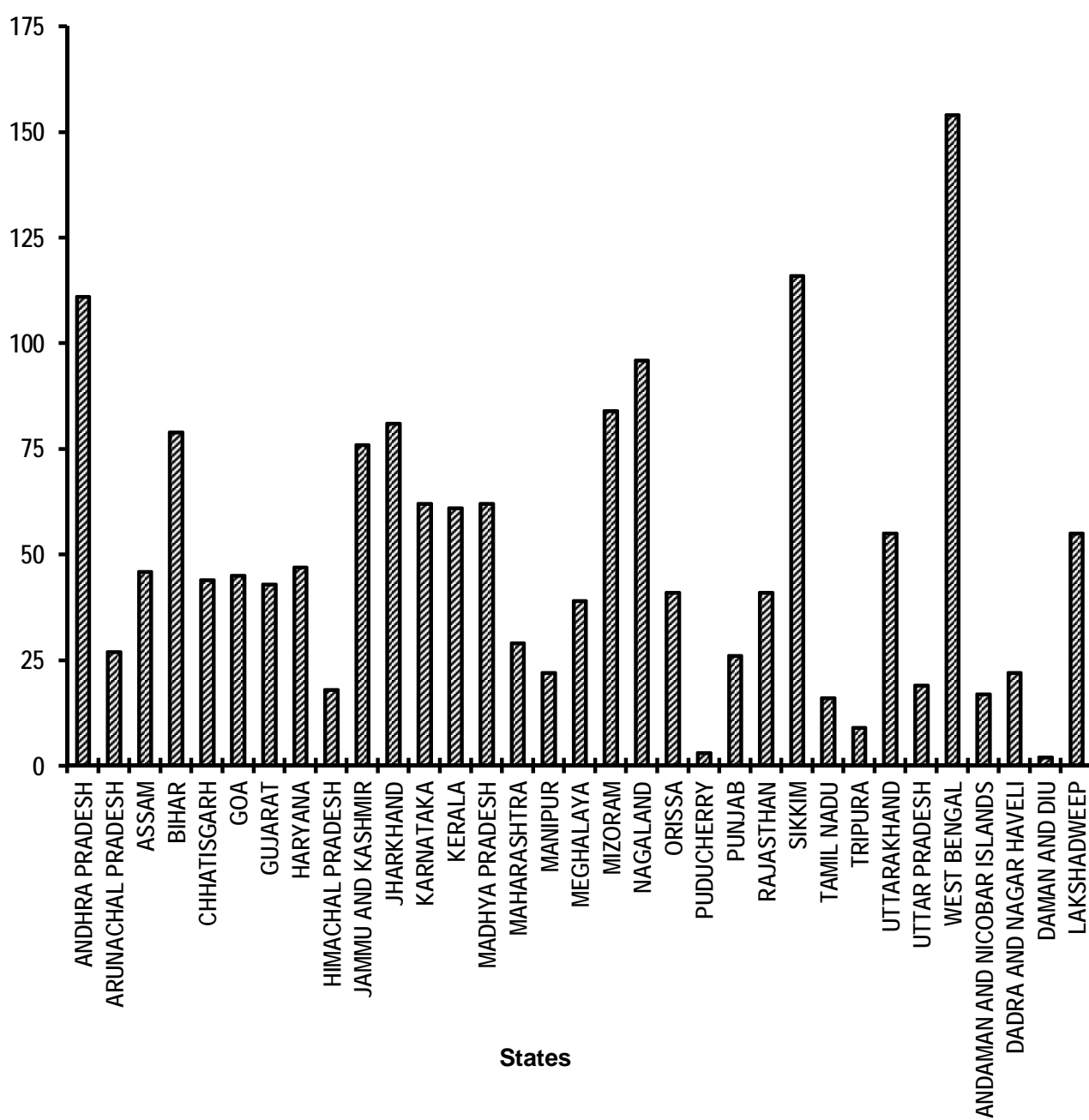


Table - 8

EWS/LIG Houses in Urban Areas
Houses constructed
(Unit: Number)

Sl. No.	State/UT Name	Target		Achievement	Percent Achievement
		2012-2013	April,2012- November,2012	April,2012- November,2012	April,2012- November,2012
(1)	(2)	(3)	(4)	(5)	(5)/(4)
1	ANDHRA PRADESH	12,500	8,332	18,029	216
2	ARUNACHAL PRADESH	225	149	100	67
3	ASSAM	1,900	1,266	0	0
4	BIHAR	11,000	7,333	2,367	32
5	CHHATISGARH	11,000	7,333	1,976	27
6	DELHI	12,500	8,333	195	2
7	GOA	35	23	19	83
8	GUJARAT	12,500	8,333	1,476	18
9	HARYANA	2,075	1,383	1,141	83
10	HIMACHAL PRADESH	375	249	0	0
11	JAMMU AND KASHMIR	2,500	1,666	0	0
12	JHARKHAND	5,000	3,333	3,249	97
13	KARNATAKA	2,500	1,666	8,004	480
14	KERALA	5,000	3,333	182	5
15	MADHYA PRADESH	12,500	8,333	2,901	35
16	MAHARASHTRA	40,000	26,666	14,297	54
17	MANIPUR	1,000	666	0	0
18	MEGHALAYA	250	166	0	0
19	MIZORAM	500	333	0	0
20	NAGALAND	750	500	0	0
21	ORISSA	2,250	1,499	0	0
22	PUDUCHERRY	550	366	0	0
23	PUNJAB	4,000	2,666	0	0
24	RAJASTHAN	7,500	5,000	2,966	59
25	SIKKIM	60	40	38	95
26	TAMIL NADU	15,000	10,000	447	4
27	TRIPURA	250	166	413	249
28	UTTARAKHAND	1,250	832	0	0
29	UTTAR PRADESH	15,000	10,000	1,433	14
30	WEST BENGAL	17,500	11,666	19,546	168
31	ANDAMAN AND NICOBAR ISLANDS	10	6	0	0
32	CHANDIGARH	2,500	1,666	0	0
33	DADRA AND NAGAR HAVELI	20	13	0	0
Grand Total		2,00,000	1,33,316	78,779	59

Very Good:(90% or above of targets)

ANDHRA PRADESH, JHARKHAND, KARNATAKA, SIKKIM, TRIPURA, WEST BENGAL

Good:(Between 80% to 90% targets)

GOA, HARYANA

Poor:(Below 80% of targets)

ARUNACHAL PRADESH, ASSAM, BIHAR, CHHATISGARH, DELHI, GUJARAT, HIMACHAL PRADESH, JAMMU AND KASHMIR, KERALA, MADHYA PRADESH, MAHARASHTRA, MANIPUR, MEGHALAYA, MIZORAM, NAGALAND, ORISSA, PUDUCHERRY, PUNJAB, RAJASTHAN, TAMIL NADU, UTTARAKHAND, UTTAR PRADESH, ANDAMAN AND NICOBAR ISLANDS, CHANDIGARH, DADRA AND NAGAR HAVELI

EWS/LIG Houses in Urban Areas

Houses constructed
% Achievement of Target
During April - November 2012

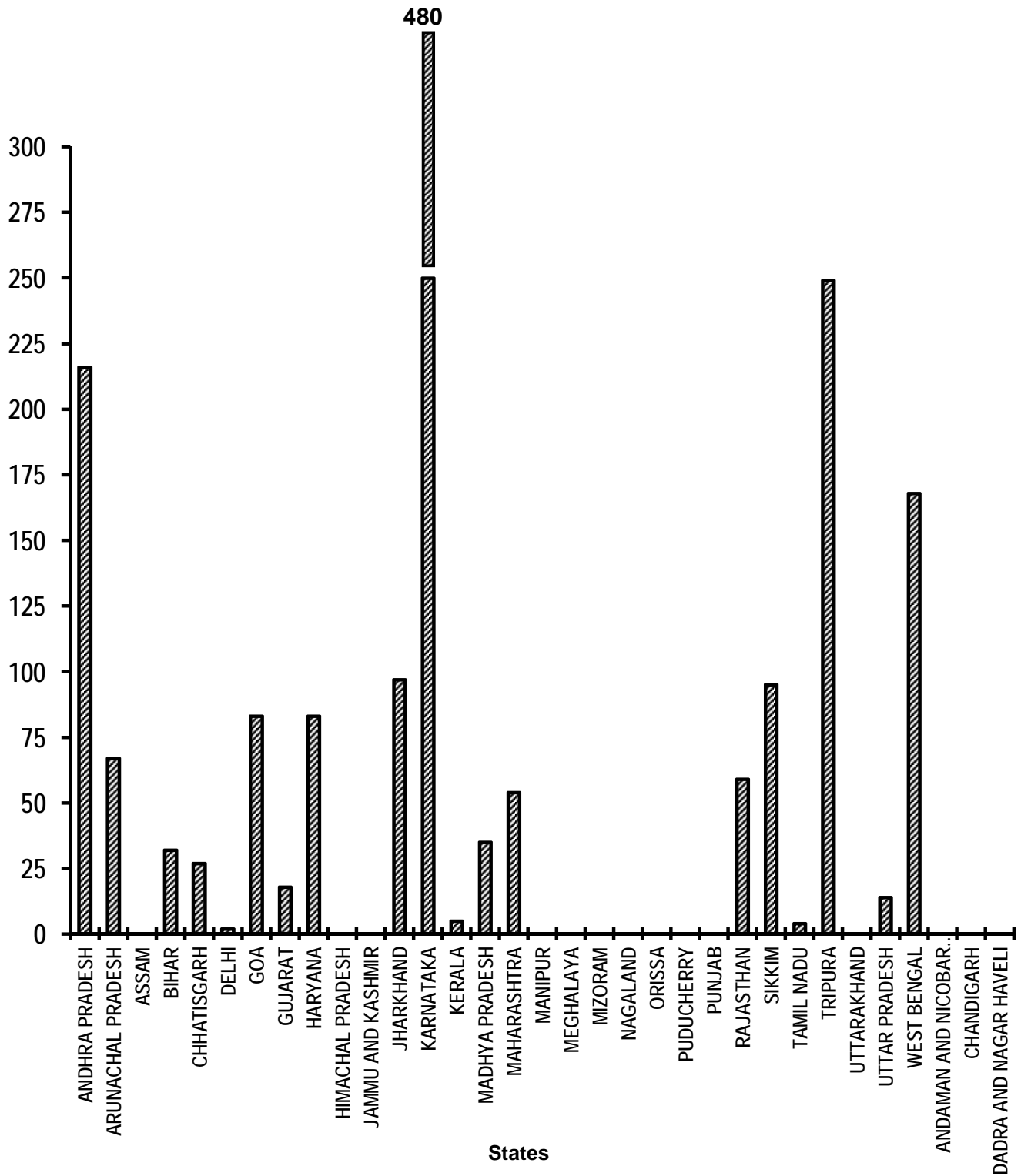


Table - 9(A)

Rural Areas: National Rural Drinking Water Programme (NRDWP)
Habitations covered (Partially covered & Slipped back)
 (Unit: Number)

Sl. No.	State/UT Name	Target		Achievement	Percent Achievement
		2012-2013	April,2012- November,2012	April,2012- November,2012	April,2012- November,2012
(1)	(2)	(3)	(4)	(5)	(5)/(4)
1	ANDHRA PRADESH	5,096	3,397	1,931	57
2	ARUNACHAL PRADESH	292	192	57	30
3	ASSAM	3,693	2,461	1,293	53
4	BIHAR	8,915	5,943	3,970	67
5	CHHATISGARH	5,973	3,981	2,131	54
6	GUJARAT	795	528	430	81
7	HARYANA	940	625	335	54
8	HIMACHAL PRADESH	2,530	1,686	1,539	91
9	JAMMU AND KASHMIR	1,042	694	469 *	68
10	JHARKHAND	16,157	10,769	496	5
11	KARNATAKA	6,027	4,017	3,688	92
12	KERALA	635	423	249	59
13	MADHYA PRADESH	16,150	10,766	7766 *	72
14	MAHARASHTRA	4,980	3,320	1,448	44
15	MANIPUR	250	166	53	32
16	MEGHALAYA	540	360	99	28
17	MIZORAM	57	38	5	13
18	NAGALAND	71	47	43	91
19	ORISSA	6,709	4,472	8,317	186
20	PUDUCHERRY	23	14	0	0
21	PUNJAB	1,440	960	244	25
22	RAJASTHAN	1,069	712	986	138
23	SIKKIM	270	178	8	4
24	TAMIL NADU	6,396	4,264	4,158	98
25	TRIPURA	18	9	134	1,489
26	UTTARAKHAND	1,075	715	424	59
27	UTTAR PRADESH	23,150	15,432	854	6
28	WEST BENGAL	846	422	242	57
<i>Grand Total</i>		1,15,139	76,591	41,369	54

Very Good:(90% or above of targets)

HIMACHAL PRADESH, KARNATAKA, NAGALAND, ORISSA, RAJASTHAN, TAMIL NADU, TRIPURA

Good:(Between 80% to 90% targets)

GUJARAT

Poor:(Below 80% of targets)

ANDHRA PRADESH, ARUNACHAL PRADESH, ASSAM, BIHAR, CHHATISGARH, HARYANA, JAMMU AND KASHMIR, JHARKHAND, KERALA, MADHYA PRADESH, MAHARASHTRA, MANIPUR, MEGHALAYA, MIZORAM, PUDUCHERRY, PUNJAB, SIKKIM, UTTARAKHAND, UTTAR PRADESH, WEST BENGAL

* Figures have been reconciled with that of Ministry of Drinking Water & Sanitation.

Rural Areas- National Rural Drinking Water Programme (NRDWP)

Habitations covered (Partially Covered & Slipped back)

% Achievement of Target
During April - November 2012

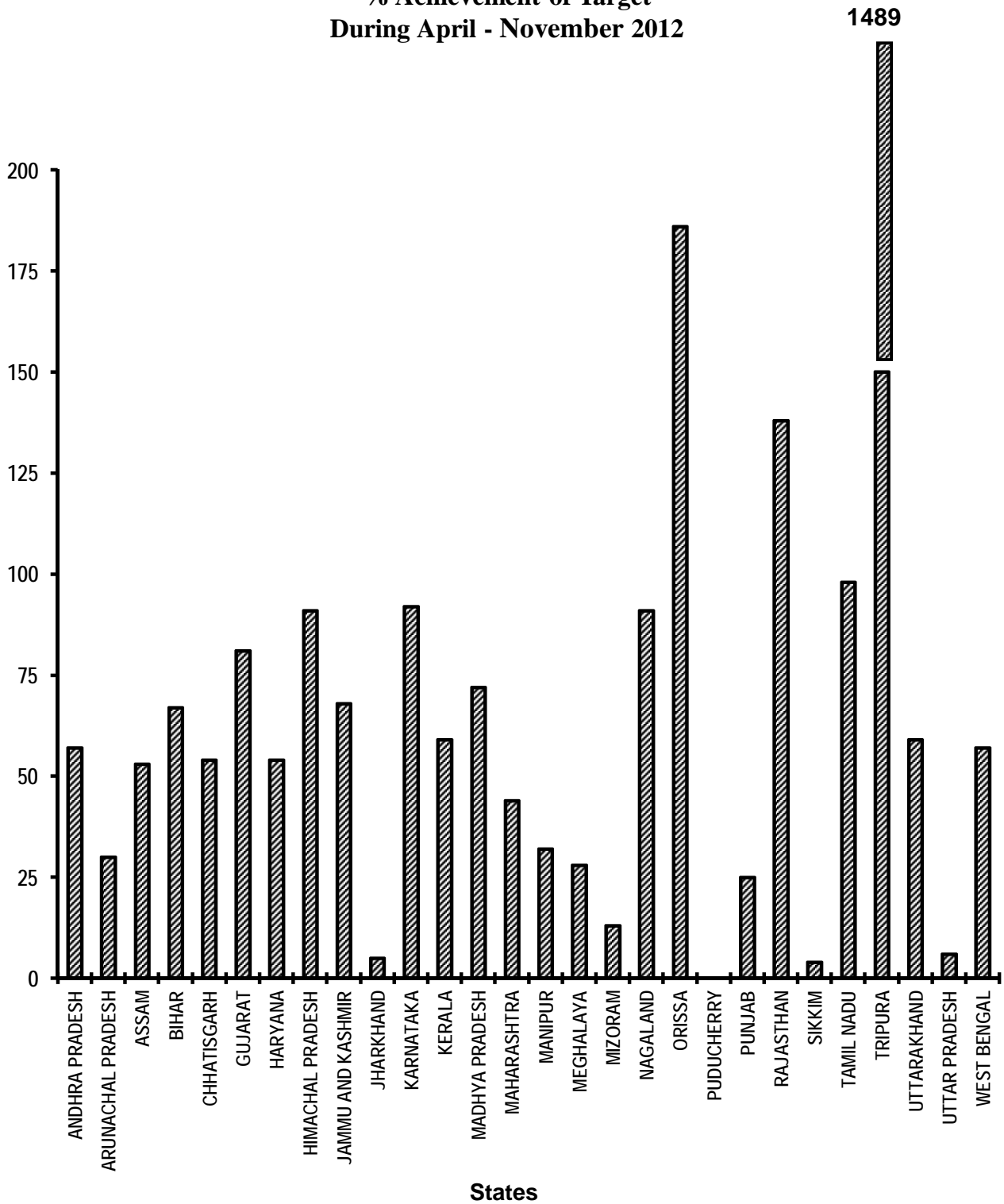


Table - 9(B)

Rural Areas: National Rural Drinking Water Programme (NRDWP)
Coverage of water quality affected habitations
(Unit: Number)

Sl. No.	State/UT Name	Target		Achievement	Percent Achievement
		2012-2013	April,2012- November,2012	April,2012- November,2012	April,2012- November,2012
(1)	(2)	(3)	(4)	(5)	(5)/(4)
1	ANDHRA PRADESH	170	112	16	14
2	ASSAM	3,537	2,357	1,067	45
3	BIHAR	6,100	4,064	1,387	34
4	CHHATISGARH	4,589	3,057	515	17
5	GUJARAT	225	149	88	59
6	HARYANA	10	5	2	40
7	JAMMU AND KASHMIR	25	16	19 *	119
8	JHARKHAND	389	257	13	5
9	KARNATAKA	2,218	1,478	726	49
10	KERALA	61	40	25	62
11	MADHYA PRADESH	835	556	207 *	37
12	MAHARASHTRA	774	516	238	46
13	MEGHALAYA	40	26	7	27
14	NAGALAND	30	18	0	0
15	ORISSA	2,407	1,603	970	61
16	PUDUCHERRY	7	4	0	0
17	PUNJAB	33	21	4	19
18	RAJASTHAN	1,500	1,000	503	50
19	TAMIL NADU	64	41	46	112
20	TRIPURA	1,034	688	452	66
21	UTTAR PRADESH	850	566	8	1
22	WEST BENGAL	1,623	810	134	17
<i>Grand Total</i>		26,521	17,384	6,427	37

Very Good:(90% or above of targets)

JAMMU AND KASHMIR, TAMIL NADU

Poor:(Below 80% of targets)

ANDHRA PRADESH, ASSAM, BIHAR, CHHATISGARH, GUJARAT, HARYANA, JHARKHAND, KARNATAKA, KERALA, MADHYA PRADESH, MAHARASHTRA, MEGHALAYA, NAGALAND, ORISSA, PUDUCHERRY, PUNJAB, RAJASTHAN, TRIPURA, UTTAR PRADESH, WEST BENGAL

* Figures have been reconciled with that of Ministry of Drinking Water & Sanitation.

Rural Areas- National Rural Drinking Water Programme (NRDWP)

Coverage of Water Quality Affected Habitations

% Achievement of Target
During April - November 2012

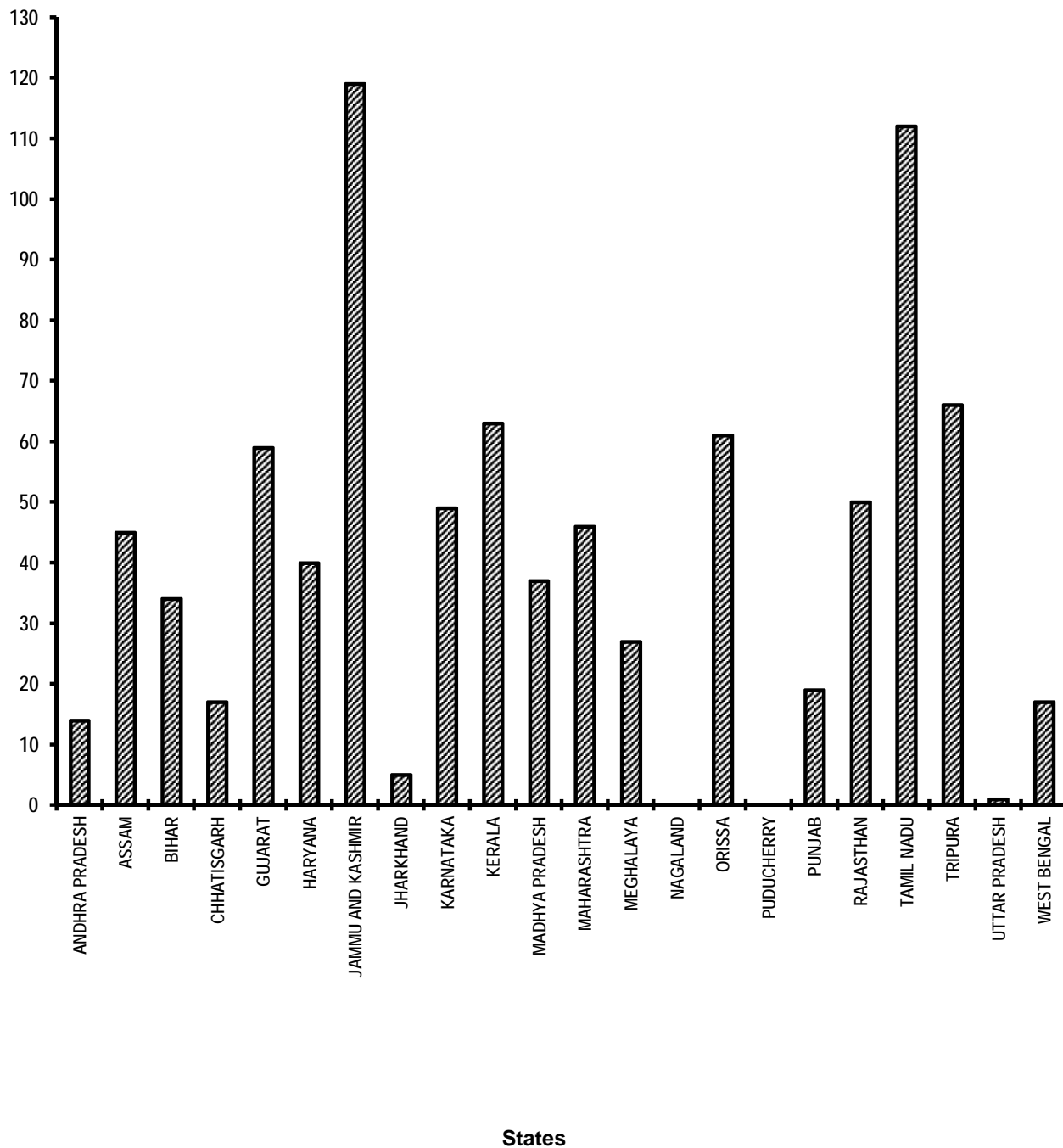


Table - 10

Sanitation Programme in Rural Areas
(Unit: Number)

Sl. No.	State/UT Name	Individual Household latrines constructed (Number) April,2012- November,2012
(1)	(2)	(3)
1	ANDHRA PRADESH	1,72,571
2	ARUNACHAL PRADESH	2,136
3	ASSAM	1,23,682
4	BIHAR	4,95,970
5	CHHATISGARH	27,283
6	DELHI	0
7	GOA	0
8	GUJARAT	97,131
9	HARYANA	14,239
10	HIMACHAL PRADESH	4,228
11	JAMMU AND KASHMIR	5,678
12	JHARKHAND	21,455
13	KARNATAKA	1,06,962
14	KERALA	1,400
15	MADHYA PRADESH	2,56,572
16	MAHARASHTRA	99,402
17	MANIPUR	17,162
18	MEGHALAYA	3,180
19	MIZORAM	3,333
20	NAGALAND	14,466
21	ORISSA	1,08,905
22	PUDUCHERRY	0
23	PUNJAB	46,179
24	RAJASTHAN	1,31,212
25	SIKKIM	0
26	TAMIL NADU	1,81,641
27	TRIPURA	302
28	UTTARAKHAND	53,726
29	UTTAR PRADESH	43,181
30	WEST BENGAL	3,22,265
31	ANDAMAN AND NICOBAR ISLANDS	0
32	CHANDIGARH	0
33	DADRA AND NAGAR HAVELI	0
34	DAMAN AND DIU	0
35	LAKSHADWEEP	0
Grand Total		23,54,261

Table - 11

Institutional Delivery
(Unit: Number)

Sl. No.	State/UT Name	Delivery in institutions (Number) April,2012- November,2012
(1)	(2)	(3)
1	ANDHRA PRADESH	9,26,812
2	ARUNACHAL PRADESH	0
3	ASSAM	0
4	BIHAR	8,13,254
5	CHHATISGARH	1,71,670
6	DELHI	1,97,827
7	GOA	11,613
8	GUJARAT	7,44,243
9	HARYANA	2,62,138
10	HIMACHAL PRADESH	48,430
11	JAMMU AND KASHMIR	1,08,865
12	JHARKHAND	1,96,924
13	KARNATAKA	5,07,163
14	KERALA	3,01,244
15	MADHYA PRADESH	7,92,329
16	MAHARASHTRA	14,56,494
17	MANIPUR	10,597
18	MEGHALAYA	26,518
19	MIZORAM	7,049
20	NAGALAND	3,593
21	ORISSA	4,13,659
22	PUDUCHERRY	24,921
23	PUNJAB	2,20,420
24	RAJASTHAN	8,92,404
25	SIKKIM	4,473
26	TAMIL NADU	6,96,213
27	TRIPURA	25,552
28	UTTARAKHAND	62,874
29	UTTAR PRADESH	16,56,675
30	WEST BENGAL	4,27,391
31	ANDAMAN AND NICOBAR ISLANDS	3,345
32	CHANDIGARH	15,447
33	DADRA AND NAGAR HAVELI	3,948
34	DAMAN AND DIU	2,353
35	LAKSHADWEEP	449
Grand Total		1,10,36,887

Table - 12

SC Families Assisted
(Unit: Number)

Sl. No.	State/UT Name	Target		Achievement	Percent Achievement
		2012-2013	April,2012- November,2012	April,2012- November,2012	April,2012- November,2012
(1)	(2)	(3)	(4)	(5)	(5)/(4)
1	ANDHRA PRADESH	7,97,642	5,31,760	24,046	5
2	ASSAM	37,655	25,103	16,903	67
3	BIHAR	1,54,886	1,03,256	# 3,90,854	379
4	CHHATISGARH	1,74,495	1,16,328	279	0
5	DELHI	19,399	12,931	2,052	16
6	GOA	16,044	10,696	0	0
7	GUJARAT	1,25,353	83,568	99,875	120
8	HARYANA	1,02,407	68,271	62,329	91
9	HIMACHAL PRADESH	29,289	19,525	42,235	216
10	JAMMU AND KASHMIR	13,420	8,944	84,445	944
11	JHARKHAND	28,385	18,921	4,29,058	2,268
12	KARNATAKA	3,91,580	2,61,052	2,52,585	97
13	KERALA	1,42,953	95,301	23,694	25
14	MADHYA PRADESH	3,15,694	2,10,462	1,90,417	90
15	MAHARASHTRA	6,67,471	4,44,979	93,444	21
16	MANIPUR	5,407	3,603	0	0
17	ORISSA	1,54,187	1,02,791	12,247	12
18	PUDUCHERRY	10,176	6,784	740	11
19	PUNJAB	1,35,792	90,528	17,390	19
20	RAJASTHAN	3,49,321	2,32,880	2,02,217	87
21	SIKKIM	1,326	881	1,471	167
22	TAMIL NADU	9,50,911	6,33,939	4,86,991	77
23	TRIPURA	41,923	27,947	3,059	11
24	UTTARAKHAND	79,574	53,048	4,672	9
25	UTTAR PRADESH	11,61,183	7,74,120	75,045	10
26	WEST BENGAL	6,89,853	4,59,901	12,83,753	279
27	CHANDIGARH	905	601	660	110
Grand Total		65,97,231	43,98,120	38,00,461	86

Very Good:(90% or above of targets)

BIHAR, GUJARAT, HARYANA, HIMACHAL PRADESH, JAMMU AND KASHMIR, JHARKHAND, KARNATAKA, MADHYA PRADESH, SIKKIM, WEST BENGAL, CHANDIGARH

Good:(Between 80% to 90% targets)

RAJASTHAN

Poor:(Below 80% of targets)

ANDHRA PRADESH, ASSAM, CHHATISGARH, DELHI, GOA, KERALA, MAHARASHTRA, MANIPUR, ORISSA, PUDUCHERRY, PUNJAB, TAMIL NADU, TRIPURA, UTTARAKHAND, UTTAR PRADESH

Previous month figure has been repeated.

SC Families Assisted

% Achievement of Target
During April - November 2012

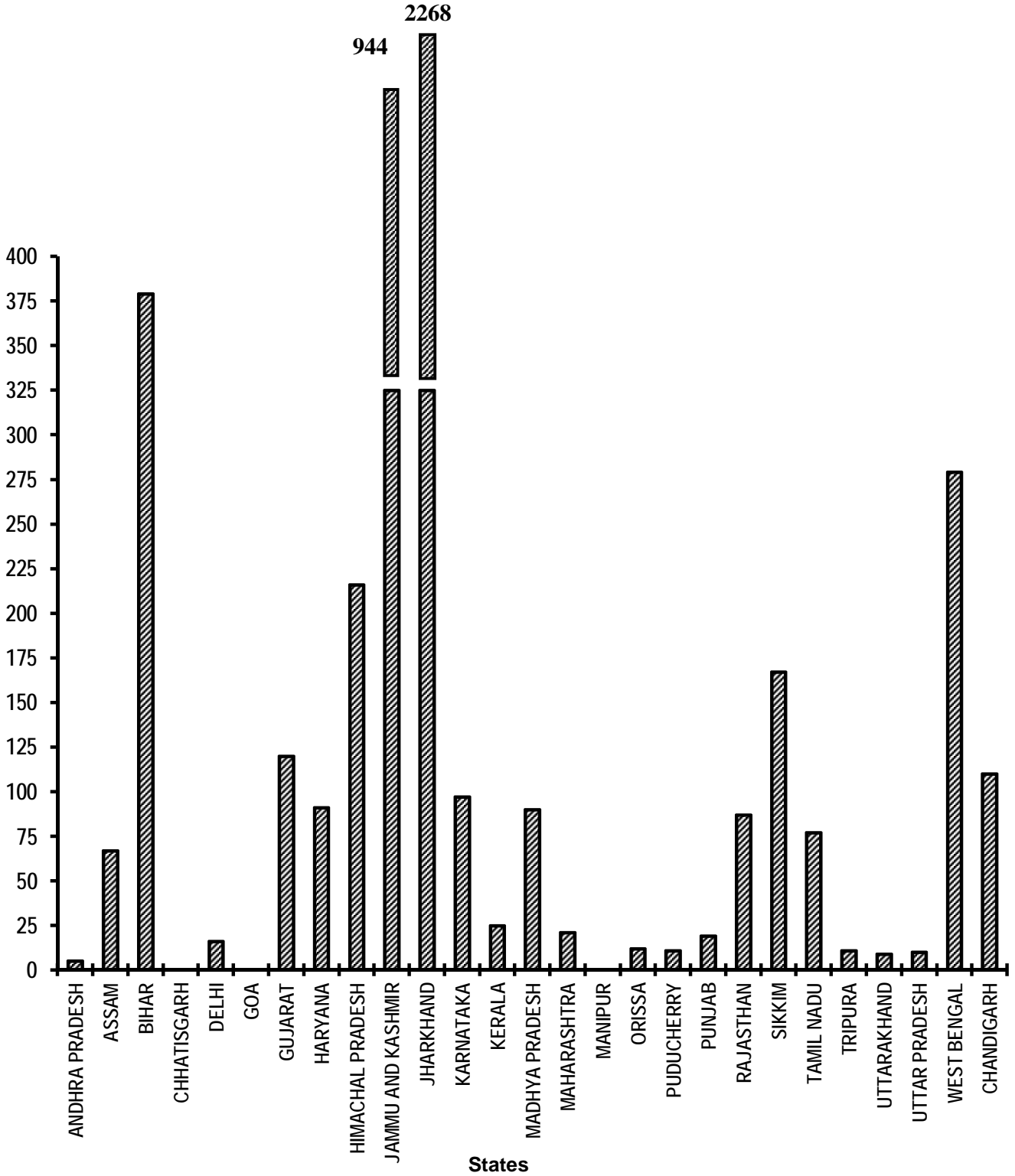


Table - 13

**Universalization of ICDS Scheme
ICDS Blocks Operational (Cumulative)
(Unit: Number)**

Sl. No.	State/UT Name	Target		Achievement	Percent Achievement
		2012-2013	April,2012- November,2012	April,2012- November,2012	April,2012- November,2012
(1)	(2)	(3)	(4)	(5)	(5)/(4)
1	ANDHRA PRADESH	388	387	387	100
2	ARUNACHAL PRADESH	98	98	93	95
3	ASSAM	231	231	231	100
4	BIHAR	544	544	544	100
5	CHHATISGARH	220	220	163	74
6	DELHI	95	95	94	99
7	GOA	11	11	11	100
8	GUJARAT	336	336	336	100
9	HARYANA	148	148	148	100
10	HIMACHAL PRADESH	78	78	78	100
11	JAMMU AND KASHMIR	141	141	141	100
12	JHARKHAND	206	204	204	100
13	KARNATAKA	186	185	185	100
14	KERALA	258	258	258	100
15	MADHYA PRADESH	453	453	453	100
16	MAHARASHTRA	553	553	553	100
17	MANIPUR	42	42	42	100
18	MEGHALAYA	41	41	41	100
19	MIZORAM	27	27	27	100
20	NAGALAND	59	59	59	100
21	ORISSA	338	338	338	100
22	PUDUCHERRY	5	5	5	100
23	PUNJAB	154	154	154	100
24	RAJASTHAN	304	304	304	100
25	SIKKIM	13	13	13	100
26	TAMIL NADU	434	434	434	100
27	TRIPURA	56	56	56	100
28	UTTARAKHAND	105	105	105	100
29	UTTAR PRADESH	897	897	892	99
30	WEST BENGAL	576	576	4,899	851
31	ANDAMAN AND NICOBAR ISLANDS	5	5	5	100
32	CHANDIGARH	3	3	3	100
33	DADRA AND NAGAR HAVELI	2	2	2	100
34	DAMAN AND DIU	2	2	2	100
35	LAKSHADWEEP	9	9	9	100
<i>Grand Total</i>		7,018	7,014	11,269	161

Very Good:(90% or above of targets)

ANDHRA PRADESH, ARUNACHAL PRADESH, ASSAM, BIHAR, DELHI, GOA, GUJARAT, HARYANA, HIMACHAL PRADESH, JAMMU AND KASHMIR, JHARKHAND, KARNATAKA, KERALA, MADHYA PRADESH, MAHARASHTRA, MANIPUR, MEGHALAYA, MIZORAM, NAGALAND, ORISSA, PUDUCHERRY, PUNJAB, RAJASTHAN, SIKKIM, TAMIL NADU, TRIPURA, UTTARAKHAND, UTTAR PRADESH, WEST BENGAL, ANDAMAN AND NICOBAR ISLANDS, CHANDIGARH, DADRA AND NAGAR HAVELI, DAMAN AND DIU, LAKSHADWEEP

Poor:(Below 80% of targets)

CHHATISGARH

Universalization of ICDS Scheme

ICDS Blocks Operational (Cumulative)

% Achievement of Target
During April - November 2012

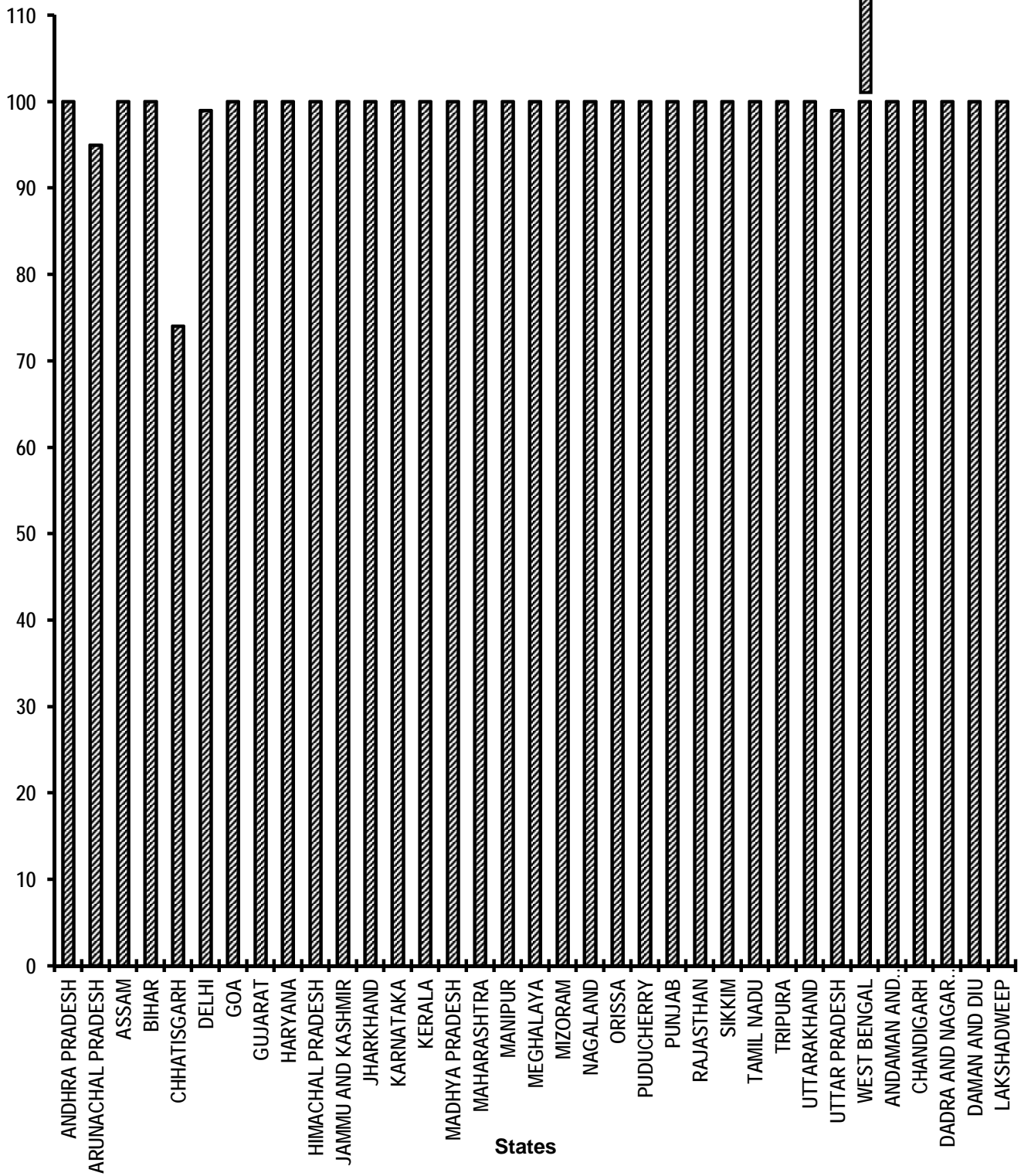


Table - 14

Functional Anganwadis
Anganwadis Functional (Cumulative)
(Unit: Number)

Sl. No.	State/UT Name	Target		Achievement	Percent Achievement
		2012-2013	April,2012- November,2012	April,2012- November,2012	April,2012- November,2012
(1)	(2)	(3)	(4)	(5)	(5)/(4)
1	ANDHRA PRADESH	89,567	89,567	88,005	98
2	ARUNACHAL PRADESH	6,146	6,146	6,028	98
3	ASSAM	60,631	60,631	58,118	96
4	BIHAR	87,887	87,887	81,817	93
5	CHHATISGARH	58,098	58,098	220	0
6	DELHI	10,921	10,921	10,615	97
7	GOA	1,262	1,262	1,262	100
8	GUJARAT	50,226	50,226	50,225	100
9	HARYANA	25,488	25,488	25,292	99
10	HIMACHAL PRADESH	18,783	18,783	18,601	99
11	JAMMU AND KASHMIR	27,706	27,706	28,532	103
12	JHARKHAND	38,252	38,252	38,365	100
13	KARNATAKA	63,377	63,377	64,473	102
14	KERALA	33,102	33,102	33,096	100
15	MADHYA PRADESH	90,999	90,999	78,929	87
16	MAHARASHTRA	1,08,784	1,08,784	95,963	88
17	MANIPUR	10,859	10,859	9,795	90
18	MEGHALAYA	5,115	5,115	5,115	100
19	MIZORAM	1,980	1,980	1,980	100
20	NAGALAND	3,455	3,455	3,455	100
21	ORISSA	72,063	72,063	71,134	99
22	PUDUCHERRY	788	788	788	100
23	PUNJAB	26,656	26,656	26,656	100
24	RAJASTHAN	60,069	60,069	59,165	98
25	SIKKIM	1,233	1,233	1,233	100
26	TAMIL NADU	54,439	54,439	54,439	100
27	TRIPURA	9,906	9,906	9,906	100
28	UTTARAKHAND	20,923	20,923	18,458	88
29	UTTAR PRADESH	1,87,267	1,87,267	1,86,460	100
30	WEST BENGAL	1,16,858	1,16,858	2,11,196	181
31	ANDAMAN AND NICOBAR ISLANDS	711	711	699	98
32	CHANDIGARH	468	468	420	90
33	DADRA AND NAGAR HAVELI	267	267	268	100
34	DAMAN AND DIU	105	105	97	92
35	LAKSHADWEEP	107	107	107	100
<i>Grand Total</i>		13,44,498	13,44,498	13,40,912	100

Very Good:(90% or above of targets)

ANDHRA PRADESH, ARUNACHAL PRADESH, ASSAM, BIHAR, DELHI, GOA, GUJARAT, HARYANA, HIMACHAL PRADESH, JAMMU AND KASHMIR, JHARKHAND, KARNATAKA, KERALA, MANIPUR, MEGHALAYA, MIZORAM, NAGALAND, ORISSA, PUDUCHERRY, PUNJAB, RAJASTHAN, SIKKIM, TAMIL NADU, TRIPURA, UTTAR PRADESH, WEST BENGAL, ANDAMAN AND NICOBAR ISLANDS, CHANDIGARH, DADRA AND NAGAR HAVELI, DAMAN AND DIU, LAKSHADWEEP

Good:(Between 80% to 90% targets)

MADHYA PRADESH, MAHARASHTRA, UTTARAKHAND

Poor:(Below 80% of targets)

CHHATISGARH

Functional Anganwadis (Cumulative)

% Achievement of Target
During April - November 2012

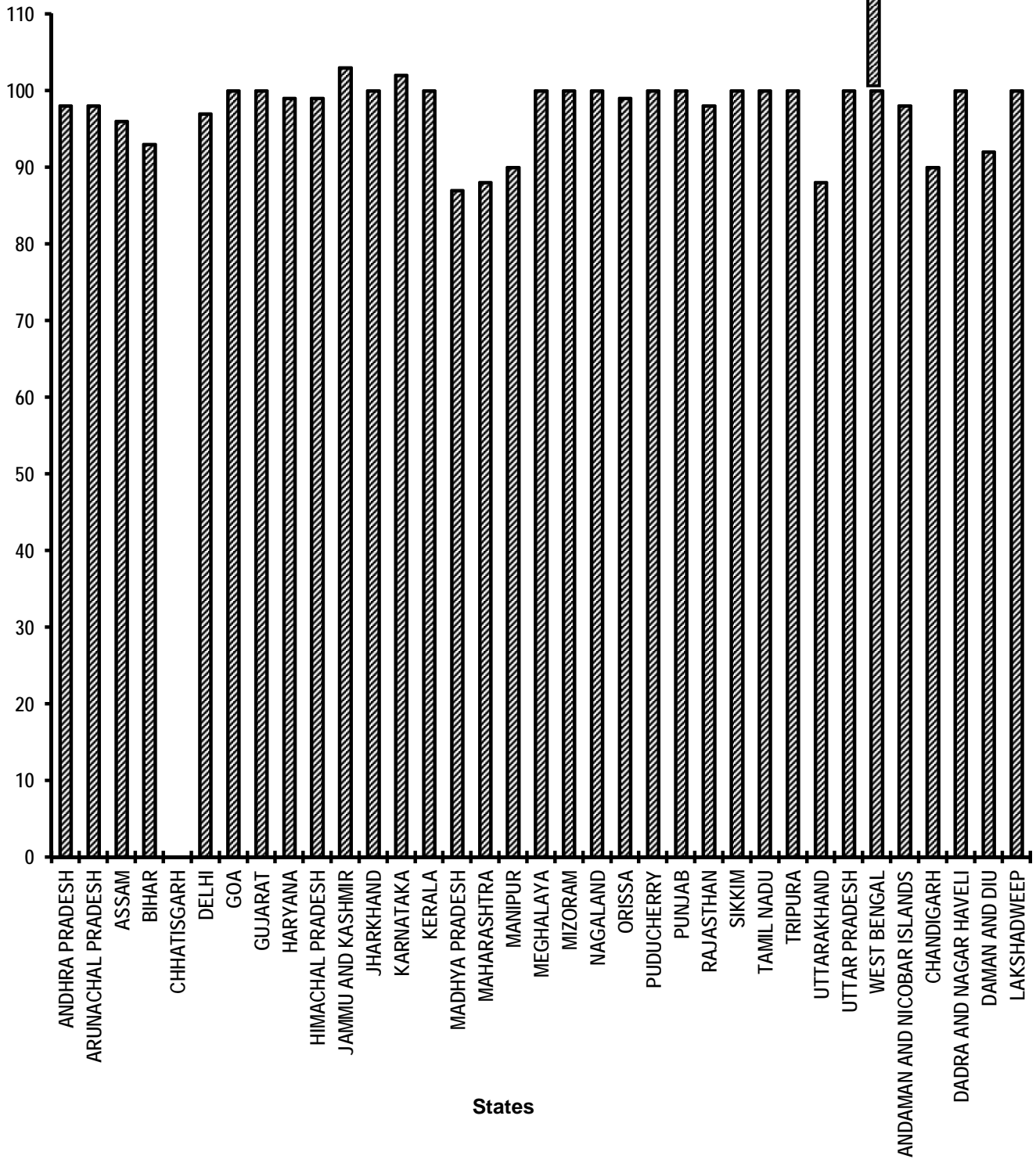


Table - 15

**No. of Urban poor families assisted under Seven Point Charter
Poor Families Assisted
(Unit: Number)**

Sl. No.	State/UT Name	Target		Achievement	Percent Achievement
		2012-2013	April,2012- November,2012	April,2012- November,2012	April,2012- November,2012
(1)	(2)	(3)	(4)	(5)	(5)/(4)
1	ANDHRA PRADESH	18,750	12,500	5,36,006	4,288
2	ARUNACHAL PRADESH	338	224	0	0
3	ASSAM	2,850	1,899	204	11
4	BIHAR	16,500	11,000	0	0
5	CHHATISGARH	16,500	11,000	0	0
6	DELHI	18,750	12,499	0	0
7	GOA	52	34	0	0
8	GUJARAT	18,750	12,499	22,685	181
9	HARYANA	3,112	2,074	# 218	11
10	HIMACHAL PRADESH	563	375	0	0
11	JAMMU AND KASHMIR	3,750	2,499	0	0
12	JHARKHAND	7,500	5,000	1,050	21
13	KARNATAKA	3,750	2,499	2,460	98
14	KERALA	7,500	5,000	2,395	48
15	MADHYA PRADESH	18,750	12,499	3,643	29
16	MAHARASHTRA	60,000	40,000	17,221	43
17	MANIPUR	1,500	1,000	0	0
18	MEGHALAYA	375	250	0	0
19	MIZORAM	750	499	0	0
20	NAGALAND	1,125	749	0	0
21	ORISSA	3,375	2,249	788	35
22	PUDUCHERRY	825	550	5,700	1,036
23	PUNJAB	6,000	4,000	2,232	56
24	RAJASTHAN	11,250	7,499	10,869	145
25	SIKKIM	90	59	1,206	2,044
26	TAMIL NADU	22,500	15,000	5,328	36
27	TRIPURA	375	250	1,689	676
28	UTTARAKHAND	1,875	1,250	668	53
29	UTTAR PRADESH	22,500	15,000	193	1
30	WEST BENGAL	26,250	17,499	79,834	456
31	ANDAMAN AND NICOBAR ISLANDS	15	9	0	0
32	CHANDIGARH	3,750	2,499	186	7
33	DADRA AND NAGAR HAVELI	30	19	0	0
Grand Total		3,00,000	1,99,982	6,94,575	347

Very Good:(90% or above of targets)

ANDHRA PRADESH, GUJARAT, KARNATAKA, PUDUCHERRY, RAJASTHAN, SIKKIM, TRIPURA, WEST BENGAL

Poor:(Below 80% of targets)

ARUNACHAL PRADESH, ASSAM, BIHAR, CHHATISGARH, DELHI, GOA, HARYANA, HIMACHAL PRADESH, JAMMU AND KASHMIR, JHARKHAND, KERALA, MADHYA PRADESH, MAHARASHTRA, MANIPUR, MEGHALAYA, MIZORAM, NAGALAND, ORISSA, PUNJAB, TAMIL NADU, UTTARAKHAND, UTTAR PRADESH, ANDAMAN AND NICOBAR ISLANDS, CHANDIGARH, DADRA AND NAGAR HAVELI

Previous month figure has been repeated.

**No. of Urban poor families assisted
under Seven Point Charter
Poor Families Assisted
% Achievement of Target
During April - November 2012**

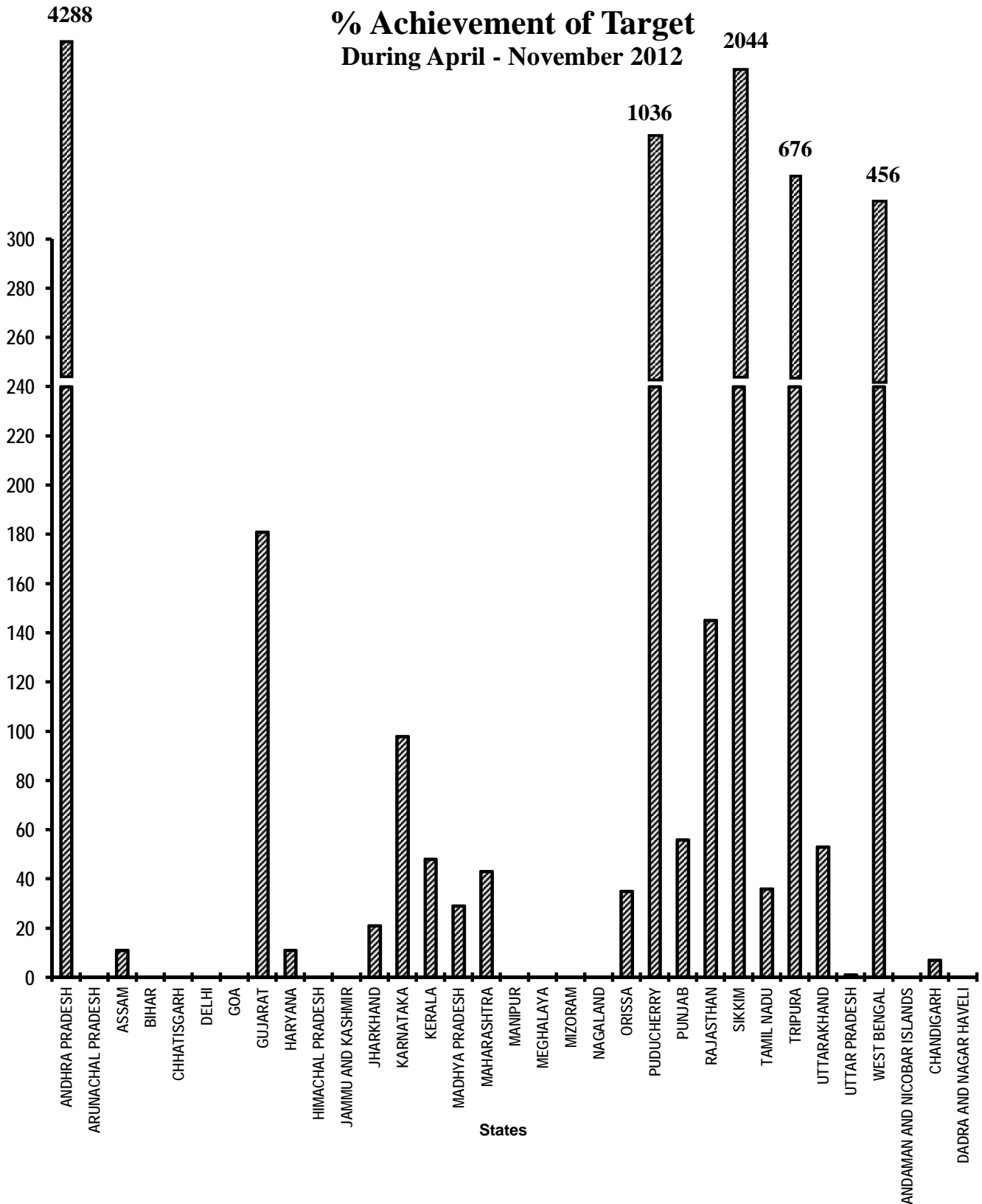


Table - 16(A)

**Afforestation (Public and Forest Lands)
Area Covered under Plantation
(Unit: Hectares)**

Sl. No.	State/UT Name	Target		Achievement	Percent Achievement
		2012-2013	April,2012- November,2012	April,2012- November,2012	April,2012- November,2012
(1)	(2)	(3)	(4)	(5)	(5)/(4)
1	ANDHRA PRADESH	3,85,400	2,56,933	3,82,275	149
2	ARUNACHAL PRADESH	10,800	7,200	360	5
3	ASSAM	5,650	3,766	0	0
4	BIHAR	22,700	15,136	27,400	181
5	CHHATISGARH	50,400	33,600	83,790	249
6	DELHI	1,150	765	1,009	132
7	GOA	450	302	471	156
8	GUJARAT	1,40,500	93,668	1,17,596	126
9	HARYANA	57,000	38,000	50,374	133
10	HIMACHAL PRADESH	28,900	19,268	20,668	107
11	JAMMU AND KASHMIR	7,250	4,834	1,359	28
12	JHARKHAND	46,200	30,800	10,462	34
13	KARNATAKA	67,000	44,668	79,578	178
14	KERALA	3,950	2,634	10,154	385
15	MADHYA PRADESH	1,10,700	73,800	1,06,675	145
16	MAHARASHTRA	1,22,900	81,932	1,76,668	216
17	MANIPUR	18,000	12,000	6,645	55
18	MEGHALAYA	6,850	4,566	4,313	94
19	MIZORAM	6,250	4,166	4,071	98
20	NAGALAND	10,600	7,064	0	0
21	ORISSA	1,73,300	1,15,532	85,334	74
22	PUDUCHERRY	35	23	18	78
23	PUNJAB	6,950	4,632	8,409	182
24	RAJASTHAN	51,000	34,000	46,371	136
25	SIKKIM	7,450	4,966	9,019	182
26	TAMIL NADU	50,700	33,800	16,928	50
27	TRIPURA	27,200	18,132	19,130	106
28	UTTARAKHAND	23,000	15,332	17,007	111
29	UTTAR PRADESH	81,700	54,466	63,741	117
30	WEST BENGAL	16,000	10,665	8,777	82
31	ANDAMAN AND NICOBAR ISLANDS	1,100	732	736	101
32	CHANDIGARH	300	200	210	105
33	DADRA AND NAGAR HAVELI	250	166	200	120
34	DAMAN AND DIU	15	8	8	100
35	LAKSHADWEEP	20	13	3	23
Grand Total		15,41,670	10,27,769	13,59,759	132

Very Good:(90% or above of targets)

ANDHRA PRADESH, BIHAR, CHHATISGARH, DELHI, GOA, GUJARAT, HARYANA, HIMACHAL PRADESH, KARNATAKA, KERALA, MADHYA PRADESH, MAHARASHTRA, MEGHALAYA, MIZORAM, PUNJAB, RAJASTHAN, SIKKIM, TRIPURA, UTTARAKHAND, UTTAR PRADESH, ANDAMAN AND NICOBAR ISLANDS, CHANDIGARH, DADRA AND NAGAR HAVELI, DAMAN AND DIU

Good:(Between 80% to 90% targets)

WEST BENGAL

Poor:(Below 80% of targets)

ARUNACHAL PRADESH, ASSAM, JAMMU AND KASHMIR, JHARKHAND, MANIPUR, NAGALAND, ORISSA, PUDUCHERRY, TAMIL NADU, LAKSHADWEEP

Afforestation (Public and Forest Lands)

Area Covered under Plantation

% Achievement of Target
During April - November 2012

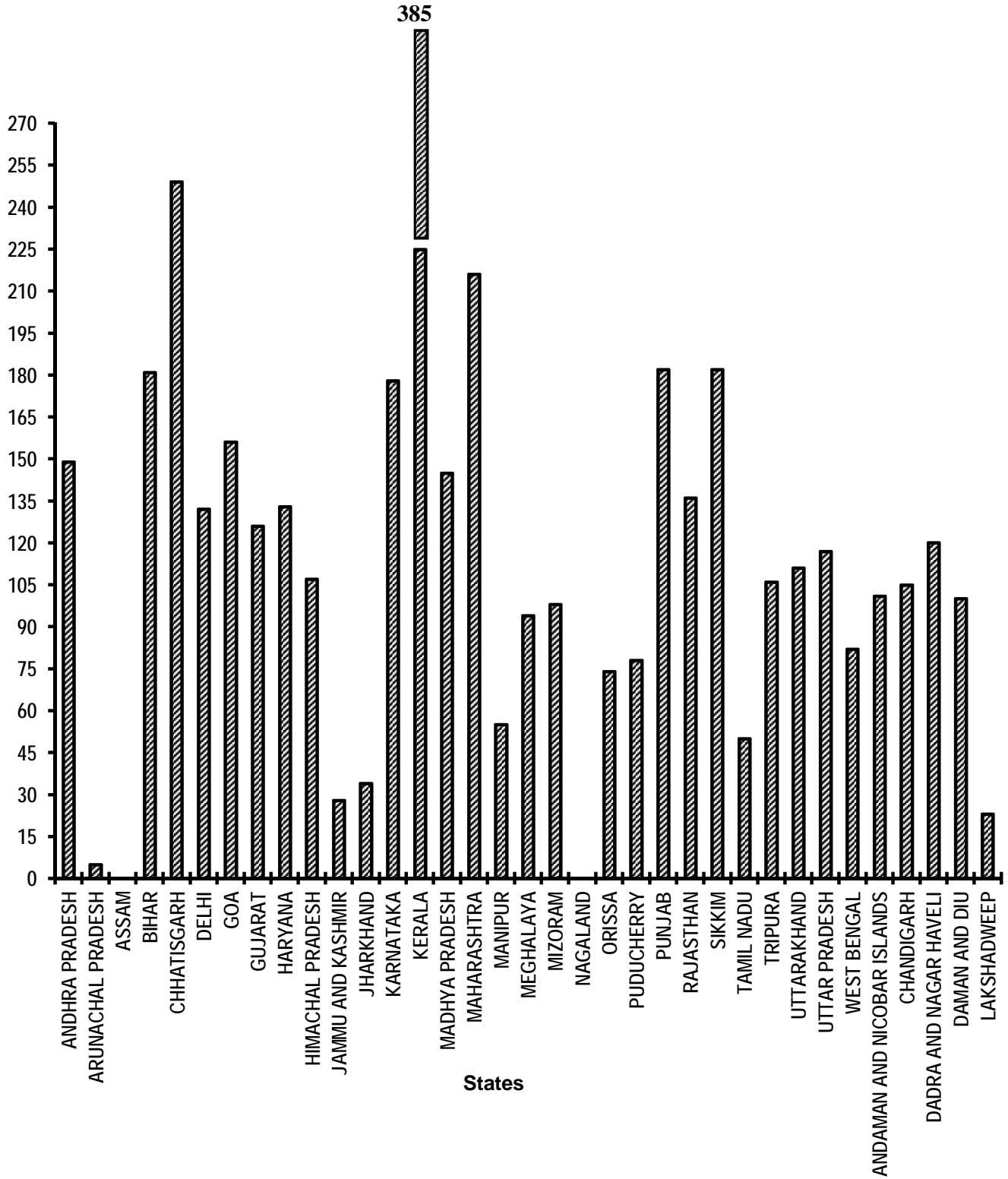


Table - 16(B)

Afforestation (Public and Forest Lands)
Seedlings planted
(Unit: Number)

Sl. No.	State/UT Name	Target		Achievement	Percent Achievement
		2012-2013	April,2012- November,2012	April,2012- November,2012	April,2012- November,2012
(1)	(2)	(3)	(4)	(5)	(5)/(4)
1	ANDHRA PRADESH	25,05,10,000	16,70,06,666	32,55,43,000	195
2	ARUNACHAL PRADESH	70,20,000	46,80,000	1,86,467	4
3	ASSAM	36,73,000	24,48,668	0	0
4	BIHAR	1,47,55,000	98,36,668	1,78,09,800	181
5	CHHATISGARH	3,27,60,000	2,18,40,000	6,43,54,000	295
6	DELHI	7,48,000	4,98,664	7,57,353	152
7	GOA	2,93,000	1,95,336	7,07,000	362
8	GUJARAT	9,13,25,000	6,08,83,336	11,15,96,000	183
9	HARYANA	3,70,50,000	2,47,00,000	3,88,47,000	157
10	HIMACHAL PRADESH	1,87,85,000	1,25,23,332	1,34,34,000	107
11	JAMMU AND KASHMIR	47,13,000	31,42,000	9,23,000	29
12	JHARKHAND	3,00,30,000	2,00,20,000	1,52,49,078	76
13	KARNATAKA	4,35,50,000	2,90,33,336	6,64,15,000	229
14	KERALA	25,68,000	17,12,000	1,62,63,544	950
15	MADHYA PRADESH	7,19,55,000	4,79,70,000	6,93,39,000	145
16	MAHARASHTRA	7,98,85,000	5,32,56,664	15,13,06,000	284
17	MANIPUR	1,17,00,000	78,00,000	56,48,129	72
18	MEGHALAYA	44,53,000	29,68,664	29,96,822	101
19	MIZORAM	40,63,000	27,08,664	15,12,950	56
20	NAGALAND	68,90,000	45,93,332	0	0
21	ORISSA	11,26,45,000	7,50,96,664	5,29,05,000	70
22	PUDUCHERRY	23,000	15,332	17,630	115
23	PUNJAB	45,18,000	30,12,000	89,60,000	297
24	RAJASTHAN	2,40,00,000	1,60,00,000	2,23,47,000	140
25	SIKKIM	48,43,000	32,28,664	60,27,395	187
26	TAMIL NADU	3,29,55,000	2,19,70,000	47,34,123	22
27	TRIPURA	1,76,80,000	1,17,86,664	1,06,46,300	90
28	UTTARAKHAND	1,49,50,000	99,66,664	1,76,80,000	177
29	UTTAR PRADESH	5,31,05,000	3,54,03,332	5,13,42,172	145
30	WEST BENGAL	1,04,00,000	69,33,332	1,53,03,614	221
31	ANDAMAN AND NICOBAR ISLANDS	7,00,000	4,66,668	4,56,943	98
32	CHANDIGARH	1,95,000	1,30,000	84,105	65
33	DADRA AND NAGAR HAVELI	1,63,000	1,08,666	3,28,000	302
34	DAMAN AND DIU	10,000	6,664	22,665	340
35	LAKSHADWEEP	13,000	8,666	3,278	38
<i>Grand Total</i>		99,29,26,000	66,19,50,646	1,09,37,46,368	165

Very Good:(90% or above of targets)

ANDHRA PRADESH, BIHAR, CHHATISGARH, DELHI, GOA, GUJARAT, HARYANA, HIMACHAL PRADESH, KARNATAKA, KERALA, MADHYA PRADESH, MAHARASHTRA, MEGHALAYA, PUDUCHERRY, PUNJAB, RAJASTHAN, SIKKIM, TRIPURA, UTTARAKHAND, UTTAR PRADESH, WEST BENGAL, ANDAMAN AND NICOBAR ISLANDS, DADRA AND NAGAR HAVELI, DAMAN AND DIU

Poor:(Below 80% of targets)

ARUNACHAL PRADESH, ASSAM, JAMMU AND KASHMIR, JHARKHAND, MANIPUR, MIZORAM, NAGALAND, ORISSA, TAMIL NADU, CHANDIGARH, LAKSHADWEEP

Afforestation (Public and Forest Lands)

Seedlings planted

% Achievement of Target
During April - November 2012

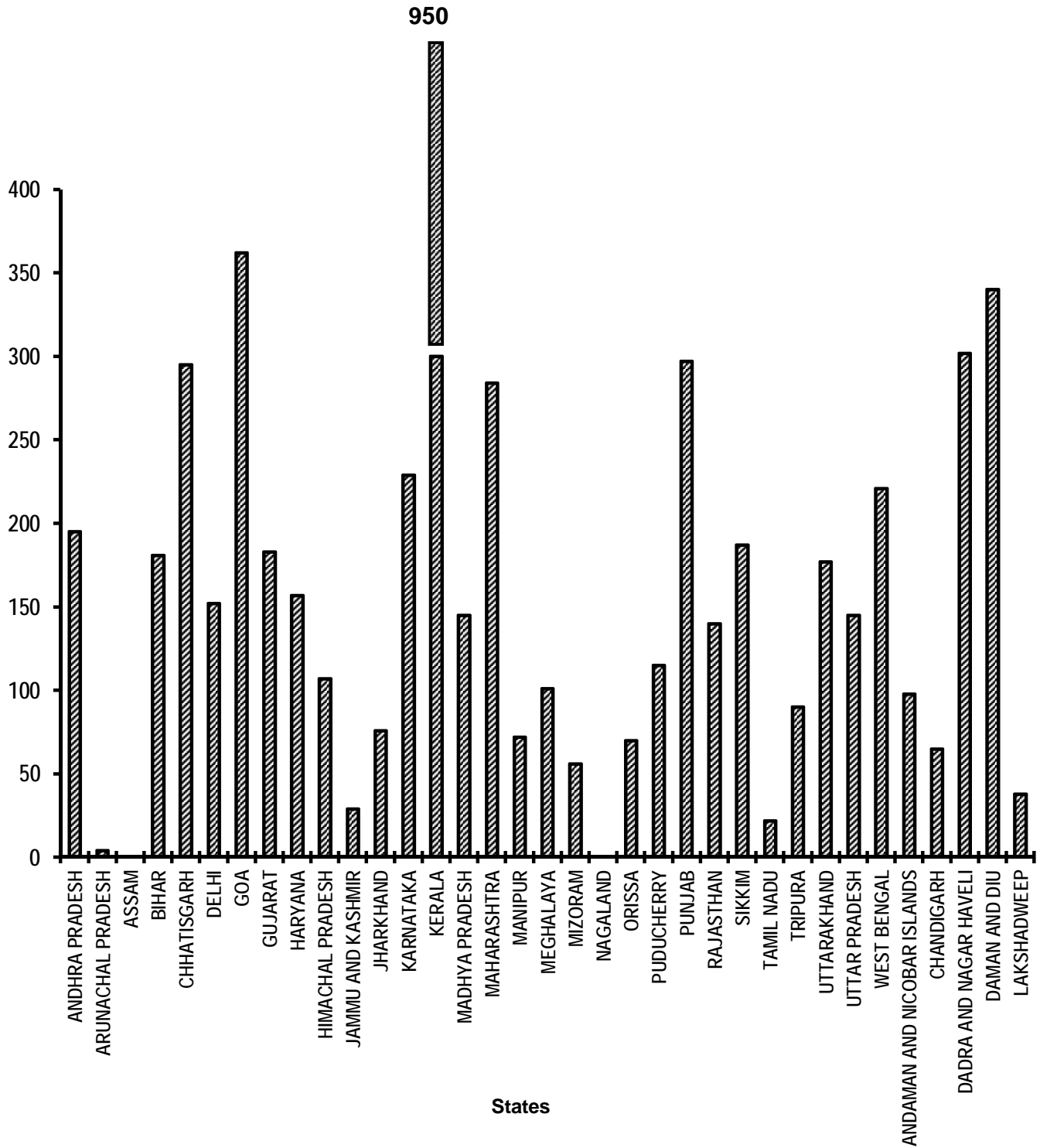


Table - 17

Rural Roads - PMGSY
Length of Road Constructed
 (Unit: Kilometer)

Sl. No.	State/UT Name	Target		Achievement	Percent Achievement
		2012-2013	April,2012- November,2012	April,2012- November,2012	April,2012- November,2012
(1)	(2)	(3)	(4)	(5)	(5)/(4)
1	ANDHRA PRADESH	400	264	272	103
2	ARUNACHAL PRADESH	325	216	97	45
3	ASSAM	1,175	783	466	60
4	BIHAR	6,420	4,280	3,891	91
5	CHHATISGARH	2,370	1,578	399	25
6	GUJARAT	140	92	269	292
7	HARYANA	30	19	71	374
8	HIMACHAL PRADESH	980	652	698	107
9	JAMMU AND KASHMIR	1,335	891	1,037	116
10	JHARKHAND	2,010	1,338	492	37
11	KARNATAKA	205	137	242	177
12	KERALA	390	260	55	21
13	MADHYA PRADESH	2,760	1,840	1,304	71
14	MAHARASHTRA	680	453	354	78
15	MANIPUR	60	40	95	238
16	MEGHALAYA	60	40	13	32
17	MIZORAM	120	80	39	49
18	NAGALAND	310	206	0	0
19	ORISSA	4,170	2,778	1,153	42
20	PUNJAB	165	109	228	209
21	RAJASTHAN	1,975	1,315	644	49
22	SIKKIM	270	178	26	15
23	TAMIL NADU	80	52	60	115
24	TRIPURA	340	225	53	24
25	UTTARAKHAND	560	372	272	73
26	UTTAR PRADESH	1,230	820	215	26
27	WEST BENGAL	1,440	960	# 2083	217
Grand Total		30,000	19,978	14,528	73

Very Good:(90% or above of targets)

ANDHRA PRADESH, BIHAR, GUJARAT, HARYANA, HIMACHAL PRADESH, JAMMU AND KASHMIR, KARNATAKA, MANIPUR, PUNJAB, TAMIL NADU, WEST BENGAL

Poor:(Below 80% of targets)

ARUNACHAL PRADESH, ASSAM, CHHATISGARH, JHARKHAND, KERALA, MADHYA PRADESH, MAHARASHTRA, MEGHALAYA, MIZORAM, NAGALAND, ORISSA, RAJASTHAN, SIKKIM, TRIPURA, UTTARAKHAND, UTTAR PRADESH

Previous month figures have been repeated due to wide variation.

Rural Roads - PMGSY

Length of Road Constructed

% Achievement of Target
During April - November 2012

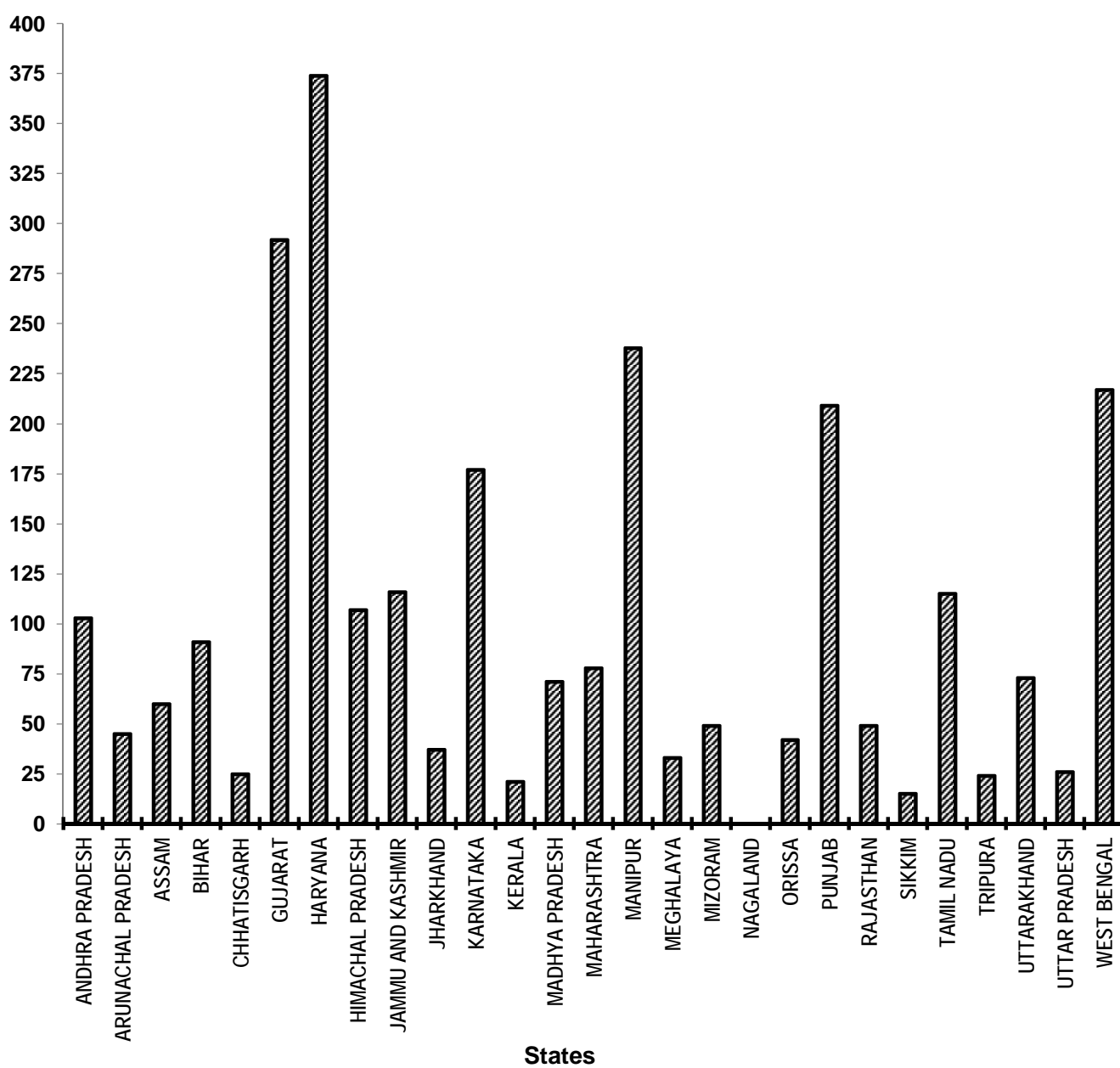


Table - 18

Rajiv Gandhi Grameen Vidyutikaran Yojana
Villages electrified
(Unit: Number)

Sl. No.	State/UT Name	Target #		Achievement	Percent Achievement
		2012-2013	April,2012- November,2012	April,2012- November,2012	April,2012- November,2012
(1)	(2)	(3)	(4)	(5)	(5)/(4)
1	ARUNACHAL PRADESH	1,450	775	187 *	24
2	ASSAM	2,062	1,105	134	12
3	BIHAR	2,230	1,198	994	83
4	CHHATISGARH	901	489	71	15
5	HIMACHAL PRADESH	15	10	9	90
6	JAMMU AND KASHMIR	136	73	21 *	29
7	JHARKHAND	2,141	1,147	1,866	163
8	MADHYA PRADESH	492	264	1,128	427
9	MANIPUR	591	317	0	0
10	MEGHALAYA	1,616	866	310	36
11	MIZORAM	81	43	5	12
12	NAGALAND	38	20	5	25
13	ORISSA	2,174	1,180	305	26
14	RAJASTHAN	227	151	196	130
15	SIKKIM	5	2	0	0
16	TRIPURA	82	43	8	19
<i>Grand Total</i>		14,241	7,683	5,239	68

Very Good:(90% or above of targets)

HIMACHAL PRADESH, JHARKHAND, MADHYA PRADESH, RAJASTHAN

Good:(Between 80% to 90% targets)

BIHAR

Poor:(Below 80% of targets)

ARUNACHAL PRADESH, ASSAM, CHHATISGARH, JAMMU AND KASHMIR, MANIPUR, MEGHALAYA, MIZORAM, NAGALAND, ORISSA, SIKKIM, TRIPURA

Note: * Figures have been reconciled with that of M/oPower.

M/o Power has not supplied targets of 2012-13 for any State except the State of Himachal Pradesh and hence, last year targets have been repeated provisionally.

**Rajiv Gandhi
Grameen Vidyutikaran Yojana-RGGVY
Villages electrified
% Achievement of Target
During April - November 2012**

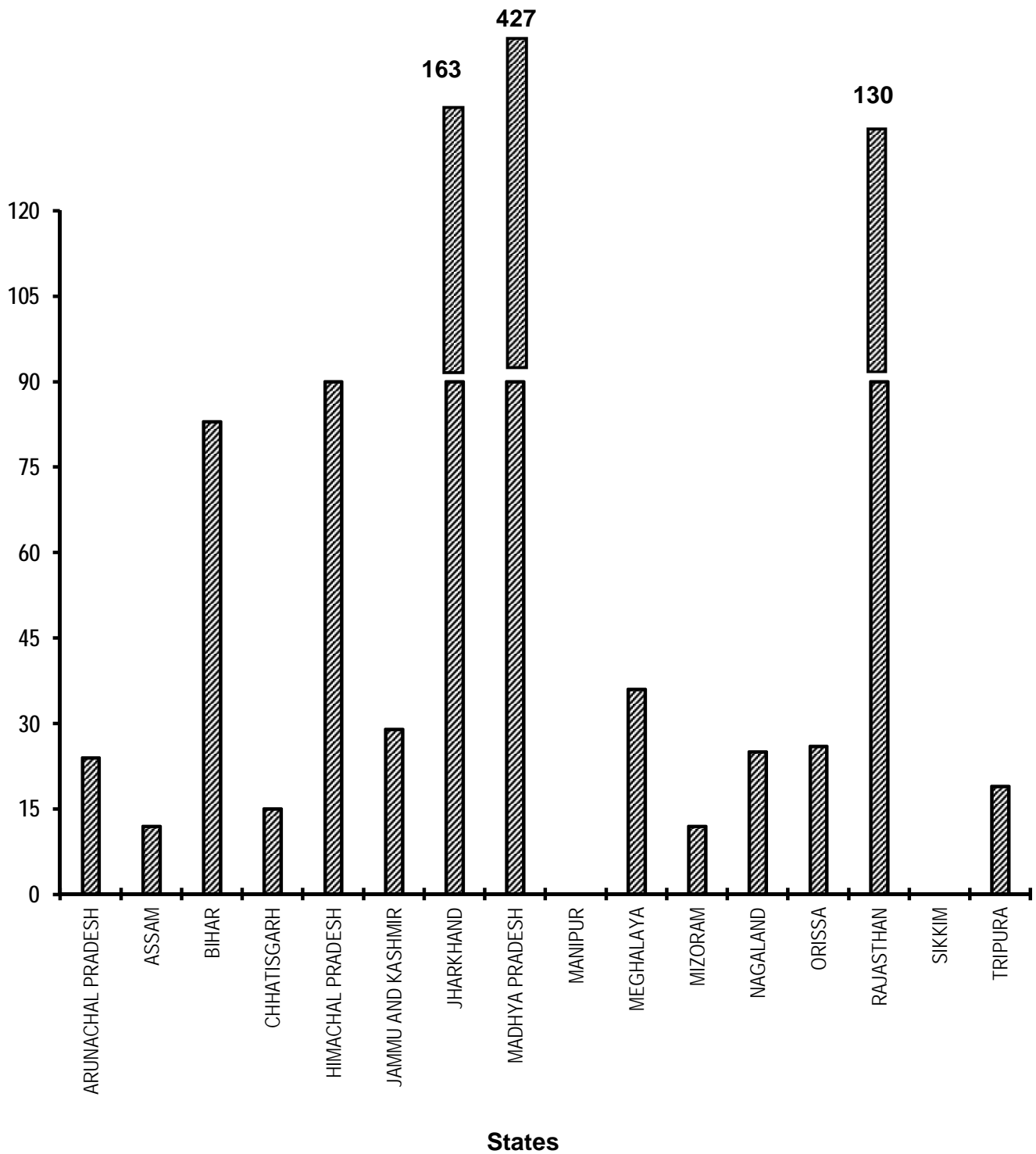


Table - 19

**Energising pump sets
Pumps sets energized
(Unit: Number)**

Sl. No.	State/UT Name	Target		Achievement	Percent Achievement
		2012-2013	April,2012- November,2012	April,2012- November,2012	April,2012- November,2012
(1)	(2)	(3)	(4)	(5)	(5)/(4)
1	ANDHRA PRADESH	50,000	33,333	64,373	193
2	BIHAR	2,764	1,842	1,288	70
3	CHHATISGARH	20,000	13,333	9,506	71
4	GOA	100	66	108	164
5	GUJARAT	25,000	16,666	35,469	213
6	HARYANA	19,000	12,666	11,251	89
7	HIMACHAL PRADESH #	1,175	784	1,533	196
8	JHARKHAND	22,000	14,666	1,924	13
9	KARNATAKA #	38,602	25,734	49,046	191
10	KERALA #	12,000	8,000	5,666	71
11	MADHYA PRADESH	17,237	11,490	44,598	388
12	ORISSA	1,190	792	1,766	223
13	PUDUCHERRY	25	16	9	56
14	PUNJAB	60,000	40,000	9,700	24
15	RAJASTHAN #	30,000	20,000	38,020	190
16	TAMIL NADU #	15,000	10,000	11,493	115
17	UTTARAKHAND	350	232	850	366
18	UTTAR PRADESH	22,058	14,704	5,043	34
19	WEST BENGAL	422	280	8,516	3,041
20	DAMAN AND DIU	25	16	8	50
<i>Grand Total</i>		3,36,948	2,24,620	3,00,167	134

Very Good:(90% or above of targets)

ANDHRA PRADESH, GOA, GUJARAT, HIMACHAL PRADESH, KARNATAKA, MADHYA PRADESH, ORISSA,
RAJASTHAN, TAMIL NADU, UTTARAKHAND, WEST BENGAL

Good:(Between 80% to 90% targets)

HARYANA

Poor:(Below 80% of targets)

BIHAR, CHHATISGARH, JHARKHAND, KERALA, PUDUCHERRY, PUNJAB, UTTAR PRADESH, DAMAN AND
DIU

Note: # Only 05 States have furnished the targets for the year 2012-13 and for rest of the States the targets have been repeated provisionally.

Energising Pump sets

Pumps sets energized

% Achievement of Target
During April - November 2012

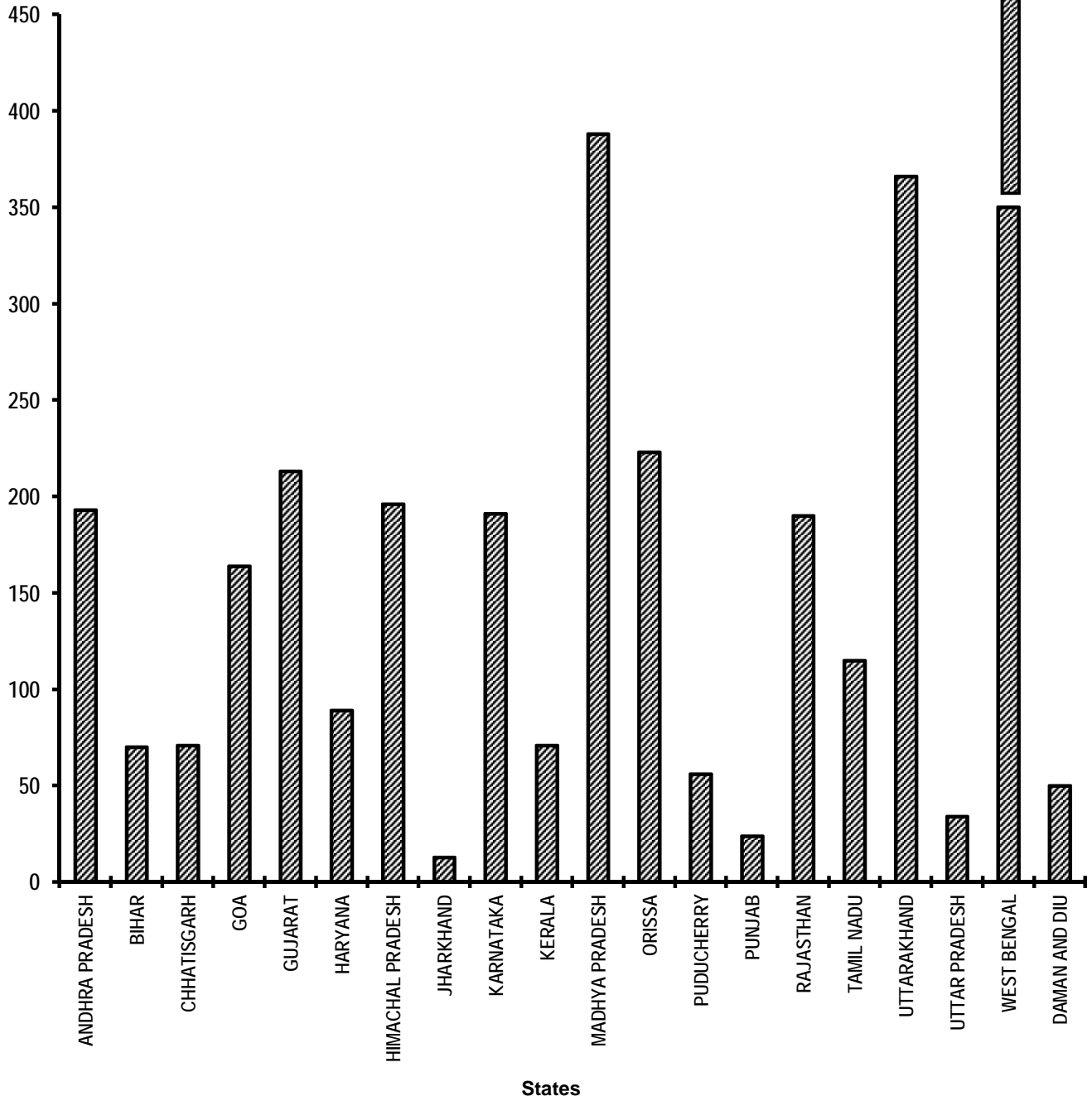


Table - 20

Supply of Electricity

Sl. No.	State/UT Name	Electricity demanded (Million Units) April,2012- November,2012	Electricity supplied (Million Units) April,2012- November,2012	Shortage observed (Million Units) April,2012- November,2012	Percentage of Electricity Supplied
(1)	(2)	(3)	(4)	(5)	(6)
1	ANDHRA PRADESH	64,628	53,807	10,821	83
2	ARUNACHAL PRADESH	406	381	25	94
3	ASSAM	4,469	4,168	301	93
4	BIHAR	10,074	8,699	1,375	86
5	CHHATISGARH	11,375	11,199	176	98
6	DELHI	19,155	19,055	100	99
7	GOA	2,045	1,984	61	97
8	GUJARAT	58,864	58,717	147	100
9	HARYANA	29,381	26,759	2,622	91
10	HIMACHAL PRADESH	6,063	5,881	182	97
11	JAMMU AND KASHMIR	9,808	7,355	2,453	75
12	JHARKHAND	4,567	4,412	155	97
13	KARNATAKA	42,674	36,988	5,686	87
14	KERALA	14,077	13,575	502	96
15	MADHYA PRADESH	30,249	27,505	2,744	91
16	MAHARASHTRA	84,189	81,327	2,862	97
17	MANIPUR	379	359	20	95
18	MEGHALAYA	1,173	1,007	166	86
19	MIZORAM	267	248	19	93
20	NAGALAND	382	360	22	94
21	ORISSA	17,476	16,694	782	96
22	PUDUCHERRY	1,572	1,535	37	98
23	PUNJAB	36,363	34,127	2,236	94
24	RAJASTHAN	35,273	33,722	1,551	96
25	SIKKIM	266	266	0	100
26	TAMIL NADU	61,463	51,021	10,442	83
27	TRIPURA	737	699	38	95
28	UTTARAKHAND	7,673	7,195	478	94
29	UTTAR PRADESH	61,913	52,116	9,797	84
30	WEST BENGAL	29,379	29,133	246	99
31	ANDAMAN AND NICOBAR ISLANDS	161	126	35	78
32	CHANDIGARH	1,202	1,202	0	100
33	DADRA AND NAGAR HAVELI	3,010	2,841	169	94
34	DAMAN AND DIU	1,490	1,358	132	91
35	LAKSHADWEEP	24	24	0	100
Grand Total		6,52,227	5,95,845	56,382	91

Very Good:(90% or above of targets)

ARUNACHAL PRADESH, ASSAM, CHHATISGARH, DELHI, GOA, GUJARAT, HARYANA, HIMACHAL PRADESH, JHARKHAND, KERALA, MADHYA PRADESH, MAHARASHTRA, MANIPUR, MIZORAM, NAGALAND, ORISSA, PUDUCHERRY, PUNJAB, RAJASTHAN, SIKKIM, TRIPURA, UTTARAKHAND, WEST BENGAL, CHANDIGARH, DADRA AND NAGAR HAVELI, DAMAN AND DIU, LAKSHADWEEP

Good:(Between 80% to 90% targets)

ANDHRA PRADESH, BIHAR, KARNATAKA, MEGHALAYA, TAMIL NADU, UTTAR PRADESH

Poor:(Below 80% of targets)

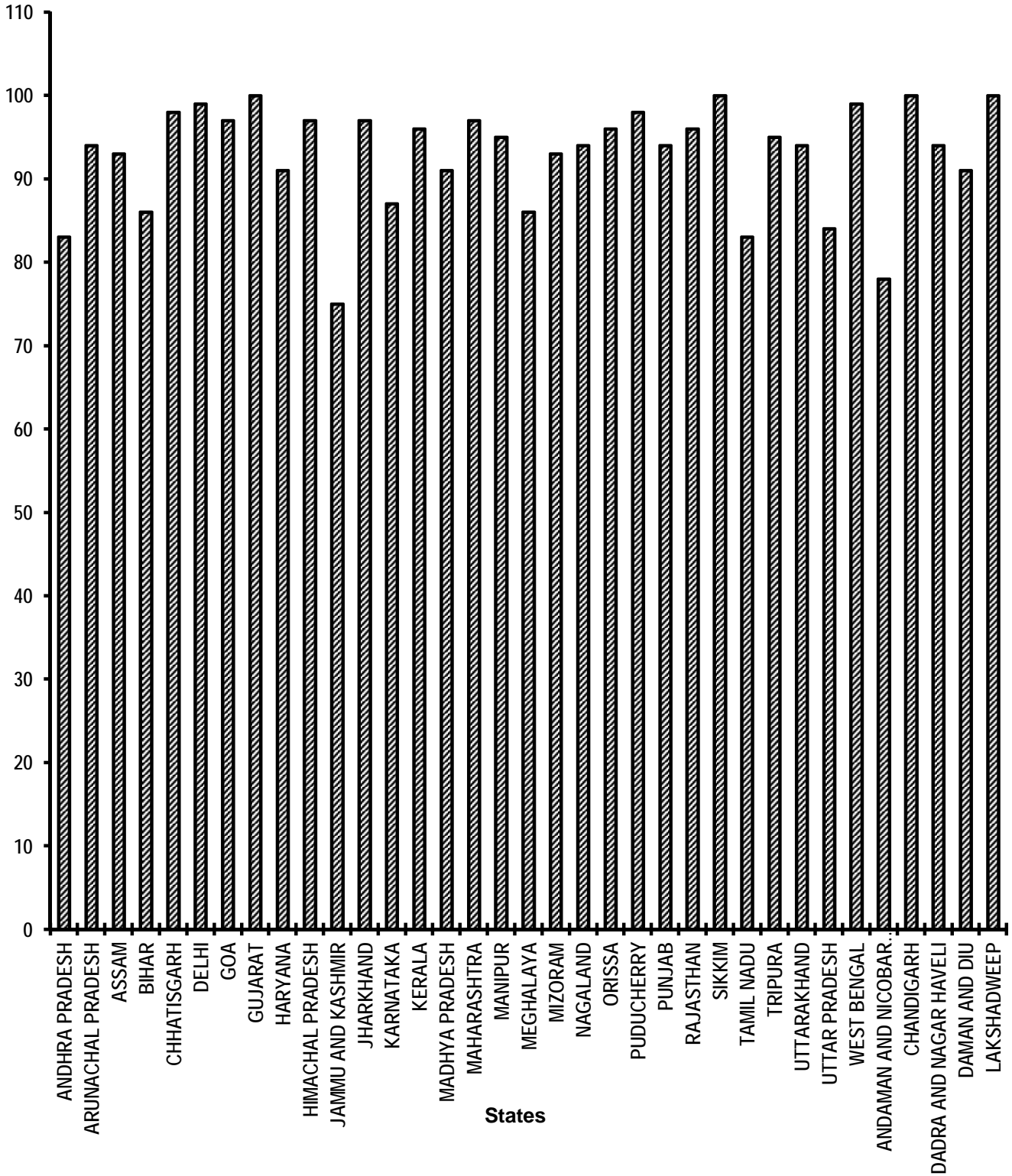
JAMMU AND KASHMIR, ANDAMAN AND NICOBAR ISLANDS

Supply of Electricity

Electricity supplied

% Achievement of Target

During April- November 2012



LIST OF ITEMS COVERED UNDER (TPP) - 2006

Point No.	Item No.	Name of the Points/Items
I.		Garibi Hatao [Poverty Eradication]
		Rural Areas
	1.	Employment generation under the <i>Mahatma Gandhi National Rural Employment Guarantee Act (MGNREGA)</i>
	2.	Swaranjayanti Gram Swarajgar Yojana (SGSY)
	3.	Rural Business Hubs in Partnership with Panchayats
	4.	Self help Groups
		Urban Areas
	5.	Swaranjayanti Shehari Rojgar Yojana
II.		Jan Shakti (Power to People)
	6.	Local Self Government (Panchayati Raj and Urban Local Bodies) - Activity Mapping for devolution of functions - Budget Flow of Funds - Assignment of Functionaries
	7.	Quick and Inexpensive Justice – Gram Nyayalayas and Nyaya Panchayats.
	8.	District Planning Committees.
III.		Kisan Mitra [Support to Farmers]
	9.	Water shed development
	10.	Marketing and infrastructural support to farmers
	11.	Irrigation facilities (including minor and micro irrigation) for agriculture
	12.	Credit to farmers
	13.	Distribution of waste land to the landless
IV.		Shramik Kalyan [Labour Welfare]
	14.	Social Security for Agricultural and Unorganised Labour
	15.	Minimum Wages Enforcement (including Farm Labour)
	16.	Prevention of Child Labour
	17.	Welfare of Women Labour
V.		Khadya Suraksha [Food Security]
	18.	Food Security: (i) Targeted Public Distribution system, (ii) Antyodaya Anna Yojana, (iii) Establishing Grain banks in chronically food scarcity areas
VI.		Subke Liye Aawas [Housing for All]
	19	Rural Housing - Indira Awas Yojana
	20.	EWS/LIG Houses in Urban Areas

Contd.....

Point No.	Item No.	Name of the Points/Items
VII.		Shudh Peya Jal [Clean Drinking Water]
	21.	Rural Areas. - National Rural Drinking Water Programme-(<i>NRDWP</i>)
	22.	Urban Areas: - Accelerated Urban Water Supply Programme
VIII.		Jan Jan Ka Swasthya [Health for All]
	23.	Control and prevention of major diseases: (a) HIV/AIDS (b) TB (c) Malaria (d) Leprosy (e) Blindness
	24.	National Rural Health Mission
	25.	Immunisation of Children
	26.	Sanitation Programme in - Rural Areas - Urban areas
	27.	Institutional Delivery
	28.	Prevention of Female Foeticide
	29.	Supplementary nutrition for Mothers and Children
	30.	Two Child norms
IX.		Sabke Liye Shiksha [Education for All]
	31.	Sarv Shiksha Abhiyan - Compulsory Elementary Education
	32.	Mid Day Meal Scheme
X.		Anusuchit Jaati, Jan Jaati, Alp-sankhyak evam Anya Pichhra Varg Kalyan [Welfare of Scheduled Castes, Scheduled Tribes, Minorities and OBCs]
	33.	SC Families Assisted
	34.	Rehabilitation of Scavengers
	35.	ST Families Assisted
	36.	Rights of Forest dwellers – Owners of minor forest produce
	37.	Particularly Vulnerable Tribal Groups (PTGs)
	38.	No alienation of Tribal lands
	39.	Implementation of Panchayats (Extension to Scheduled Areas) Act [PESA]
	40.	Welfare of Minorities
	41.	Professional education among all minority communities
	42.	Reservation of OBCs in - Education - Employment
XI.		Mahila Kalyan [Women Welfare]
	43.	Financial Assistance for Women Welfare
	44.	Improved participation of women in (a) Panchayats (b) Municipalities (c) State Legislatures (d) Parliament

Contd.....

Point No.	Item No.	Name of the Points/Items
XII.		Bal Kalyan (Child Welfare)
	45.	Universalisation of ICDS Scheme
	46.	Functional Anganwadis
XIII.		Yuva Vikas [Youth Development]
	47.	Sports for all in Rural and Urban areas
	48.	Rashtriya Sadbhavana Yojana
	49.	National Service Scheme (NSS)
XIV.		Basti Sudhar [Improvement of Slums]
	50.	Number of Urban poor families assisted under seven point charter viz. land tenure, housing at affordable cost, water, sanitation, health, education, and social security.
XV.		Paryavaran Sanrakshan evam Van Vridhi [Environment Protection and Afforestation]
	51.	Afforestation (a) Area Covered under Plantation on - Public and Forest Lands (b) Number of Seedlings planted on -Public and Forest Lands
	52.	Prevention of pollution of Rivers and water bodies
	53.	Solid and liquid waste management in - Rural Areas - Urban Areas
XVI.		Samajik Suraksha [Social Security]
	54.	Rehabilitation of handicapped and orphans.
	55.	Welfare of the aged
XVII.		Grameen Sadak [Rural Roads]
	56.	Rural Roads - PMGSY
XVIII.		Grameen Oorja [Energization of Rural Area]
	57.	Bio-diesel Production
	58.	Rajiv Gandhi Grameen Vidyutikaran Yojana
	59.	Renewable Energy
	60.	Energising Pump sets
	61.	Supply of Electricity
	62.	Supply of Kerosene and LPG
XIX.		Pichhara Kshetra Vikas [Development of Backward Areas]
	63.	Backward Regions Grants Fund (BRGF)
XX.		e- Shasan [IT enabled e-Governance]
	64.	Central and State Governments
	65.	Panchayats and Municipalities

ABBREVIATIONS USED

AAV	Antyodaya Anna Yojana
ARWSP	Accelerated Rural Water Supply Programme
DDRS	Deen Dayal Rehabilitation Scheme
EWS	Economically Weaker Section
IAY	Indira Awaas Yojana
ICDS	Integrated Child Development Scheme
LIG	Low Income Group
MWE	Minimum Wages Enforcement
NC	Not Covered
NREGS	National Rural Employment Guarantee Scheme
PC	Partially Covered
PMGSY	Prime Minister Grameen Sadak Yojana
SC	Scheduled Caste
RGGVY	Rajiv Gandhi Grameen Vidyutikaran Yojana
SGRY	Sampoorna Grameen Rojgar yojana
SGSY	Swaranjayanati Gram Swarojgar Yojana
SHG	Self Help Groups
ST	Scheduled Tribe
TPDS	Targeted Public Distribution system