

TWENTY POINT PROGRAMME-2006
PROGRESS REPORT
FOR THE PERIOD
APRIL – DECEMBER 2014



GOVERNMENT OF INDIA
MINISTRY OF STATISTICS AND PROGRAMME IMPLEMENTATION
SARDAR PATEL BHAWAN, SANSAD MARG,
NEW DELHI-110 001

Website: www.mospi.gov.in

CONTENTS

	Page No.
I. Introduction	1

PART-I

Overall Performance Analysis

II. Progress Report	2
III. Highlights of Performance	3
Table - A: All India Performance	7
Table - B : State-wise Performance	8
Table - C : State -wise and Item-wise Performance	14

PART- II

Performance Tables

Table No.	Description of Item	
1	Employment Generation - <i>MGNREGA</i>	23
2(A)	Number of SHGs promoted (new and revived) during the financial year (NRLM)	24
2(B)	Number of SHGs provided Revolving Fund (RF) during the financial year (NRLM)	25
2(C)	Number of SHGs provided Cumulative Investment Fund (CIF) during the financial year (NRLM)	26
3(A)	Distribution of Waste Land to the Landless	27
3(B)	Waste Land distributed to SC, ST and others	28
4(A)	Minimum Wages Enforcement (including Farm Labour) (i) Inspections made (ii) Irregularities detected (iii) Irregularities rectified	29
4(B)	Minimum Wages Enforcement (including Farm Labour) (i) Claims Filed (ii) Claims Settled	30
4(C)	Minimum Wages Enforcement (including Farm Labour) (i) Prosecution cases pending (ii) Prosecution cases filed (iii) Prosecution cases decided	31
5(A)	<i>Food Security</i> : Targeted Public Distribution System (TPDS) for AAY, APL & BPL,	32
5(B)	<i>Food Security</i> : TPDS for Antyodaya Anna Yojana (AAY) only	34
5(C)	<i>Food Security</i> : TPDS for Below Poverty Line (BPL) only	36
5(D)	<i>Food Security</i> : NFSA for Normal	38
5(E)	<i>Food Security</i> : NFSA for Tide Over	39
6	Rural Housing : Indira Awaas Yojana (IAY)	40

Contd...

Table No.	Description of Item	Page No.
7	EWS/LIG Houses in Urban Areas	42
8	<i>National Rural Drinking Water Programme (NRDWP)</i>	
8(A)	Coverage of Habitations (Partially Covered & Slipped back)	44
8(B)	Coverage of Water Quality Affected Habitations	46
9	Sanitation Programme in Rural Areas	48
10	Institutional Delivery	49
11(A)	SC Families assisted under SCA to SCSP & NSFDC	50
11(B)	SC Students assisted under Post-Matric Scholarship	52
12	Universalization of ICDS Scheme	53
13	Functional Anganwadis	55
14	Number of Urban Poor Families assisted under Seven Point Charter	57
15(A)	Afforestation- Area Covered under Plantation (Public and Forest Lands)	59
15(B)	Afforestation: Seedlings Planted (Public and Forest Lands)	61
16	Rural Roads Constructed under (PMGSY)	63
17	Deendayal Upadhyaya Gram Jyoti Yojana (DDUGJY)	65
18	Energising Pump sets	67
19	Supply of Electricity	69
 Annexures		
	Annexure – 1 : List of Twenty Points.	71
	Annexure – 2 : List of 65 items to be monitored under TPP-2006	72
	Annexure – 3 : List of Quarterly Monitored Items.	75
	Annexure – 4 : Status of receipt of targets for Quarterly Monitored Items.	77
	Annexure – 5 : List of items/parameters identified for appraisal.	81
	Annexure – 6: List of items under TPP-2006 yet to be operationalised	83
	Annexure – 7 : Abbreviations used	84

Twenty Point Programme – 2006

An Introduction

The Twenty Point Programme (TPP) was launched by the Government of India in the year 1975 and was restructured in 1982, 1986 and again in 2006. The restructured programme, known as Twenty Point Programme (TPP) – 2006, became operational with effect from 1st April 2007. The programme is meant to give a thrust to schemes relating to poverty alleviation, employment generation in rural areas, housing, education, family welfare & health, protection of environment and many other schemes having a bearing on the quality of life, especially in the rural areas.

2. Twenty Point Programme (TPP) – 2006 originally consisted of 20 Points (**Annexure-1**) and 66 items being monitored individually by Central Nodal Ministries concerned. Up to 2007-08, out of 66 items, 22 items were monitored on monthly basis. In April 2008 *Sampoorna Grameen Rozgar Yojana* (SGRY) has been merged with another item namely *National Rural Employment Guarantee Act* which has now been renamed as *Mahatma Gandhi National Rural Employment Guarantee Act* from 31st 2009. Further, in the 12th Plan *Swarnajayanti Gram Swarozgar Yojana* (SGSY) has been modified and renamed as *National Rural Livelihood Mission* (NRLM). Targeted Public Distribution System (TPDS) is being gradually replaced with *National Food Security Act* (NFSA). Presently, 65 items are monitored under TPP-2006. The list of 65 items is enclosed at **Annexure-2**.

3. Out of 65 items, 19 items (earlier 20) measured on 37 parameters are being monitored on quarterly basis during the period 2014-15, of which 22 parameters are monitored against the targets fixed at the beginning of financial year by the Central Nodal Ministries and State Governments (information in respect of 15 items is being collected from various States/ UTs and for remaining 4 items from the concerned Central Nodal Ministries) (**Annexure-3&4**). The remaining items under TPP-2006 are being monitored on annual basis as the information in respect of these items is made available by the concerned Central Nodal Ministries only on annual basis. These 65 items consist of 162 identified parameters. However, for the purpose of quarterly performance, 22 identified parameters have been taken during this quarter ending December 2014 (**Annexure-5**).

4. Some of the schemes/programmes are yet to be operationalised by the Central Nodal Ministries concerned. These items will be monitored only after the schemes come into existence and their frequency of monitoring will also be decided later. The details of such items are available at **Annexure-6**.

5. The monitoring mechanism for TPP-2006 consists of Block level monitoring in addition to District, State and Central level monitoring. Most of the States/Union Territories have constituted Block, District and State level monitoring committees. At the Centre, the progress of individual items is monitored and reviewed by the Departments/Ministries concerned. The Ministry of Statistics & Programme Implementation (MOSPI) monitors the programme/ schemes covered under TPP-2006 on the basis of performance reports received from State Governments and Central Nodal Ministries.

Twenty Point Programme-2006

Progress Report – (April – December 2014)

1. This progress report of Twenty Point Programme-2006 consists of two parts: **Part-I** contains an analysis of the overall performance, whereas **Part-II** deals with item-wise performance.
2. The report is compiled on the basis of data received from the Central Nodal Ministries and State Governments/UT Administrations. Presently, 22 parameters are taken for quarterly monitoring. However two new parameters of National Food security Act (NFSA) have not been analysed as no progress information has been received during this quarter. The data is received either through web enabled software developed by National Informatics Centre (NIC) Cell in this Ministry or through fax/e-mail/post. The processing of data has been done in association with NIC Cell.
3. The analysis for the period **April-December 2014** shows that the performance under **ten items/parameters** has been **‘Very Good’** (90% or above the targets). These items/parameters are:
 - (i) Urban Poor Families assisted under Seven Point Charter
 - (ii) SC families assisted - under SCA to SCSP & NSFDC
 - (iii) Road constructed- PMGSY
 - (iv) Food security-Targeted Public Distribution system (only AAY)
 - (v) Seedlings planted (Public and Forest Lands)
 - (vi) Pumps sets energized
 - (vii) ICDS Blocks Operational (Cum.)
 - (viii) Anganwadis Functional (Cum.)
 - (ix) Supply of Electricity
 - (x) Area Covered under Plantation (Public and Forest Lands)
4. There are **four** items/parameters in the category of **‘Good’** (80% to 90% of target). These items/parameters are:
 - (i) Food Security - Targeted Public Distribution System (Only BPL)
 - (ii) Food security-Targeted Public Distribution system (APL+BPL+AAY)
 - (iii) Habitations covered (Partially covered & Slipped back) - NRDWP"
 - (iv) Houses constructed - IAY
5. The performance of **six items/parameters** has been **‘Poor’** (below 80% of target). These items/parameters are:
 - (i) Villages electrified - DDUGJY
 - (ii) Coverage of water quality affected habitations - NRDWP
 - (iii) Houses constructed - EWS/LIG
 - (iv) Number of SHGs provided Community Investment Fund (CIF) during the financial year - NRLM
 - (v) Number of SHGs provided Revolving Fund (RF) during the financial year - NRLM
 - (vi) Number of SHGs promoted (new and revived) during the financial year – NRLM
6. Some of items under TPP-2006 namely *Mahatma Gandhi National Rural Employment Guarantee Act (MGNREGA)*, *Sanitation Programme in Rural Area* and *Institutional Delivery* are demand driven, whereas for items like *Distribution of Wasteland to the landless* and *Minimum Wages Enforcement (including Farm Labour)*: concerned administrative Ministries are not in position to provide State/UT-wise targets: as such all these items are being monitored without any targets. Quarterly targets have been worked out on prorata basis. The parameter “SC Students assisted under post-matric scholarship scheme” has been changed from targetable to non-targetable w.e.f April 2014.

HIGHLIGHTS OF PERFORMANCE

Sl. No.	Item	Achievement for April- December 2014
1- Employment Generated under MGNREGS.		
	(i) No. of Job cards issued	16,63,989*
	(ii) Employment generated	11764.07 lakh mandays
	(iii) Wages given	Rs. 17986.46 crore
2- National Rural Livelihood Mission (NRLM)		
	(i) Number of SHGs promoted (new and revived) during the financial year	21,995
	(ii) Number of SHGs provided Revolving Fund (RF) during the financial year	11,733
	(iii) Number of SHGs provided Cumulative Investment Fund (CIF) during the financial year	7,320
3- Distribution of waste land to the landless		
	Land distributed	54,820 hectare
4- Minimum Wages Enforcement (Including Farm Labour)		
	(i) No. of Inspections made	251
	(ii) No. of Irregularities detected	285
	(iii) No. of Irregularities rectified	199
	(iv) No. of Claims filed	6
	(v) No. of Claims settled	2
	(vi) No. of Prosecution cases pending	3
	(vii) No. of Prosecution cases filed	46
	(viii) No. of Prosecution cases decided	50
5- Food Security: (i) TPDS/ NFSA		
	(i) Food Security: Targeted Public Distribution System (TPDS)	322.65 lakh tonnes
	(ii) Food Security: Antyodaya Anna Yojana (AAY)	85.08 lakh tonnes
	(iii) Food Security: Below Poverty Line (BPL)	69.52 lakh tonnes
	(iv) NFSA (Normal)	#
	(v) NFSA (Tide Over)	#
6- Rural Housing-Indira Awaas Yojana		
	No. of Houses constructed	10,60,680
7- EWS/LIG Houses in Urban Areas		
	No. of Houses constructed	81,571

Contd.....

Sl. No.	Item	Achievement for April- December 2014
8- Rural Areas. - National Rural Drinking Water Programme-(NRDWP)		
	(i) Coverage of Habitations (Partially covered & Slipped back)- (NRDWP)	58,390
	(ii) Coverage of Water Quality Affected Habitations – (NRDWP)	7,398
9- Sanitation Programme in Rural Areas		
	No. of Individual household latrines constructed	17,19,591
10- Institutional Delivery		
	No. of Deliveries in Institutions	103.41 lakh
11- SC Families Assisted		
	(i) No. of SC Families assisted under SCA to SCSP & NSFDC	7.71 lakh
	(ii) No. of SC Students assisted under post matric scholarship	21.18 lakh
12- Universalisation of ICDS Schemes		
	No. of ICDS Blocks Operational (Cum.)	7,019
13- Functional Anganwadis		
	No. of Anganwadis Functional (Cum.)	13.42 lakh
14- Number of Urban poor families assisted under Seven Point Charter viz. land tenure, housing at affordable cost, water, sanitation, health, education, and social security.		
	No. of Poor Families assisted	6.51 lakh
15- Afforestation:		
	(i) Area covered under Plantation (Public and Forest Lands)	10,96,027 hectares
	(ii) No. of Seedlings planted (Public and Forest Lands)	9,868.15 lakh
16- Rural Road- Prime Minister Grameen Sadak Yojana (PMGSY)		
	Length of Road constructed	25,499 Kms
17- Deendayal Upadhyaya Gram Jyoti Yojana (DDUGJY)		
	No. of Villages electrified	6,040
18- Energized Pumps sets		
	No. of Pumps sets energized	3,05,207
19- Supply of Electricity		
	Electricity supplied	7,71,814 Million Units(MU)

Note:- * Some of States are reporting cumulative performance since inception. These are now reconciled with the performance figures supplied by M/o Rural Development to set performance targets during April 2014-March 2015.

Progress report of six States and two Ministries i.e. Arunachal Pradesh, Jharkhand, Madhya Pradesh, Mizoram, Nagaland & Andaman & Nicobar Islands and M/o Labour Employment and M/o Drinking Water & Sanitation was not received till due date for the period being reported.

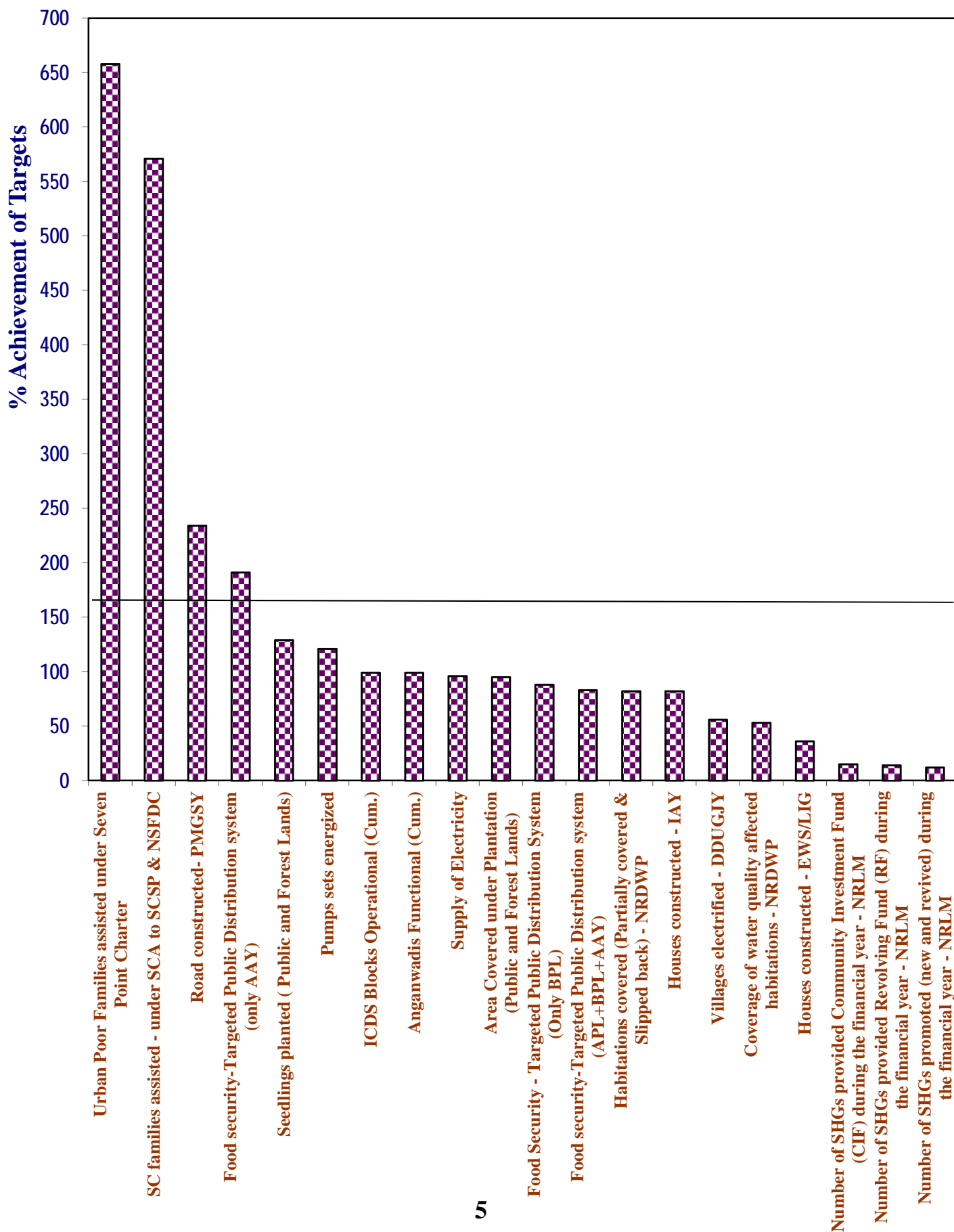
No information furnished by Ministry of Consumer Affairs F&PD

TWENTY POINT PROGRAMME - 2006

PART - I

OVERALL PERFORMANCE ANALYSIS

ALL INDIA PERFORMANCE OF TARGET ORIENTED PARAMETERS DURING APRIL 2014- DECEMBER 2014



ACHIEVEMENT HIGHLIGHTS

PERFORMANCE DURING April to December 2014

The cumulative performance during April to December 2014 has been "Very Good" for 10 item(s), "Good" for 4 item(s), and "Poor" for 6 item(s).

A. "Very Good" Performance (90% or above of targets)

<u>No.</u>	<u>Items</u>	<u>% Achievement</u>
1	Urban Poor Families assisted under Seven Point Charter	658
2	SC families assisted - under SCA to SCSP & NSFDC	571
3	Road constructed- PMGSY	234
4	Food security-Targeted Public Distribution system (only AAY)	191
5	Seedlings planted (Public and Forest Lands)	129
6	Pumps sets energized	121
7	ICDS Blocks Operational (Cum.)	99
8	Anganwadis Functional (Cum.)	99
9	Supply of Electricity	96
10	Area Covered under Plantation (Public and Forest Lands)	95

B. "Good" Performance (80% to 90%)

11	Food Security - Targeted Public Distribution System (Only BPL)	88
12	Food security-Targeted Public Distribution system (APL+BPL+AAY)	83
13	Habitations covered (Partially covered & Slipped back) - NRDWP	82
14	Houses constructed - IAY	82

C. Areas of concern-where the performance is below 80%

15	Villages electrified - DDUGJY	56
16	Coverage of water quality affected habitations - NRDWP	53
17	Houses constructed - EWS/LIG	36
18	Number of SHGs provided Community Investment Fund (CIF) during the financial year - NRLM	15
19	Number of SHGs provided Revolving Fund (RF) during the financial year - NRLM	14
20	Number of SHGs promoted (new and revived) during the financial year - NRLM	12

Table - A

Targets for 2014-2015 & April to December 2014 and achievements during the period April to December 2014

ALL INDIA PERFORMANCE

Sl. No	Item Description	Units	Targets		Achievements	% Achievements of Targets during April -December 2014
			2014-2015	April - December 2014	April - December 2014	
1	Number of SHGs promoted (new and revived) during the financial year - NRLM	Number	2,79,707	1,81,801	21,995	12
2	Number of SHGs provided Revolving Fund (RF) during the financial year - NRLM	Number	1,33,290	86,646	11,733	14
3	Number of SHGs provided Community Investment Fund (CIF) during the financial year - NRLM	Number	75,814	49,295	7,320	15
4	Food Security:Targeted Public Distribution System(TPDS)	Tonnes	3,88,12,451	3,88,12,451	3,22,65,490	83
5	Food Security:Antodaya Anna Yojana(AAY)	Tonnes	44,43,738	44,43,738	85,07,719	191
6	Food Security:Targeted Public Distribution System (Only BPL)	Tonnes	78,69,486	78,69,486	69,51,789	88
7	Houses constructed - IAY	Number	25,18,978	12,95,855	10,60,680	82
8	Houses constructed - EWS/LIG	Number	3,00,000	2,24,969	81,571	36
9	Habitations covered (Partially covered & Slipped back) - NRDWP	Number	1,18,671	71,207	58,390	82
10	Coverage of water quality affected habitations - NRDWP	Number	23,427	14,058	7,398	53
11	SC families assisted - under SCA to SCSP & NSFDC	Number	1,80,000	1,34,979	7,71,122	571
12	ICDS Blocks Operational (Cum.)	Number	7,075	7,075	7,019	99
13	Anganwadis Functional (Cum.)	Number	13,55,979	13,55,979	13,41,999	99
14	Urban Poor Families assisted under Seven Point Charter	Number	1,32,000	98,963	6,51,234	658
15	Area Covered under Plantation (Public and Forest Lands)	Hectares	15,34,923	11,51,159	10,96,027	95
16	Seedlings planted (Public and Forest Lands)	Number	1,01,88,81,000	76,41,60,718	98,68,14,914	129
17	Road constructed- PMGSY	Kilometer	21,775	10,890	25,499	234
18	Villages electrified - DDUGJY	Number	15,000	10,697	6,040	56
19	Pumps sets energized	Number	3,61,458	2,53,217	3,05,207	121
20	Electricity supplied	Million Units	8,03,289	8,03,289	7,71,814	96

Table - B

STATE-WISE PERFORMANCE DURING April to December 2014 (PERCENT ACHIEVEMENT)

Item No.	Description	ALL							
		INDIA	AP	ARP	AS	BI	CHHA.	DELHI	GOA
1	Number of SHGs promoted (new and revived) during the financial year - NRLM	12	0	0	0	0	0	NA	NA
2	Number of SHGs provided Revolving Fund (RF) during the financial year - NRLM	14	NA	0	0	0	0	NA	NA
3	Number of SHGs provided Community Investment Fund (CIF) during the financial year - NRLM	15	NA	NA	0	0	0	NA	NA
4	Food security-Targeted Public Distribution system (APL+BPL+AAY)	83	61	95	97	74	99	101	88
5	Food security-Targeted Public Distribution system (only AAY)	191	72	99	98	NA	NA	NA	89
6	Food Security - Targeted Public Distribution System (Only BPL)	88	70	97	98	NA	NA	NA	88
7	Food Security:National Food Security Act(Normal)-NFSA	NA	NA	NA	NA	NA	NA	NA	NA
8	Food Security:National Food Security Act(Tide Over)-NFSA	NA	NA	NA	NA	NA	NA	NA	NA
9	Houses constructed - IAY	82	53	0	84	217	171	NA	502
10	Houses constructed - EWS/LIG	36	28	18	0	27	85	110	NA
11	Habitations covered (Partially covered & Slipped back) - NRDWP	82	99	98	39	115	103	NA	NA
12	Coverage of water quality affected habitations - NRDWP	53	34	0	28	69	56	NA	NA
13	SC families assisted - under SCA to SCSP & NSFDC	571	1,202	NA	408	64	0	57	0
14	ICDS Blocks Operational (Cum.)	99	67	100	101	100	64	173	100
15	Anganwadis Functional (Cum.)	99	61	98	100	100	90	99	100
16	Urban Poor Families assisted under Seven Point Charter	658	315	0	81	0	0	3	NA
17	Area Covered under Plantation (Public and Forest Lands)	95	69	1	0	256	186	283	147
18	Seedlings planted (Public and Forest Lands)	129	98	1	0	256	217	283	110
19	Road constructed- PMGSY	234	139	192	168	194	445	NA	NA
20	Villages electrified - DDUGJY	56	NA	144	86	86	20	NA	NA
21	Pumps sets energized	121	74	NA	NA	305	99	NA	103
22	Supply of Electricity	96	94	88	92	97	99	100	99

NA - Not Applicable

Table - B(Contd.)

STATE-WISE PERFORMANCE DURING April to December 2014 (PERCENT ACHIEVEMENT)

Item No.	Description	ALL							
		INDIA	GUJ	HRY	HP	J&K	JHAR.	KAR	KER
1	Number of SHGs promoted (new and revived) during the financial year - NRLM	12	0	104	0	0	0	0	0
2	Number of SHGs provided Revolving Fund (RF) during the financial year - NRLM	14	0	88	0	0	0	0	0
3	Number of SHGs provided Community Investment Fund (CIF) during the financial year - NRLM	15	0	63	0	0	0	0	0
4	Food security-Targeted Public Distribution system (APL+BPL+AAY)	83	88	99	97	87	70	88	97
5	Food security-Targeted Public Distribution system (only AAY)	191	98	NA	NA	90	91	NA	97
6	Food Security - Targeted Public Distribution System (Only BPL)	88	99	NA	NA	89	90	NA	97
7	Food Security:National Food Security Act(Normal)-NFSA	NA	NA	NA	NA	NA	NA	NA	NA
8	Food Security:National Food Security Act(Tide Over)-NFSA	NA	NA	NA	NA	NA	NA	NA	NA
9	Houses constructed - IAY	82	271	16	33	77	102	98	106
10	Houses constructed - EWS/LIG	36	35	91	0	0	0	291	8
11	Habitations covered (Partially covered & Slipped back) - NRDWP	82	250	155	125	68	46	117	21
12	Coverage of water quality affected habitations - NRDWP	53	95	25	NA	17	2	65	55
13	SC families assisted - under SCA to SCSP & NSFDC	571	3,334	1,375	268	25	0	164	1,697
14	ICDS Blocks Operational (Cum.)	99	100	100	103	100	100	110	100
15	Anganwadis Functional (Cum.)	99	101	100	100	100	100	100	100
16	Urban Poor Families assisted under Seven Point Charter	658	2,848	529	0	0	0	113	197
17	Area Covered under Plantation (Public and Forest Lands)	95	121	114	129	54	0	149	8
18	Seedlings planted (Public and Forest Lands)	129	191	118	129	34	0	153	29
19	Road constructed- PMGSY	234	331	183	298	181	331	26	96
20	Villages electrified - DDUGJY	56	NA	NA	NA	19	1	146	79
21	Pumps sets energized	121	148	126	166	NA	0	213	73
22	Supply of Electricity	96	100	100	99	80	97	95	98

NA - Not Applicable

Table - B(Contd.)

STATE-WISE PERFORMANCE DURING April to December 2014 (PERCENT ACHIEVEMENT)

Item No.	Description	ALL							
		INDIA	MP	MAH	MANI	MEGH	MIZ	NAGA	ODIS.
1	Number of SHGs promoted (new and revived) during the financial year - NRLM	12	0	0	0	0	0	0	0
2	Number of SHGs provided Revolving Fund (RF) during the financial year - NRLM	14	0	0	0	0	0	0	0
3	Number of SHGs provided Community Investment Fund (CIF) during the financial year - NRLM	15	0	0	0	0	0	0	0
4	Food security-Targeted Public Distribution system (APL+BPL+AAY)	83	83	87	101	100	101	110	83
5	Food security-Targeted Public Distribution system (only AAY)	191	NA	NA	100	100	99	108	90
6	Food Security - Targeted Public Distribution System (Only BPL)	88	NA	NA	101	100	100	108	89
7	Food Security:National Food Security Act(Normal)-NFSA	NA	NA	NA	NA	NA	NA	NA	NA
8	Food Security:National Food Security Act(Tide Over)-NFSA	NA	NA	NA	NA	NA	NA	NA	NA
9	Houses constructed - IAY	82	73	40	144	104	5	0	9
10	Houses constructed - EWS/LIG	36	0	32	0	0	0	0	14
11	Habitations covered (Partially covered & Slipped back) - NRDWP	82	107	64	162	64	28	12	127
12	Coverage of water quality affected habitations - NRDWP	53	65	43	NA	115	NA	5	36
13	SC families assisted - under SCA to SCSP & NSFDC	571	0	101	0	0	0	NA	371
14	ICDS Blocks Operational (Cum.)	99	100	100	102	100	100	100	104
15	Anganwadis Functional (Cum.)	99	99	89	91	98	93	96	99
16	Urban Poor Families assisted under Seven Point Charter	658	0	129	0	151	0	0	158
17	Area Covered under Plantation (Public and Forest Lands)	95	0	73	107	65	0	0	92
18	Seedlings planted (Public and Forest Lands)	129	0	108	131	225	0	0	139
19	Road constructed- PMGSY	234	282	68	167	87	55	201	194
20	Villages electrified - DDUGJY	56	67	42	60	40	333	9	1
21	Pumps sets energized	121	0	NA	NA	NA	NA	NA	386
22	Supply of Electricity	96	99	99	96	84	93	95	98

NA - Not Applicable

Table - B(Contd.)

STATE-WISE PERFORMANCE DURING April to December 2014 (PERCENT ACHIEVEMENT)

Item No.	Description	ALL							
		INDIA	PUDU	PUN	RAJ	SIK	TN	TG	TRI
1	Number of SHGs promoted (new and revived) during the financial year - NRLM	12	NA	93	752	0	0	0	0
2	Number of SHGs provided Revolving Fund (RF) during the financial year - NRLM	14	NA	36	540	0	0	NA	0
3	Number of SHGs provided Community Investment Fund (CIF) during the financial year - NRLM	15	NA	10	589	0	0	NA	0
4	Food security-Targeted Public Distribution system (APL+BPL+AAY)	83	11	16	97	96	79	41	99
5	Food security-Targeted Public Distribution system (only AAY)	191	35	NA	NA	91	93	48	99
6	Food Security - Targeted Public Distribution System (Only BPL)	88	6	NA	NA	89	74	49	100
7	Food Security:National Food Security Act(Normal)-NFSA	NA	NA	NA	NA	NA	NA	NA	NA
8	Food Security:National Food Security Act(Tide Over)-NFSA	NA	NA	NA	NA	NA	NA	NA	NA
9	Houses constructed - IAY	82	58	7	93	45	48	19	483
10	Houses constructed - EWS/LIG	36	0	0	42	0	29	27	82
11	Habitations covered (Partially covered & Slipped back) - NRDWP	82	0	78	112	65	71	118	634
12	Coverage of water quality affected habitations - NRDWP	53	0	6	66	NA	29	197	72
13	SC families assisted - under SCA to SCSP & NSFDC	571	1,151	85	150	0	231	39	489
14	ICDS Blocks Operational (Cum.)	99	100	100	100	100	100	NA	100
15	Anganwadis Functional (Cum.)	99	100	100	98	99	99	NA	100
16	Urban Poor Families assisted under Seven Point Charter	658	0	74	75	1,567	142	16	0
17	Area Covered under Plantation (Public and Forest Lands)	95	85	60	173	61	96	NA	104
18	Seedlings planted (Public and Forest Lands)	129	131	60	171	43	96	NA	104
19	Road constructed- PMGSY	234	NA	182	299	190	876	NA	20
20	Villages electrified - DDUGJY	56	NA	NA	17	NA	0	NA	NA
21	Pumps sets energized	121	172	40	141	NA	57	NA	NA
22	Supply of Electricity	96	99	99	99	100	97	92	84

NA - Not Applicable

Table - B(Contd.)

STATE-WISE PERFORMANCE DURING April to December 2014 (PERCENT ACHIEVEMENT)

Item No.	Description	ALL							
		INDIA	UTTA.	UP	WB	A&N	CHND.	D&N	D&D
1	Number of SHGs promoted (new and revived) during the financial year - NRLM	12	0	0	0	NA	NA	NA	NA
2	Number of SHGs provided Revolving Fund (RF) during the financial year - NRLM	14	0	0	0	NA	NA	NA	NA
3	Number of SHGs provided Community Investment Fund (CIF) during the financial year - NRLM	15	0	0	0	NA	NA	NA	NA
4	Food security-Targeted Public Distribution system (APL+BPL+AAY)	83	99	82	97	64	86	128	14
5	Food security-Targeted Public Distribution system (only AAY)	191	131	89	88	125	NA	122	17
6	Food Security - Targeted Public Distribution System (Only BPL)	88	87	89	103	71	NA	115	28
7	Food Security:National Food Security Act(Normal)-NFSA	NA	NA	NA	NA	NA	NA	NA	NA
8	Food Security:National Food Security Act(Tide Over)-NFSA	NA	NA	NA	NA	NA	NA	NA	NA
9	Houses constructed - IAY	82	25	73	49	32	NA	0	3
10	Houses constructed - EWS/LIG	36	0	1	14	NA	0	0	NA
11	Habitations covered (Partially covered & Slipped back) - NRDWP	82	77	47	30	0	NA	NA	NA
12	Coverage of water quality affected habitations - NRDWP	53	11	9	126	NA	NA	NA	NA
13	SC families assisted - under SCA to SCSP & NSFDC	571	68	194	2,526	NA	983	0	0
14	ICDS Blocks Operational (Cum.)	99	100	99	96	100	100	100	100
15	Anganwadis Functional (Cum.)	99	95	99	109	100	100	99	95
16	Urban Poor Families assisted under Seven Point Charter	658	121	6	5,340	NA	21	0	NA
17	Area Covered under Plantation (Public and Forest Lands)	95	138	107	104	102	138	135	157
18	Seedlings planted (Public and Forest Lands)	129	219	270	253	71	86	328	961
19	Road constructed- PMGSY	234	172	448	110	NA	NA	NA	NA
20	Villages electrified - DDUGJY	56	NA	410	62	NA	NA	NA	NA
21	Pumps sets energized	121	116	84	655	NA	NA	0	206
22	Supply of Electricity	96	97	84	99	75	100	100	100

NA - Not Applicable

Table - B(Contd.)

STATE-WISE PERFORMANCE DURING April to December 2014 (PERCENT ACHIEVEMENT)

Item No.	Description	ALL	LAKS							
		INDIA	H							
1	Number of SHGs promoted (new and revived) during the financial year - NRLM	12	NA	NA	NA	NA	NA	NA	NA	NA
2	Number of SHGs provided Revolving Fund (RF) during the financial year - NRLM	14	NA	NA	NA	NA	NA	NA	NA	NA
3	Number of SHGs provided Community Investment Fund (CIF) during the financial year - NRLM	15	NA	NA	NA	NA	NA	NA	NA	NA
4	Food security-Targeted Public Distribution system (APL+BPL+AAY)	83	53	NA	NA	NA	NA	NA	NA	NA
5	Food security-Targeted Public Distribution system (only AAY)	191	144	NA	NA	NA	NA	NA	NA	NA
6	Food Security - Targeted Public Distribution System (Only BPL)	88	11	NA	NA	NA	NA	NA	NA	NA
7	Food Security:National Food Security Act(Normal)-NFSA	NA	NA	NA	NA	NA	NA	NA	NA	NA
8	Food Security:National Food Security Act(Tide Over)-NFSA	NA	NA	NA	NA	NA	NA	NA	NA	NA
9	Houses constructed - IAY	82	490	NA	NA	NA	NA	NA	NA	NA
10	Houses constructed - EWS/LIG	36	NA	NA	NA	NA	NA	NA	NA	NA
11	Habitations covered (Partially covered & Slipped back) - NRDWP	82	NA	NA	NA	NA	NA	NA	NA	NA
12	Coverage of water quality affected habitations - NRDWP	53	NA	NA	NA	NA	NA	NA	NA	NA
13	SC families assisted - under SCA to SCSP & NSFDC	571	NA	NA	NA	NA	NA	NA	NA	NA
14	ICDS Blocks Operational (Cum.)	99	100	NA	NA	NA	NA	NA	NA	NA
15	Anganwadis Functional (Cum.)	99	100	NA	NA	NA	NA	NA	NA	NA
16	Urban Poor Families assisted under Seven Point Charter	658	NA	NA	NA	NA	NA	NA	NA	NA
17	Area Covered under Plantation (Public and Forest Lands)	95	0	NA	NA	NA	NA	NA	NA	NA
18	Seedlings planted (Public and Forest Lands)	129	0	NA	NA	NA	NA	NA	NA	NA
19	Road constructed- PMGSY	234	NA	NA	NA	NA	NA	NA	NA	NA
20	Villages electrified - DDUGJY	56	NA	NA	NA	NA	NA	NA	NA	NA
21	Pumps sets energized	121	NA	NA	NA	NA	NA	NA	NA	NA
22	Supply of Electricity	96	100	NA	NA	NA	NA	NA	NA	NA

NA - Not Applicable

Table - C

Items in which the States/UTs performance is Very Good (90% and above),
Good (80% to 90%) and Poor (below 80%) during the period
April to December 2014

1. ANDHRA PRADESH

Very Good

Habitations covered (Partially covered & Slipped back) - NRDWP, SC families assisted - under SCA to SCSP & NSFDC, Urban Poor Families assisted under Seven Point Charter, Seedlings planted (Public and Forest Lands), Road constructed- PMGSY, Electricity supplied

Poor

Number of SHGs promoted (new and revived) during the financial year - NRLM, Food Security:Targeted Public Distribution System(TPDS), Food Security:Antodaya Anna Yojana(AAY), Food Security:Targeted Public Distribution System (Only BPL), Houses constructed - IAY, Houses constructed - EWS/LIG, Coverage of water quality affected habitations - NRDWP, ICDS Blocks Operational (Cum.), Anganwadis Functional (Cum.), Area Covered under Plantation (Public and Forest Lands), Pumps sets energized

2. ARUNACHAL PRADESH

Very Good

Food Security:Targeted Public Distribution System(TPDS), Food Security:Antodaya Anna Yojana(AAY), Food Security:Targeted Public Distribution System (Only BPL), Habitations covered (Partially covered & Slipped back) - NRDWP, ICDS Blocks Operational (Cum.), Anganwadis Functional (Cum.), Road constructed- PMGSY, Villages electrified - DDUGJY

Good

Electricity supplied

Poor

Number of SHGs promoted (new and revived) during the financial year - NRLM, Number of SHGs provided Revolving Fund (RF) during the financial year - NRLM, Houses constructed - IAY, Houses constructed - EWS/LIG, Coverage of water quality affected habitations - NRDWP, Urban Poor Families assisted under Seven Point Charter, Area Covered under Plantation (Public and Forest Lands), Seedlings planted (Public and Forest Lands)

3. ASSAM

Very Good

Food Security:Targeted Public Distribution System(TPDS), Food Security:Antodaya Anna Yojana(AAY), Food Security:Targeted Public Distribution System (Only BPL), SC families assisted - under SCA to SCSP & NSFDC, ICDS Blocks Operational (Cum.), Anganwadis Functional (Cum.), Road constructed- PMGSY, Electricity supplied

Good

Houses constructed - IAY, Urban Poor Families assisted under Seven Point Charter, Villages electrified - DDUGJY

Poor

Number of SHGs promoted (new and revived) during the financial year - NRLM, Number of SHGs provided Revolving Fund (RF) during the financial year - NRLM, Number of SHGs provided Community Investment Fund (CIF) during the financial year - NRLM, Houses constructed - EWS/LIG, Habitations covered (Partially covered & Slipped back) - NRDWP, Coverage of water quality affected habitations - NRDWP, Area Covered under Plantation (Public and Forest Lands), Seedlings planted (Public and Forest Lands)

4. BIHAR

Very Good

Houses constructed - IAY, Habitations covered (Partially covered & Slipped back) - NRDWP, ICDS Blocks Operational (Cum.), Anganwadis Functional (Cum.), Area Covered under Plantation (Public and Forest Lands), Seedlings planted (Public and Forest Lands), Road constructed- PMGSY, Pumps sets energized, Electricity supplied

Good

Villages electrified - DDUGJY

Poor

Number of SHGs promoted (new and revived) during the financial year - NRLM, Number of SHGs provided Revolving Fund (RF) during the financial year - NRLM, Number of SHGs provided Community Investment Fund (CIF) during the financial year - NRLM, Food Security:Targeted Public Distribution System(TPDS), Houses constructed - EWS/LIG, Coverage of water quality affected habitations - NRDWP, SC families assisted - under SCA to SCSP & NSFDC, Urban Poor Families assisted under Seven Point Charter

5. CHHATISGARH

Very Good

Food Security:Targeted Public Distribution System(TPDS), Houses constructed - IAY, Habitations covered (Partially covered & Slipped back) - NRDWP, Anganwadis Functional (Cum.), Area Covered under Plantation (Public and Forest Lands), Seedlings planted (Public and Forest Lands), Road constructed- PMGSY, Pumps sets energized, Electricity supplied

Good

Houses constructed - EWS/LIG

Poor

Number of SHGs promoted (new and revived) during the financial year - NRLM, Number of SHGs provided Revolving Fund (RF) during the financial year - NRLM, Number of SHGs provided Community Investment Fund (CIF) during the financial year - NRLM, Coverage of water quality affected habitations - NRDWP, SC families assisted - under SCA to SCSP & NSFDC, ICDS Blocks Operational (Cum.), Urban Poor Families assisted under Seven Point Charter, Villages electrified - DDUGJY

6. DELHI

Very Good

Food Security:Targeted Public Distribution System(TPDS), Houses constructed - EWS/LIG, ICDS Blocks Operational (Cum.), Anganwadis Functional (Cum.), Area Covered under Plantation (Public and Forest Lands), Seedlings planted (Public and Forest Lands), Electricity supplied

Poor

SC families assisted - under SCA to SCSP & NSFDC, Urban Poor Families assisted under Seven Point Charter

7. GOA

Very Good

Houses constructed - IAY, ICDS Blocks Operational (Cum.), Anganwadis Functional (Cum.), Area Covered under Plantation (Public and Forest Lands), Seedlings planted (Public and Forest Lands), Pumps sets energized, Electricity supplied

Good

Food Security:Targeted Public Distribution System(TPDS), Food Security:Antodaya Anna Yojana(AAY), Food Security:Targeted Public Distribution System (Only BPL)

Poor

SC families assisted - under SCA to SCSP & NSFDC

8. GUJARAT

Very Good

Food Security:Antodaya Anna Yojana(AAY), Food Security:Targeted Public Distribution System (Only BPL), Houses constructed - IAY, Habitations covered (Partially covered & Slipped back) - NRDWP, Coverage of water quality affected habitations - NRDWP, SC families assisted - under SCA to SCSP & NSFDC, ICDS Blocks Operational (Cum.), Anganwadis Functional (Cum.), Urban Poor Families assisted under Seven Point Charter, Area Covered under Plantation (Public and Forest Lands), Seedlings planted (Public and Forest Lands), Road constructed- PMGSY, Pumps sets energized, Electricity supplied

Good

Food Security:Targeted Public Distribution System(TPDS)

Poor

Number of SHGs promoted (new and revived) during the financial year - NRLM, Number of SHGs provided Revolving Fund (RF) during the financial year - NRLM, Number of SHGs provided Community Investment Fund (CIF) during the financial year - NRLM, Houses constructed - EWS/LIG

9. HARYANA

Very Good

Number of SHGs promoted (new and revived) during the financial year - NRLM, Food Security:Targeted Public Distribution System(TPDS), Houses constructed - EWS/LIG, Habitations covered (Partially covered & Slipped back) - NRDWP, SC families assisted - under SCA to SCSP & NSFDC, ICDS Blocks Operational (Cum.), Anganwadis Functional (Cum.), Urban Poor Families assisted under Seven Point Charter, Area Covered under Plantation (Public and Forest Lands), Seedlings planted (Public and Forest Lands), Road constructed- PMGSY, Pumps sets energized, Electricity supplied

Good

Number of SHGs provided Revolving Fund (RF) during the financial year - NRLM

Poor

Number of SHGs provided Community Investment Fund (CIF) during the financial year - NRLM, Houses constructed - IAY, Coverage of water quality affected habitations - NRDWP

10. HIMACHAL PRADESH

Very Good

Food Security:Targeted Public Distribution System(TPDS), Habitations covered (Partially covered & Slipped back) - NRDWP, SC families assisted - under SCA to SCSP & NSFDC, ICDS Blocks Operational (Cum.), Anganwadis Functional (Cum.), Area Covered under Plantation (Public and Forest Lands), Seedlings planted (Public and Forest Lands), Road constructed- PMGSY, Pumps sets energized, Electricity supplied

Poor

Number of SHGs promoted (new and revived) during the financial year - NRLM, Number of SHGs provided Revolving Fund (RF) during the financial year - NRLM, Number of SHGs provided Community Investment Fund (CIF) during the financial year - NRLM, Houses constructed - IAY, Houses constructed - EWS/LIG, Urban Poor Families assisted under Seven Point Charter

11. JAMMU AND KASHMIR

Very Good

Food Security:Antodaya Anna Yojana(AAY), ICDS Blocks Operational (Cum.), Anganwadis Functional (Cum.), Road constructed- PMGSY

Good

Food Security:Targeted Public Distribution System(TPDS), Food Security:Targeted Public Distribution System (Only BPL), Electricity supplied

Poor

Number of SHGs promoted (new and revived) during the financial year - NRLM, Number of SHGs provided Revolving Fund (RF) during the financial year - NRLM, Number of SHGs provided Community Investment Fund (CIF) during the financial year - NRLM, Houses constructed - IAY, Houses constructed - EWS/LIG, Habitations covered (Partially covered & Slipped back) - NRDWP, Coverage of water quality affected habitations - NRDWP, SC families assisted - under SCA to SCSP & NSFDC, Urban Poor Families assisted under Seven Point Charter, Area Covered under Plantation (Public and Forest Lands), Seedlings planted (Public and Forest Lands), Villages electrified - DDUGJY

12. JHARKHAND

Very Good

Food Security:Antodaya Anna Yojana(AAY), Food Security:Targeted Public Distribution System (Only BPL), Houses constructed - IAY, ICDS Blocks Operational (Cum.), Anganwadis Functional (Cum.), Road constructed- PMGSY, Electricity supplied

Poor

Number of SHGs promoted (new and revived) during the financial year - NRLM, Number of SHGs provided Revolving Fund (RF) during the financial year - NRLM, Number of SHGs provided Community Investment Fund (CIF) during the financial year - NRLM, Food Security:Targeted Public Distribution System(TPDS), Houses constructed - EWS/LIG, Habitations covered (Partially covered & Slipped back) - NRDWP, Coverage of water quality affected habitations - NRDWP, SC families assisted - under SCA to SCSP & NSFDC, Urban Poor Families assisted under Seven Point Charter, Area Covered under Plantation (Public and Forest Lands), Seedlings planted (Public and Forest Lands), Villages electrified - DDUGJY, Pumps sets energized

13. KARNATAKA

Very Good

Houses constructed - IAY, Houses constructed - EWS/LIG, Habitations covered (Partially covered & Slipped back) - NRDWP, SC families assisted - under SCA to SCSP & NSFDC, ICDS Blocks Operational (Cum.), Anganwadis Functional (Cum.), Urban Poor Families assisted under Seven Point Charter, Area Covered under Plantation (Public and Forest Lands), Seedlings planted (Public and Forest Lands), Villages electrified - DDUGJY, Pumps sets energized, Electricity supplied

Good

Food Security:Targeted Public Distribution System(TPDS)

Poor

Number of SHGs promoted (new and revived) during the financial year - NRLM, Number of SHGs provided Revolving Fund (RF) during the financial year - NRLM, Number of SHGs provided Community Investment Fund (CIF) during the financial year - NRLM, Coverage of water quality affected habitations - NRDWP, Road constructed- PMGSY

14. KERALA

Very Good

Food Security:Targeted Public Distribution System(TPDS), Food Security:Antodaya Anna Yojana(AAY), Food Security:Targeted Public Distribution System (Only BPL), Houses constructed - IAY, SC families assisted - under SCA to SCSP & NSFDC, ICDS Blocks Operational (Cum.), Anganwadis Functional (Cum.), Urban Poor Families assisted under Seven Point Charter, Road constructed- PMGSY, Electricity supplied

Poor

Number of SHGs promoted (new and revived) during the financial year - NRLM, Number of SHGs provided Revolving Fund (RF) during the financial year - NRLM, Number of SHGs provided Community Investment Fund (CIF) during the financial year - NRLM, Houses constructed - EWS/LIG, Habitations covered (Partially covered & Slipped back) - NRDWP, Coverage of water quality affected habitations - NRDWP, Area Covered under Plantation (Public and Forest Lands), Seedlings planted (Public and Forest Lands), Villages electrified - DDUGJY, Pumps sets energized

15. MADHYA PRADESH

Very Good

Habitations covered (Partially covered & Slipped back) - NRDWP, ICDS Blocks Operational (Cum.), Anganwadis Functional (Cum.), Road constructed- PMGSY, Electricity supplied

Good

Food Security:Targeted Public Distribution System(TPDS)

Poor

Number of SHGs promoted (new and revived) during the financial year - NRLM, Number of SHGs provided Revolving Fund (RF) during the financial year - NRLM, Number of SHGs provided Community Investment Fund (CIF) during the financial year - NRLM, Houses constructed - IAY, Houses constructed - EWS/LIG, Coverage of water quality affected habitations - NRDWP, SC families assisted - under SCA to SCSP & NSFDC, Urban Poor Families assisted under Seven Point Charter, Area Covered under Plantation (Public and Forest Lands), Seedlings planted (Public and Forest Lands), Villages electrified - DDUGJY, Pumps sets energized

16. MAHARASHTRA

Very Good

SC families assisted - under SCA to SCSP & NSFDC, ICDS Blocks Operational (Cum.), Urban Poor Families assisted under Seven Point Charter, Seedlings planted (Public and Forest Lands), Electricity supplied

Good

Food Security:Targeted Public Distribution System(TPDS), Anganwadis Functional (Cum.)

Poor

Number of SHGs promoted (new and revived) during the financial year - NRLM, Number of SHGs provided Revolving Fund (RF) during the financial year - NRLM, Number of SHGs provided Community Investment Fund (CIF) during the financial year - NRLM, Houses constructed - IAY, Houses constructed - EWS/LIG, Habitations covered (Partially covered & Slipped back) - NRDWP, Coverage of water quality affected habitations - NRDWP, Area Covered under Plantation (Public and Forest Lands), Road constructed- PMGSY, Villages electrified - DDUGJY

17. MANIPUR

Very Good

Food Security:Targeted Public Distribution System(TPDS), Food Security:Antodaya Anna Yojana(AAY), Food Security:Targeted Public Distribution System (Only BPL), Houses constructed - IAY, Habitations covered (Partially covered & Slipped back) - NRDWP, ICDS Blocks Operational (Cum.), Anganwadis Functional (Cum.), Area Covered under Plantation (Public and Forest Lands), Seedlings planted (Public and Forest Lands), Road constructed- PMGSY, Electricity supplied

Poor

Number of SHGs promoted (new and revived) during the financial year - NRLM, Number of SHGs provided Revolving Fund (RF) during the financial year - NRLM, Number of SHGs provided Community Investment Fund (CIF) during the financial year - NRLM, Houses constructed - EWS/LIG, SC families assisted - under SCA to SCSP & NSFDC, Urban Poor Families assisted under Seven Point Charter, Villages electrified - DDUGJY

18. MEGHALAYA

Very Good

Food Security:Targeted Public Distribution System(TPDS), Food Security:Antodaya Anna Yojana(AAY), Food Security:Targeted Public Distribution System (Only BPL), Houses constructed - IAY, Coverage of water quality affected habitations - NRDWP, ICDS Blocks Operational (Cum.), Anganwadis Functional (Cum.), Urban Poor Families assisted under Seven Point Charter, Seedlings planted (Public and Forest Lands)

Good

Road constructed- PMGSY, Electricity supplied

Poor

Number of SHGs promoted (new and revived) during the financial year - NRLM, Number of SHGs provided Revolving Fund (RF) during the financial year - NRLM, Number of SHGs provided Community Investment Fund (CIF) during the financial year - NRLM, Houses constructed - EWS/LIG, Habitations covered (Partially covered & Slipped back) - NRDWP, SC families assisted - under SCA to SCSP & NSFDC, Area Covered under Plantation (Public and Forest Lands), Villages electrified - DDUGJY

19. MIZORAM

Very Good

Food Security:Targeted Public Distribution System(TPDS), Food Security:Antodaya Anna Yojana(AAY), Food Security:Targeted Public Distribution System (Only BPL), ICDS Blocks Operational (Cum.), Anganwadis Functional (Cum.), Villages electrified - DDUGJY, Electricity supplied

Poor

Number of SHGs promoted (new and revived) during the financial year - NRLM, Number of SHGs provided Revolving Fund (RF) during the financial year - NRLM, Number of SHGs provided Community Investment Fund (CIF) during the financial year - NRLM, Houses constructed - IAY, Houses constructed - EWS/LIG, Habitations covered (Partially covered & Slipped back) - NRDWP, SC families assisted - under SCA to SCSP & NSFDC, Urban Poor Families assisted under Seven Point Charter, Area Covered under Plantation (Public and Forest Lands), Seedlings planted (Public and Forest Lands), Road constructed-PMGSY

20. NAGALAND

Very Good

Food Security:Targeted Public Distribution System(TPDS), Food Security:Antodaya Anna Yojana(AAY), Food Security:Targeted Public Distribution System (Only BPL), ICDS Blocks Operational (Cum.), Anganwadis Functional (Cum.), Road constructed- PMGSY, Electricity supplied

Poor

Number of SHGs promoted (new and revived) during the financial year - NRLM, Number of SHGs provided Revolving Fund (RF) during the financial year - NRLM, Number of SHGs provided Community Investment Fund (CIF) during the financial year - NRLM, Houses constructed - IAY, Houses constructed - EWS/LIG, Habitations covered (Partially covered & Slipped back) - NRDWP, Coverage of water quality affected habitations - NRDWP, Urban Poor Families assisted under Seven Point Charter, Area Covered under Plantation (Public and Forest Lands), Seedlings planted (Public and Forest Lands), Villages electrified - DDUGJY

21. ODISHA

Very Good

Food Security:Antodaya Anna Yojana(AAY), Habitations covered (Partially covered & Slipped back) - NRDWP, SC families assisted - under SCA to SCSP & NSFDC, ICDS Blocks Operational (Cum.), Anganwadis Functional (Cum.), Urban Poor Families assisted under Seven Point Charter, Area Covered under Plantation (Public and Forest Lands), Seedlings planted (Public and Forest Lands), Road constructed- PMGSY, Pumps sets energized, Electricity supplied

Good

Food Security:Targeted Public Distribution System(TPDS), Food Security:Targeted Public Distribution System (Only BPL)

Poor

Number of SHGs promoted (new and revived) during the financial year - NRLM, Number of SHGs provided Revolving Fund (RF) during the financial year - NRLM, Number of SHGs provided Community Investment Fund (CIF) during the financial year - NRLM, Houses constructed - IAY, Houses constructed - EWS/LIG, Coverage of water quality affected habitations - NRDWP, Villages electrified - DDUGJY

22. PUDUCHERRY

Very Good

SC families assisted - under SCA to SCSP & NSFDC, ICDS Blocks Operational (Cum.), Anganwadis Functional (Cum.), Seedlings planted (Public and Forest Lands), Pumps sets energized, Electricity supplied

Good

Area Covered under Plantation (Public and Forest Lands)

Poor

Food Security:Targeted Public Distribution System(TPDS), Food Security:Antodaya Anna Yojana(AAY), Food Security:Targeted Public Distribution System (Only BPL), Houses constructed - IAY, Houses constructed - EWS/LIG, Habitations covered (Partially covered & Slipped back) - NRDWP, Coverage of water quality affected habitations - NRDWP, Urban Poor Families assisted under Seven Point Charter

23. PUNJAB

Very Good

Number of SHGs promoted (new and revived) during the financial year - NRLM, ICDS Blocks Operational (Cum.), Anganwadis Functional (Cum.), Road constructed- PMGSY, Electricity supplied

Good

SC families assisted - under SCA to SCSP & NSFDC

Poor

Number of SHGs provided Revolving Fund (RF) during the financial year - NRLM, Number of SHGs provided Community Investment Fund (CIF) during the financial year - NRLM, Food Security:Targeted Public Distribution System(TPDS), Houses constructed - IAY, Houses constructed - EWS/LIG, Habitations covered (Partially covered & Slipped back) - NRDWP, Coverage of water quality affected habitations - NRDWP, Urban Poor Families assisted under Seven Point Charter, Area Covered under Plantation (Public and Forest Lands), Seedlings planted (Public and Forest Lands), Pumps sets energized

24. RAJASTHAN

Very Good

Number of SHGs promoted (new and revived) during the financial year - NRLM, Number of SHGs provided Revolving Fund (RF) during the financial year - NRLM, Number of SHGs provided Community Investment Fund (CIF) during the financial year - NRLM, Food Security:Targeted Public Distribution System(TPDS), Houses constructed - IAY, Habitations covered (Partially covered & Slipped back) - NRDWP, SC families assisted - under SCA to SCSP & NSFDC, ICDS Blocks Operational (Cum.), Anganwadis Functional (Cum.), Area Covered under Plantation (Public and Forest Lands), Seedlings planted (Public and Forest Lands), Road constructed- PMGSY, Pumps sets energized, Electricity supplied

Poor

Houses constructed - EWS/LIG, Coverage of water quality affected habitations - NRDWP, Urban Poor Families assisted under Seven Point Charter, Villages electrified - DDUGJY

25. SIKKIM

Very Good

Food Security:Targeted Public Distribution System(TPDS), Food Security:Antodaya Anna Yojana(AAY), ICDS Blocks Operational (Cum.), Anganwadis Functional (Cum.), Urban Poor Families assisted under Seven Point Charter, Road constructed- PMGSY, Electricity supplied

Good

Food Security:Targeted Public Distribution System (Only BPL)

Poor

Number of SHGs promoted (new and revived) during the financial year - NRLM, Number of SHGs provided Revolving Fund (RF) during the financial year - NRLM, Number of SHGs provided Community Investment Fund (CIF) during the financial year - NRLM, Houses constructed - IAY, Houses constructed - EWS/LIG, Habitations covered (Partially covered & Slipped back) - NRDWP, SC families assisted - under SCA to SCSP & NSFDC, Area Covered under Plantation (Public and Forest Lands), Seedlings planted (Public and Forest Lands)

26. TAMIL NADU

Very Good

Food Security:Antodaya Anna Yojana(AAY), SC families assisted - under SCA to SCSP & NSFDC, ICDS Blocks Operational (Cum.), Anganwadis Functional (Cum.), Urban Poor Families assisted under Seven Point Charter, Area Covered under Plantation (Public and Forest Lands), Seedlings planted (Public and Forest Lands), Road constructed- PMGSY, Electricity supplied

Poor

Number of SHGs promoted (new and revived) during the financial year - NRLM, Number of SHGs provided Revolving Fund (RF) during the financial year - NRLM, Number of SHGs provided Community Investment Fund (CIF) during the financial year - NRLM, Food Security:Targeted Public Distribution System(TPDS), Food Security:Targeted Public Distribution System (Only BPL), Houses constructed - IAY, Houses constructed - EWS/LIG, Habitations covered (Partially covered & Slipped back) - NRDWP, Coverage of water quality affected habitations - NRDWP, Villages electrified - DDUGJY, Pumps sets energized

27. TELANGANA

Very Good

Habitations covered (Partially covered & Slipped back) - NRDWP, Coverage of water quality affected habitations - NRDWP, Electricity supplied

Poor

Number of SHGs promoted (new and revived) during the financial year - NRLM, Food Security:Targeted Public Distribution System(TPDS), Food Security:Antodaya Anna Yojana(AAY), Food Security:Targeted Public Distribution System (Only BPL), Houses constructed - IAY, Houses constructed - EWS/LIG, SC families assisted - under SCA to SCSP & NSFDC, Urban Poor Families assisted under Seven Point Charter

28. TRIPURA

Very Good

Food Security:Targeted Public Distribution System(TPDS), Food Security:Antodaya Anna Yojana(AAY), Food Security:Targeted Public Distribution System (Only BPL), Houses constructed - IAY, Habitations covered (Partially covered & Slipped back) - NRDWP, SC families assisted - under SCA to SCSP & NSFDC, ICDS Blocks Operational (Cum.), Anganwadis Functional (Cum.), Area Covered under Plantation (Public and Forest Lands), Seedlings planted (Public and Forest Lands)

Good

Houses constructed - EWS/LIG, Electricity supplied

Poor

Number of SHGs promoted (new and revived) during the financial year - NRLM, Number of SHGs provided Revolving Fund (RF) during the financial year - NRLM, Number of SHGs provided Community Investment Fund (CIF) during the financial year - NRLM, Coverage of water quality affected habitations - NRDWP, Urban Poor Families assisted under Seven Point Charter, Road constructed- PMGSY

29. UTTARAKHAND

Very Good

Food Security:Targeted Public Distribution System(TPDS), Food Security:Antodaya Anna Yojana(AAY), ICDS Blocks Operational (Cum.), Anganwadis Functional (Cum.), Urban Poor Families assisted under Seven Point Charter, Area Covered under Plantation (Public and Forest Lands), Seedlings planted (Public and Forest Lands), Road constructed- PMGSY, Pumps sets energized, Electricity supplied

Good

Food Security:Targeted Public Distribution System (Only BPL)

Poor

Number of SHGs promoted (new and revived) during the financial year - NRLM, Number of SHGs provided Revolving Fund (RF) during the financial year - NRLM, Number of SHGs provided Community Investment Fund (CIF) during the financial year - NRLM, Houses constructed - IAY, Houses constructed - EWS/LIG, Habitations covered (Partially covered & Slipped back) - NRDWP, Coverage of water quality affected habitations - NRDWP, SC families assisted - under SCA to SCSP & NSFDC

30. UTTAR PRADESH

Very Good

SC families assisted - under SCA to SCSP & NSFDC, ICDS Blocks Operational (Cum.), Anganwadis Functional (Cum.), Area Covered under Plantation (Public and Forest Lands), Seedlings planted (Public and Forest Lands), Road constructed- PMGSY, Villages electrified - DDUGJY

Good

Food Security:Targeted Public Distribution System(TPDS), Food Security:Antodaya Anna Yojana(AAY), Food Security:Targeted Public Distribution System (Only BPL), Pumps sets energized, Electricity supplied

Poor

Number of SHGs promoted (new and revived) during the financial year - NRLM, Number of SHGs provided Revolving Fund (RF) during the financial year - NRLM, Number of SHGs provided Community Investment Fund (CIF) during the financial year - NRLM, Houses constructed - IAY, Houses constructed - EWS/LIG, Habitations covered (Partially covered & Slipped back) - NRDWP, Coverage of water quality affected habitations - NRDWP, Urban Poor Families assisted under Seven Point Charter

31. WEST BENGAL

Very Good

Food Security:Targeted Public Distribution System(TPDS), Food Security:Targeted Public Distribution System (Only BPL), Coverage of water quality affected habitations - NRDWP, SC families assisted - under SCA to SCSP & NSFDC, ICDS Blocks Operational (Cum.), Anganwadis Functional (Cum.), Urban Poor Families assisted under Seven Point Charter, Area Covered under Plantation (Public and Forest Lands), Seedlings planted (Public and Forest Lands), Road constructed- PMGSY, Pumps sets energized, Electricity supplied

Good

Food Security:Antodaya Anna Yojana(AAY)

Poor

Number of SHGs promoted (new and revived) during the financial year - NRLM, Number of SHGs provided Revolving Fund (RF) during the financial year - NRLM, Number of SHGs provided Community Investment Fund (CIF) during the financial year - NRLM, Houses constructed - IAY, Houses constructed - EWS/LIG, Habitations covered (Partially covered & Slipped back) - NRDWP, Villages electrified - DDUGJY

32. ANDAMAN AND NICOBAR ISLANDS

Very Good

Food Security:Antodaya Anna Yojana(AAY), ICDS Blocks Operational (Cum.), Anganwadis Functional (Cum.), Area Covered under Plantation (Public and Forest Lands)

Poor

Food Security:Targeted Public Distribution System(TPDS), Food Security:Targeted Public Distribution System (Only BPL), Houses constructed - IAY, Habitations covered (Partially covered & Slipped back) - NRDWP, Seedlings planted (Public and Forest Lands), Electricity supplied

33. CHANDIGARH

Very Good

SC families assisted - under SCA to SCSP & NSFDC, ICDS Blocks Operational (Cum.), Anganwadis Functional (Cum.), Area Covered under Plantation (Public and Forest Lands), Electricity supplied

Good

Food Security:Targeted Public Distribution System(TPDS), Seedlings planted (Public and Forest Lands)

Poor

Houses constructed - EWS/LIG, Urban Poor Families assisted under Seven Point Charter

34. DADRA AND NAGAR HAVELI

Very Good

Food Security:Targeted Public Distribution System(TPDS), Food Security:Antodaya Anna Yojana(AAY), Food Security:Targeted Public Distribution System (Only BPL), ICDS Blocks Operational (Cum.), Anganwadis Functional (Cum.), Area Covered under Plantation (Public and Forest Lands), Seedlings planted (Public and Forest Lands), Electricity supplied

Poor

Houses constructed - IAY, Houses constructed - EWS/LIG, SC families assisted - under SCA to SCSP & NSFDC, Urban Poor Families assisted under Seven Point Charter, Pumps sets energized

35. DAMAN AND DIU

Very Good

ICDS Blocks Operational (Cum.), Anganwadis Functional (Cum.), Area Covered under Plantation (Public and Forest Lands), Seedlings planted (Public and Forest Lands), Pumps sets energized, Electricity supplied

Poor

Food Security:Targeted Public Distribution System(TPDS), Food Security:Antodaya Anna Yojana(AAY), Food Security:Targeted Public Distribution System (Only BPL), Houses constructed - IAY, SC families assisted - under SCA to SCSP & NSFDC

36. LAKSHADWEEP

Very Good

Food Security:Antodaya Anna Yojana(AAY), Houses constructed - IAY, ICDS Blocks Operational (Cum.), Anganwadis Functional (Cum.), Electricity supplied

Poor

Food Security:Targeted Public Distribution System(TPDS), Food Security:Targeted Public Distribution System (Only BPL), Area Covered under Plantation (Public and Forest Lands), Seedlings planted (Public and Forest Lands)

TWENTY POINT PROGRAMME - 2006

PART - II

ITEM-WISE PERFORMANCE

Table - 1

Employment generation under the NREG Scheme

Sl. No.	State/UT Name	No. of job cards issued		Employment generated		Wages given	
		(Number) April 2014-December 2014	Achievement till September 2014	(Number) April 2014-December 2014	Achievement till September 2014	(Rupees) April 2014-December 2014	Achievement till September 2014
(1)	(2)	(3)	(4)	(5)	(6)	(7)	(8)
1	ANDHRA PRADESH	1,72,430	1,14,469	13,17,00,000	12,52,88,000	15,56,37,81,000	19,01,72,40,000
2	ARUNACHAL PRADESH	5752 *	40	0	0	0	0
3	ASSAM	47,715	3,852	1,50,99,000	84,88,000	2,42,78,91,000	1,37,01,58,000
4	BIHAR	74939 *	0	3,31,19,100	2,89,59,400	4,92,72,16,000	4,18,46,85,000
5	CHHATISGARH	0 @	NR	5,50,38,000	NR	11,25,01,00,000	NR
6	GOA	936	496	1,42,256	1,07,896	2,76,42,000	1,95,67,000
7	GUJARAT	0 @	0	1,37,50,000	1,08,23,000	3,84,88,39,000	3,27,99,39,000
8	HARYANA	0 @	0	44,21,000	34,17,000	1,02,87,23,000	92,99,00,000
9	HIMACHAL PRADESH	652	0	1,39,52,000	84,16,000	2,23,83,45,000	1,55,12,15,000
10	JAMMU AND KASHMIR	22,701	18,098	80,92,001	35,74,000	2,81,10,00,000	1,00,85,00,000
11	JHARKHAND	NR	NR	0	NR	0	NR
12	KARNATAKA	2,55,246	2,26,508	2,88,55,000	1,96,31,000	9,61,04,41,000	6,60,80,86,000
13	KERALA	1,42,198	76,198	2,92,82,355	1,24,39,809	9,94,24,85,000	6,57,87,89,000
14	MADHYA PRADESH	NR	NR	0	NR	0	NR
15	MAHARASHTRA	1,67,346	60,702	3,97,60,965	3,30,33,839	7,25,68,59,000	5,93,22,27,000
16	MANIPUR	7,277	2,419	79,56,000	45,85,000	1,39,22,99,000	98,12,02,000
17	MEGHALAYA	10,521	2,498	65,91,000	17,25,723	46,65,00,000	46,65,00,000
18	MIZORAM	6711 *	NR	0	NR	0	NR
19	NAGALAND	8375 *	2,885	0	0	0	0
20	ODISHA	93,762	52,855	3,58,36,000	2,64,94,000	6,34,36,25,000	4,54,64,45,000
21	PUDUCHERRY	236 #	236	2,30,160	NR	4,55,00,000	NR
22	PUNJAB	19005 \$	26,338	50,43,163	43,61,000	1,34,83,78,000	91,33,78,000
23	RAJASTHAN	0 @	0	13,98,25,000	11,19,15,000	18,23,01,76,000	15,03,05,80,000
24	SIKKIM	1,382	1,099	16,14,007	12,36,792	34,96,69,000	14,53,05,000
25	TAMIL NADU	2,73,433	2,34,850	21,50,39,000	19,66,18,000	26,64,65,19,000	24,19,28,49,000
26	TELANGANA	69,252	55,676	8,87,59,000	8,49,54,000	9,36,77,55,000	8,90,08,82,000
27	TRIPURA	9,522	7,250	1,94,15,217	1,01,91,522	2,63,67,00,000	99,47,25,400
28	UTTARAKHAND	10,539	2,890	85,65,800	37,85,200	1,31,99,26,000	69,13,26,000
29	UTTAR PRADESH	1,65,419	42,408	7,31,13,113	4,65,56,000	12,27,68,33,000	7,93,63,55,000
30	WEST BENGAL	96,876	60,077	20,09,36,000	17,21,49,000	28,43,97,63,000	24,88,87,95,000
31	ANDAMAN AND NICOBAR ISLANDS	1734 *	535	2,65,407	2,65,407	6,43,65,000	6,43,65,000
32	DADRA AND NAGAR HAVELI	0	0	1,754	1,754	22,79,000	1,75,350
33	LAKSHADWEEP	30 *	7	4,956	1,489	9,70,000	2,74,000
Grand Total		16,63,989	9,92,386	1,17,64,07,254	91,90,17,831	1,79,86,45,79,000	1,40,23,34,62,750

Note: NR: Not reported

Previous quarter figures have been repeated

* Figures have been reconciled with that of MoRD

\$ State has downward revised the figure

@ Both state & MoRD have provided negative figure therefore zero figure has been accepted.

Table - 2(A)

National Rural Livelihood Mission (NRLM)
Number of SHGs promoted (new and revived) during the financial year
(Unit: Number)

Sl. No.	State/UT Name	Target		Achievement	Percent Achievement
		2014-2015	April 2014-December 2014	April 2014-December 2014	April 2014-December 2014
(1)	(2)	(3)	(4)	(5)	(5)/(4)
1	ANDHRA PRADESH	3,000	1,950	0	0
2	ARUNACHAL PRADESH	336	219	0	0
3	ASSAM	8,450	5,492	0	0
4	BIHAR	46,200	30,030	0	0
5	CHHATISGARH	4,160	2,703	0	0
6	GUJARAT	19,283	12,532	0	0
7	HARYANA	2,500	1,626	1,688	104
8	HIMACHAL PRADESH	434	282	0	0
9	JAMMU AND KASHMIR	8,640	5,616	0	0
10	JHARKHAND	10,846	7,048	0	0
11	KARNATAKA	9,000	5,850	0	0
12	KERALA	5,300	3,444	0	0
13	MADHYA PRADESH	20,000	12,999	0	0
14	MAHARASHTRA	18,000	11,700	0	0
15	MANIPUR	360	234	0	0
16	MEGHALAYA	550	360	0	0
17	MIZORAM	725	471	0	0
18	NAGALAND	1,645	1,071	0	0
19	ODISHA	32,910	21,391	0	0
20	PUNJAB	600	390	363	93
21	RAJASTHAN	4,080	2,652	19,944	752
22	SIKKIM	108	69	0	0
23	TAMIL NADU	41,770	27,149	0	0
24	TELANGANA	2,000	1,299	0	0
25	TRIPURA	680	441	0	0
26	UTTARAKHAND	650	423	0	0
27	UTTAR PRADESH	6,980	4,536	0	0
28	WEST BENGAL	30,500	19,824	0	0
<i>Grand Total</i>		2,79,707	1,81,801	21,995	12

Very Good:(90% or above of targets)

HARYANA, PUNJAB, RAJASTHAN

Poor:(Below 80% of targets)

ANDHRA PRADESH, ARUNACHAL PRADESH, ASSAM, BIHAR, CHHATISGARH, GUJARAT, HIMACHAL PRADESH, JAMMU AND KASHMIR, JHARKHAND, KARNATAKA, KERALA, MADHYA PRADESH, MAHARASHTRA, MANIPUR, MEGHALAYA, MIZORAM, NAGALAND, ODISHA, SIKKIM, TAMIL NADU, TELANGANA, TRIPURA, UTTARAKHAND, UTTAR PRADESH, WEST BENGAL

Note: SGSY has been replaced by NRLM w.e.f 2014-15. Only Haryana, Manipur, Punjab & Rajasthan have furnished the information, for rest of the states zero figure has been considered

Table - 2(B)

National Rural Livelihood Mission (NRLM)
Number of SHGs provided Revolving Fund (RF) during the financial year
(Unit: Number)

Sl. No.	State/UT Name	Target		Achievement	Percent Achievement
		2014-2015	April 2014-December 2014	April 2014-December 2014	April 2014-December 2014
(1)	(2)	(3)	(4)	(5)	(5)/(4)
1	ANDHRA PRADESH	-	-	0	-
2	ARUNACHAL PRADESH	202	129	0	0
3	ASSAM	7,895	5,133	0	0
4	BIHAR	22,400	14,559	0	0
5	CHHATISGARH	2,640	1,716	0	0
6	GUJARAT	4,751	3,090	0	0
7	HARYANA	1,260	819	720	88
8	HIMACHAL PRADESH	300	195	0	0
9	JAMMU AND KASHMIR	7,200	4,680	0	0
10	JHARKHAND	8,863	5,760	0	0
11	KARNATAKA	4,500	2,925	0	0
12	KERALA	3,700	2,406	0	0
13	MADHYA PRADESH	12,000	7,800	0	0
14	MAHARASHTRA	5,734	3,726	0	0
15	MANIPUR	360	234	0	0
16	MEGHALAYA	490	321	0	0
17	MIZORAM	135	90	0	0
18	NAGALAND	429	279	0	0
19	ODISHA	4,740	3,081	0	0
20	PUNJAB	520	339	123	36
21	RAJASTHAN	3,100	2,016	10,890	540
22	SIKKIM	54	36	0	0
23	TAMIL NADU	10,000	6,501	0	0
24	TELANGANA	-	-	0	-
25	TRIPURA	1,130	735	0	0
26	UTTARAKHAND	200	129	0	0
27	UTTAR PRADESH	4,187	2,721	0	0
28	WEST BENGAL	26,500	17,226	0	0
Grand Total		1,33,290	86,646	11,733	14

Very Good:(90% or above of targets)

RAJASTHAN

Good:(Between 80% to 90% targets)

HARYANA

Poor:(Below 80% of targets)

ARUNACHAL PRADESH, ASSAM, BIHAR, CHHATISGARH, GUJARAT, HIMACHAL PRADESH, JAMMU AND KASHMIR, JHARKHAND, KARNATAKA, KERALA, MADHYA PRADESH, MAHARASHTRA, MANIPUR, MEGHALAYA, MIZORAM, NAGALAND, ODISHA, PUNJAB, SIKKIM, TAMIL NADU, TRIPURA, UTTARAKHAND, UTTAR PRADESH, WEST BENGAL

Note: SGSY has been replaced by NRLM w.e.f 2014-15. Only Haryana, Manipur, Punjab & Rajasthan have furnished the information, for rest of the states zero figure has been considered

Table - 2(C)

National Rural Livelihood Mission (NRLM)
Number of SHGs provided Community Investment Fund (CIF) during the financial year
(Unit: Number)

Sl. No.	State/UT Name	Target		Achievement	Percent Achievement
		2014-2015	April 2014-December 2014	April 2014-December 2014	April 2014-December 2014
(1)	(2)	(3)	(4)	(5)	(5)/(4)
1	ANDHRA PRADESH	-	-	0	-
2	ARUNACHAL PRADESH	-	-	0	-
3	ASSAM	1,760	1,143	0	0
4	BIHAR	22,400	14,559	0	0
5	CHHATISGARH	2,080	1,353	0	0
6	GUJARAT	3,168	2,058	0	0
7	HARYANA	1,000	651	412	63
8	HIMACHAL PRADESH	150	99	0	0
9	JAMMU AND KASHMIR	4,500	2,925	0	0
10	JHARKHAND	4,468	2,904	0	0
11	KARNATAKA	900	587	0	0
12	KERALA	444	288	0	0
13	MADHYA PRADESH	13,000	8,451	0	0
14	MAHARASHTRA	2,200	1,431	0	0
15	MANIPUR	180	117	0	0
16	MEGHALAYA	490	321	0	0
17	MIZORAM	174	114	0	0
18	NAGALAND	218	144	0	0
19	ODISHA	6,636	4,314	0	0
20	PUNJAB	250	165	16	10
21	RAJASTHAN	1,800	1,170	6,892	589
22	SIKKIM	54	36	0	0
23	TAMIL NADU	4,814	3,129	0	0
24	TELANGANA	-	-	0	-
25	TRIPURA	566	369	0	0
26	UTTARAKHAND	50	33	0	0
27	UTTAR PRADESH	3,512	2,283	0	0
28	WEST BENGAL	1,000	651	0	0
Grand Total		75,814	49,295	7,320	15

Very Good:(90% or above of targets)

RAJASTHAN

Poor:(Below 80% of targets)

ASSAM, BIHAR, CHHATISGARH, GUJARAT, HARYANA, HIMACHAL PRADESH, JAMMU AND KASHMIR, JHARKHAND, KARNATAKA, KERALA, MADHYA PRADESH, MAHARASHTRA, MANIPUR, MEGHALAYA, MIZORAM, NAGALAND, ODISHA, PUNJAB, SIKKIM, TAMIL NADU, TRIPURA, UTTARAKHAND, UTTAR PRADESH, WEST BENGAL

Note: SGSY has been replaced by NRLM w.e.f 2014-15. Only Haryana, Manipur, Punjab & Rajasthan have furnished the information, for rest of the states zero figure has been considered

Table - 3(A)

Distribution of waste land to the landless
(Unit: Hectare)

Sl. No.	State/UT Name	Total Land Distributed (Hectare)	
		April 2014-December 2014	Achievement till September 2014
(1)	(2)	(3)	(4)
1	ANDHRA PRADESH	20,720	227
2	ARUNACHAL PRADESH	NR	0
3	ASSAM	0	0
4	BIHAR	76	21
5	CHHATISGARH	24,125	NR
6	DELHI	0	0
7	GOA	0	0
8	GUJARAT	0	0
9	HARYANA	0	0
10	JAMMU AND KASHMIR	0	0
11	JHARKHAND	NR	NR
12	KARNATAKA	0	0
13	KERALA	0	0
14	MADHYA PRADESH	NR	NR
15	MAHARASHTRA	0	0
16	MANIPUR	0	0
17	MEGHALAYA	0	0
18	MIZORAM	NR	NR
19	NAGALAND	NR	0
20	ODISHA	8,378	7,847
21	PUDUCHERRY	0	NR
22	PUNJAB	0	0
23	RAJASTHAN	0	0
24	SIKKIM	0	0
25	TAMIL NADU	0	0
26	TELANGANA	406	215
27	TRIPURA	0	0
28	UTTARAKHAND	0	0
29	UTTAR PRADESH	755	564
30	WEST BENGAL	360	296
31	ANDAMAN AND NICOBAR ISLANDS	NR	0
32	CHANDIGARH	0	0
33	DADRA AND NAGAR HAVELI	0	0
34	DAMAN AND DIU	0	0
35	LAKSHADWEEP	0	0
Grand Total		54,820	9,170

Note: NR: Not reported

Table - 3(B)

Distribution of waste land to the landless

Sl. No.	State/UT Name	Land Distributed to SC		Land Distributed to ST		Land Distributed to Others	
		(Hectare) April 2014- December 2014	Achievement till September 2014	(Hectare) April 2014- December 2014	Achievement till September 2014	(Hectare) April 2014- December 2014	Achievement till September 2014
(1)	(2)	(3)	(4)	(5)	(6)	(7)	(8)
1	ANDHRA PRADESH	4,184	42	6,167	162	10,369	23
2	ARUNACHAL PRADESH	0	0	0	0	0	0
3	ASSAM	0	0	0	0	0	0
4	BIHAR	76	0	0	1 #	76	1 #
5	CHHATISGARH	4,197	NR	11,761	NR	8,168	NR
6	DELHI	0	0	0	0	0	0
7	GOA	0	0	0	0	0	0
8	GUJARAT	0	0	0	0	0	0
9	HARYANA	0	0	0	0	0	0
10	JAMMU AND KASHMIR	0	0	0	0	0	0
11	JHARKHAND	0	NR	0	NR	0	NR
12	KARNATAKA	0	0	0	0	0	0
13	KERALA	0	0	0	0	0	0
14	MADHYA PRADESH	0	NR	0	NR	0	NR
15	MAHARASHTRA	0	0	0	0	0	0
16	MANIPUR	0	0	0	0	0	0
17	MEGHALAYA	0	0	0	0	0	0
18	MIZORAM	0	NR	0	NR	0	NR
19	NAGALAND	0	0	0	0	0	0
20	ODISHA	2,139	2,068	5,484	5,077	755	702
21	PUDUCHERRY	0	NR	0	NR	0	NR
22	PUNJAB	0	0	0	0	0	0
23	RAJASTHAN	0	0	0	0	0	0
24	SIKKIM	0	0	0	0	0	0
25	TAMIL NADU	0	0	0	0	0	0
26	TELANGANA	406	215	0	0	0	0
27	TRIPURA	0	0	0	0	0	0
28	UTTARAKHAND	0	0	0	0	0	0
29	UTTAR PRADESH	326	230	0	0	429	334
30	WEST BENGAL	146	120	56	45	157	133
31	ANDAMAN AND NICOBAR ISLANDS	0	0	0	0	0	0
32	CHANDIGARH	0	0	0	0	0	0
33	DADRA AND NAGAR HAVELI	0	0	0	0	0	0
34	DAMAN AND DIU	0	0	0	0	0	0
35	LAKSHADWEEP	0	0	0	0	0	0
Grand Total		11,474	2,675	23,468	5,285	19,954	1,193

Note NR: Not reported

Table - 4(A)

Minimum Wages Enforcement (including Farm Labour)

Sl. No.	State/UT Name	Agriculture and Farm Workers: Inspections made		Agriculture and Farm Workers: Irregularities detected		Agriculture and Farm Workers: Irregularities rectified		Achievement till September 2014
		(Number) April 2014-December 2014	Achievement till September 2014	(Number) April 2014-December 2014	Achievement till September 2014	(Number) April 2014-December 2014	Achievement till September 2014	
(1)	(2)	(3)	(4)	(5)	(6)	(7)	(8)	
1	ANDHRA PRADESH	NR	NR	NR	NR	NR	NR	
2	ARUNACHAL PRADESH	NR	NR	NR	NR	NR	NR	
3	ASSAM	NR	NR	NR	NR	NR	NR	
4	BIHAR	NR	NR	NR	NR	NR	NR	
5	CHHATISGARH	NR	NR	NR	NR	NR	NR	
6	DELHI	NR	NR	NR	NR	NR	NR	
7	GOA	NR	NR	NR	NR	NR	NR	
8	GUJARAT	NR	NR	NR	NR	NR	NR	
9	HARYANA	NR	NR	NR	NR	NR	NR	
10	HIMACHAL PRADESH	NR	NR	NR	NR	NR	NR	
11	JAMMU AND KASHMIR	NR	NR	NR	NR	NR	NR	
12	JHARKHAND	NR	NR	NR	NR	NR	NR	
13	KARNATAKA	NR	NR	NR	NR	NR	NR	
14	KERALA	NR	NR	NR	NR	NR	NR	
15	MADHYA PRADESH	NR	NR	NR	NR	NR	NR	
16	MAHARASHTRA	NR	NR	NR	NR	NR	NR	
17	MANIPUR	NR	NR	NR	NR	NR	NR	
18	MEGHALAYA	NR	NR	NR	NR	NR	NR	
19	MIZORAM	NR	NR	NR	NR	NR	NR	
20	NAGALAND	NR	NR	NR	NR	NR	NR	
21	ODISHA	NR	NR	NR	NR	NR	NR	
22	PUDUCHERRY	NR	NR	NR	NR	NR	NR	
23	PUNJAB	NR	NR	NR	NR	NR	NR	
24	RAJASTHAN	NR	NR	NR	NR	NR	NR	
25	SIKKIM	NR	NR	NR	NR	NR	NR	
26	TAMIL NADU	NR	NR	NR	NR	NR	NR	
27	TELANGANA	NR	NR	NR	NR	NR	NR	
28	TRIPURA	NR	NR	NR	NR	NR	NR	
29	UTTARAKHAND	NR	NR	NR	NR	NR	NR	
30	UTTAR PRADESH	NR	NR	NR	NR	NR	NR	
31	WEST BENGAL	NR	NR	NR	NR	NR	NR	
32	ANDAMAN AND NICOBAR ISLANDS	24 #	24	196 #	196	196 #	196	
33	CHANDIGARH	201 *	183	89 *	79	3 *	3	
34	DADRA AND NAGAR HAVELI	7 *	4	0 *	0	0 *	0	
35	DAMAN AND DIU	20 *	18	0 *	0	0 *	0	
36	LAKSHADWEEP	NR	NR	NR	NR	NR	NR	
Grand Total		251	229	285	275	199	199	

Note NR: Not reported

* State Figure

Previous quarter figures have been repeated

Table - 4(B)

Minimum Wages Enforcement (including Farm Labour)
(Unit: Number)

Sl. No.	State/UT Name	Agriculture and Farm Workers: Claims filed (Number)		Agriculture and Farm Workers: Claims settled (Number)	
		April 2014-December 2014	Achievement till September 2014	April 2014-December 2014	Achievement till September 2014
(1)	(2)	(3)	(4)	(5)	(6)
1	ANDHRA PRADESH	NR	NR	NR	NR
2	ARUNACHAL PRADESH	NR	NR	NR	NR
3	ASSAM	NR	NR	NR	NR
4	BIHAR	NR	NR	NR	NR
5	CHHATISGARH	NR	NR	NR	NR
6	DELHI	NR	NR	NR	NR
7	GOA	NR	NR	NR	NR
8	GUJARAT	NR	NR	NR	NR
9	HARYANA	NR	NR	NR	NR
10	HIMACHAL PRADESH	NR	NR	NR	NR
11	JAMMU AND KASHMIR	NR	NR	NR	NR
12	JHARKHAND	NR	NR	NR	NR
13	KARNATAKA	NR	NR	NR	NR
14	KERALA	NR	NR	NR	NR
15	MADHYA PRADESH	NR	NR	NR	NR
16	MAHARASHTRA	NR	NR	NR	NR
17	MANIPUR	NR	NR	NR	NR
18	MEGHALAYA	NR	NR	NR	NR
19	MIZORAM	NR	NR	NR	NR
20	NAGALAND	NR	NR	NR	NR
21	ODISHA	NR	NR	NR	NR
22	PUDUCHERRY	NR	NR	NR	NR
23	PUNJAB	NR	NR	NR	NR
24	RAJASTHAN	NR	NR	NR	NR
25	SIKKIM	NR	NR	NR	NR
26	TAMIL NADU	NR	NR	NR	NR
27	TELANGANA	NR	NR	NR	NR
28	TRIPURA	NR	NR	NR	NR
29	UTTARAKHAND	NR	NR	NR	NR
30	UTTAR PRADESH	NR	NR	NR	NR
31	WEST BENGAL	NR	NR	NR	NR
32	ANDAMAN AND NICOBAR ISLANDS	0 #	0	0	0
33	CHANDIGARH	6 *	0	2 *	1
34	DADRA AND NAGAR HAVELI	0 *	0	0 *	0
35	DAMAN AND DIU	0 *	NR	0 *	NR
36	LAKSHADWEEP	NR	NR	NR	NR
Grand Total		6	0	2	1

Note NR: Not reported

* State Figure

Previous quarter figures have been repeated

Table - 4(C)

Minimum Wages Enforcement (including Farm Labour)

Sl. No.	State/UT Name	Agriculture and Farm Workers: Prosecution cases Pending (Number)		Agriculture and Farm Workers: Prosecution cases filed (Number)		Agriculture and Farm Workers: Prosecution cases decided (Number)		Achievement till September 2014
		April 2014-December 2014	Achievement till September 2014	April 2014-December 2014	Achievement till September 2014	April 2014-December 2014	Achievement till September 2014	
(1)	(2)	(3)	(4)	(5)	(6)	(7)	(8)	
1	ANDHRA PRADESH	NR	NR	NR	NR	NR	NR	
2	ARUNACHAL PRADESH	NR	NR	NR	NR	NR	NR	
3	ASSAM	NR	NR	NR	NR	NR	NR	
4	BIHAR	NR	NR	NR	NR	NR	NR	
5	CHHATISGARH	NR	NR	NR	NR	NR	NR	
6	DELHI	NR	NR	NR	NR	NR	NR	
7	GOA	NR	NR	NR	NR	NR	NR	
8	GUJARAT	NR	NR	NR	NR	NR	NR	
9	HARYANA	NR	NR	NR	NR	NR	NR	
10	HIMACHAL PRADESH	NR	NR	NR	NR	NR	NR	
11	JAMMU AND KASHMIR	NR	NR	NR	NR	NR	NR	
12	JHARKHAND	NR	NR	NR	NR	NR	NR	
13	KARNATAKA	NR	NR	NR	NR	NR	NR	
14	KERALA	NR	NR	NR	NR	NR	NR	
15	MADHYA PRADESH	NR	NR	NR	NR	NR	NR	
16	MAHARASHTRA	NR	NR	NR	NR	NR	NR	
17	MANIPUR	NR	NR	NR	NR	NR	NR	
18	MEGHALAYA	NR	NR	NR	NR	NR	NR	
19	MIZORAM	NR	NR	NR	NR	NR	NR	
20	NAGALAND	NR	NR	NR	NR	NR	NR	
21	ODISHA	NR	NR	NR	NR	NR	NR	
22	PUDUCHERRY	NR	NR	NR	NR	NR	NR	
23	PUNJAB	NR	NR	NR	NR	NR	NR	
24	RAJASTHAN	NR	NR	NR	NR	NR	NR	
25	SIKKIM	NR	NR	NR	NR	NR	NR	
26	TAMIL NADU	NR	NR	NR	NR	NR	NR	
27	TELANGANA	NR	NR	NR	NR	NR	NR	
28	TRIPURA	NR	NR	NR	NR	NR	NR	
29	UTTARAKHAND	NR	NR	NR	NR	NR	NR	
30	UTTAR PRADESH	NR	NR	NR	NR	NR	NR	
31	WEST BENGAL	NR	NR	NR	NR	NR	NR	
32	ANDAMAN AND NICOBAR ISLANDS	3 #	3	0.3	0	0 #	0	
33	CHANDIGARH	0 *	0	46 *	44	50 *	14	
34	DADRA AND NAGAR HAVELI	0 *	0	0 *	0	0 *	0	
35	DAMAN AND DIU	0 *	NR	0 *	NR	0 *	NR	
36	LAKSHADWEEP	NR	NR	NR	NR	NR	NR	
Grand Total		3	3	46	44	50	14	

Note NR: Not reported

* State Figure

Previous quarter figures have been repeated

Table - 5(A)

Food security-Targeted Public Distribution system (APL+BPL+AAJ)

Sl. No.	State/UT Name	Allocation of	Off take	Achievement till September 2014	Percentage of offtake w.r.t. Allocation of Food Grains
		Food Grains (Tonnes) April 2014-December 2014	(Tonnes) April 2014-December 2014		
(1)	(2)	(3)	(4)	(5)	(6)
1	ANDHRA PRADESH	20,62,433	12,66,237	8,51,200	61
2	ARUNACHAL PRADESH	76,167	71,995	44,356	95
3	ASSAM	14,02,147	13,66,486	8,41,899	97
4	BIHAR	36,86,175	27,44,953	15,48,205	74
5	CHHATISGARH	9,91,452	9,83,687	6,45,438	99
6	DELHI	2,76,635	2,79,543	1,74,846	101
7	GOA	46,837	41,336	29,585	88
8	GUJARAT	15,53,066	13,65,997	8,69,308	88
9	HARYANA	5,96,250	5,88,088	3,43,977	99
10	HIMACHAL PRADESH	3,80,997	3,71,093	2,34,333	97
11	JAMMU AND KASHMIR	5,67,603	4,93,642	3,46,313	87
12	JHARKHAND	10,15,804	7,06,770	4,67,258	70
13	KARNATAKA	18,90,448	16,63,086	10,31,886	88
14	KERALA	10,97,864	10,69,228	6,73,731	97
15	MADHYA PRADESH	23,53,578	19,44,163	11,13,964	83
16	MAHARASHTRA	33,76,194	29,41,484	17,63,253	87
17	MANIPUR	1,26,511	1,27,476	76,402	101
18	MEGHALAYA	1,40,318	1,39,681	79,125	100
19	MIZORAM	52,605	53,005	36,154	101
20	NAGALAND	95,157	1,04,322	68,191	110
21	ODISHA	16,39,439	13,62,288	8,54,511	83
22	PUDUCHERRY	45,009	4,757	3,004	11
23	PUNJAB	6,52,590	1,04,206	38,167	16
24	RAJASTHAN	20,93,679	20,40,777	11,93,299	97
25	SIKKIM	33,210	31,716	20,251	96
26	TAMIL NADU	27,92,124	22,10,739	11,13,090	79
27	TELANGANA	7,90,962	3,27,577	1,28,573	41
28	TRIPURA	2,27,397	2,25,025	1,51,428	99
29	UTTARAKHAND	3,81,349	3,77,523	2,14,404	99
30	UTTAR PRADESH	54,26,305	44,27,174	26,38,385	82
31	WEST BENGAL	28,77,736	27,82,680	17,29,357	97
32	ANDAMAN AND NICOBAR ISLANDS	25,515	16,204	5,298	64
33	CHANDIGARH	23,409	20,113	13,520	86
34	DADRA AND NAGAR HAVELI	7,818	10,012	6,613	128
35	DAMAN AND DIU	4,203	578	250	14
36	LAKSHADWEEP	3,465	1,849	1,464	53
Grand Total		3,88,12,451	3,22,65,490	1,93,51,038	83

Very Good:(90% or above of targets)

ARUNACHAL PRADESH, ASSAM, CHHATISGARH, DELHI, HARYANA, HIMACHAL PRADESH, KERALA, MANIPUR, MEGHALAYA, MIZORAM, NAGALAND, RAJASTHAN, SIKKIM, TRIPURA, UTTARAKHAND, WEST BENGAL, DADRA AND NAGAR HAVELI

Good:(Between 80% to 90% targets)

GOA, GUJARAT, JAMMU AND KASHMIR, KARNATAKA, MADHYA PRADESH, MAHARASHTRA, ODISHA, UTTAR PRADESH, CHANDIGARH

Poor:(Below 80% of targets)

ANDHRA PRADESH, BIHAR, JHARKHAND, PUDUCHERRY, PUNJAB, TAMIL NADU, TELANGANA, ANDAMAN AND NICOBAR ISLANDS, DAMAN AND DIU, LAKSHADWEEP

Food Security: Targeted Public Distribution System (APL+BPL+AAY)

Off take

% Achievement of Target
During April 2014 - December 2014

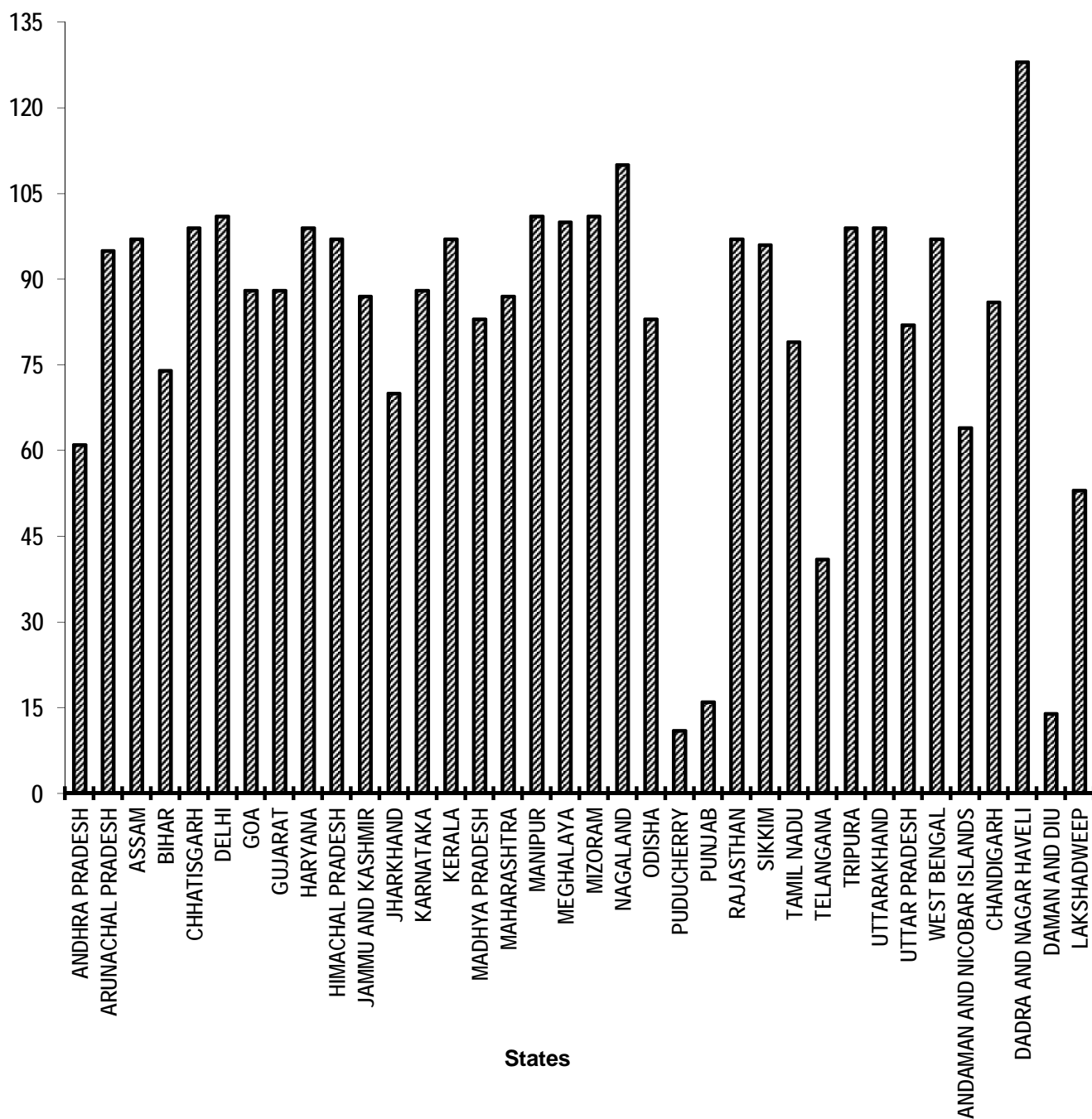


Table - 5(B)

Food security-Targeted Public Distribution system (only AAY)

Sl. No.	State/UT Name	Allocation of	Off take	Achievement till September 2014	Percentage of offtake w.r.t. Allocation of Food Grains
		Food Grains (Tonnes) April 2014-December 2014	(Tonnes) April 2014-December 2014		
(1)	(2)	(3)	(4)	(5)	(6)
1	ANDHRA PRADESH	3,54,360	2,55,055	1,73,838	72
2	ARUNACHAL PRADESH	11,979	11,802	7,663	99
3	ASSAM	2,21,769	2,18,405	1,33,872	98
4	BIHAR	0	1,77,412 \$	15,36,454	-
5	CHHATISGARH	0	7,53,011	6,45,438	-
6	DELHI	0	1,06,575	68,887	-
7	GOA	4,581	4,072	3,054	89
8	GUJARAT	2,38,770	2,33,423	1,49,636	98
9	HARYANA	0	4,49,249	3,43,977	-
10	HIMACHAL PRADESH	0	1,01,387	82,298	-
11	JAMMU AND KASHMIR	80,541	72,340	51,676	90
12	JHARKHAND	2,89,143	2,64,058	1,75,350	91
13	KARNATAKA	0	12,60,224	10,31,886	-
14	KERALA	1,87,695	1,82,227	1,17,612	97
15	MADHYA PRADESH	0	71762 \$	11,13,964	-
16	MAHARASHTRA	0	888 \$	17,62,998	-
17	MANIPUR	20,043	20,052	11,575	100
18	MEGHALAYA	22,113	22,113	12,285	100
19	MIZORAM	8,190	8,090	5,360	99
20	NAGALAND	14,976	16,177	10,747	108
21	ODISHA	3,94,803	3,55,914	2,23,484	90
22	PUDUCHERRY	10,161	3,508	2,240	35
23	PUNJAB	0	63,026	38,167	-
24	RAJASTHAN	0	15,61,220	11,93,299	-
25	SIKKIM	5,202	4,714	2,980	91
26	TAMIL NADU	5,87,358	5,43,694	3,43,920	93
27	TELANGANA	1,36,356	65,930	22,314	48
28	TRIPURA	35,640	35,262	24,222	99
29	UTTARAKHAND	60,138	78,965	56,995	131
30	UTTAR PRADESH	12,89,772	11,45,862	7,16,573	89
31	WEST BENGAL	4,66,263	4,11,387	2,63,443	88
32	ANDAMAN AND NICOBAR ISLANDS	1,383	1,734	1,063	125
33	CHANDIGARH	0	5,538	4,645	-
34	DADRA AND NAGAR HAVELI	1,647	2,017	1,340	122
35	DAMAN AND DIU	477	80	40	17
36	LAKSHADWEEP	378	546	504	144
Grand Total		44,43,738	85,07,719	1,03,33,799	191

Very Good:(90% or above of targets)

ARUNACHAL PRADESH, ASSAM, GUJARAT, JAMMU AND KASHMIR, JHARKHAND, KERALA, MANIPUR, MEGHALAYA, MIZORAM, NAGALAND, ODISHA, SIKKIM, TAMIL NADU, TRIPURA, UTTARAKHAND, ANDAMAN AND NICOBAR ISLANDS, DADRA AND NAGAR HAVELI, LAKSHADWEEP

Good:(Between 80% to 90% targets)

GOA, UTTAR PRADESH, WEST BENGAL

Poor:(Below 80% of targets)

ANDHRA PRADESH, PUDUCHERRY, TELANGANA, DAMAN AND DIU

Note \$ Ministry has downward revised the figures due to bifurcation of TPDS & NFSA

Food Security: Targeted Public Distribution System (Only Antyodaya Anna Yojana)

Off take

% Achievement of Target
During April 2014 - December 2014

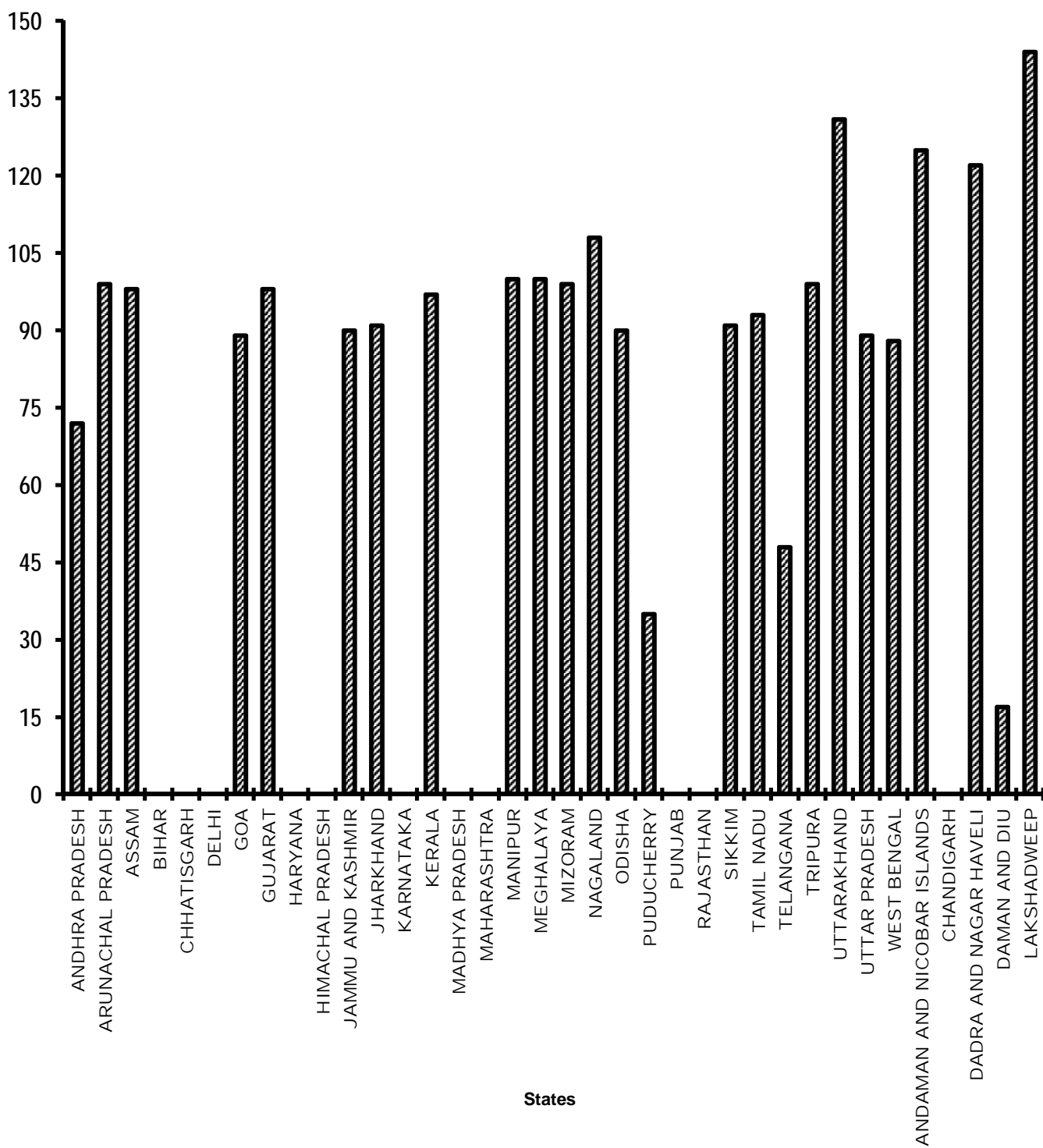


Table - 5(C)

Food Security - Targeted Public Distribution System (Only BPL)

Sl. No.	State/UT Name	Allocation of	Off take	Achievement till	Percentage of offtake w.r.t. Allocation of
		Food Grains (Tonnes) April 2014-December 2014	(Tonnes) April 2014-December 2014		
(1)	(2)	(3)	(4)	(5)	(6)
1	ANDHRA PRADESH	5,69,808	3,99,288	2,65,449	70
2	ARUNACHAL PRADESH	19,143	18,510	11,359	97
3	ASSAM	3,56,418	3,49,610	2,12,075	98
4	BIHAR	0	11,582	11,582	-
5	CHHATISGARH	0	0	0	-
6	DELHI	0	0	0	-
7	GOA	4,149	3,664	2,305	88
8	GUJARAT	4,29,066	4,24,589	2,79,586	99
9	HARYANA	0	0	0	-
10	HIMACHAL PRADESH	0	0	0	-
11	JAMMU AND KASHMIR	1,51,272	1,34,070	94,858	89
12	JHARKHAND	4,64,976	4,18,183	2,78,621	90
13	KARNATAKA	0	0	0	-
14	KERALA	3,01,761	2,91,339	1,86,448	97
15	MADHYA PRADESH	0	0	0	-
16	MAHARASHTRA	0	0	0	-
17	MANIPUR	32,256	32,496	18,795	101
18	MEGHALAYA	35,532	35,533	19,741	100
19	MIZORAM	13,230	13,168	8,758	100
20	NAGALAND	24,084	25,904	17,269	108
21	ODISHA	8,77,716	7,77,458	4,84,082	89
22	PUDUCHERRY	16,173	995	510	6
23	PUNJAB	0	0	0	-
24	RAJASTHAN	0	0	0	-
25	SIKKIM	8,478	7,536	4,710	89
26	TAMIL NADU	9,44,424	7,02,727	3,39,027	74
27	TELANGANA	2,19,258	1,07,233	38,153	49
28	TRIPURA	57,285	57,285	38,022	100
29	UTTARAKHAND	96,741	84,218	43,066	87
30	UTTAR PRADESH	20,74,113	18,49,132	11,52,345	89
31	WEST BENGAL	11,65,185	12,00,301	7,44,695	103
32	ANDAMAN AND NICOBAR ISLANDS	3,297	2,347	654	71
33	CHANDIGARH	0	0	0	-
34	DADRA AND NAGAR HAVELI	3,771	4,336	2,886	115
35	DAMAN AND DIU	783	222	114	28
36	LAKSHADWEEP	567	63	0	11
Grand Total		78,69,486	69,51,789	42,55,110	88

Very Good:(90% or above of targets)

ARUNACHAL PRADESH, ASSAM, GUJARAT, JHARKHAND, KERALA, MANIPUR, MEGHALAYA, MIZORAM, NAGALAND, TRIPURA, WEST BENGAL, DADRA AND NAGAR HAVELI

Good:(Between 80% to 90% targets)

GOA, JAMMU AND KASHMIR, ODISHA, SIKKIM, UTTARAKHAND, UTTAR PRADESH

Poor:(Below 80% of targets)

ANDHRA PRADESH, PUDUCHERRY, TAMIL NADU, TELANGANA, ANDAMAN AND NICOBAR ISLANDS, DAMAN AND DIU, LAKSHADWEEP

Food Security: Targeted Public Distribution System (Only BPL)

Off take

% Achievement of Target
During April 2014 - December 2014

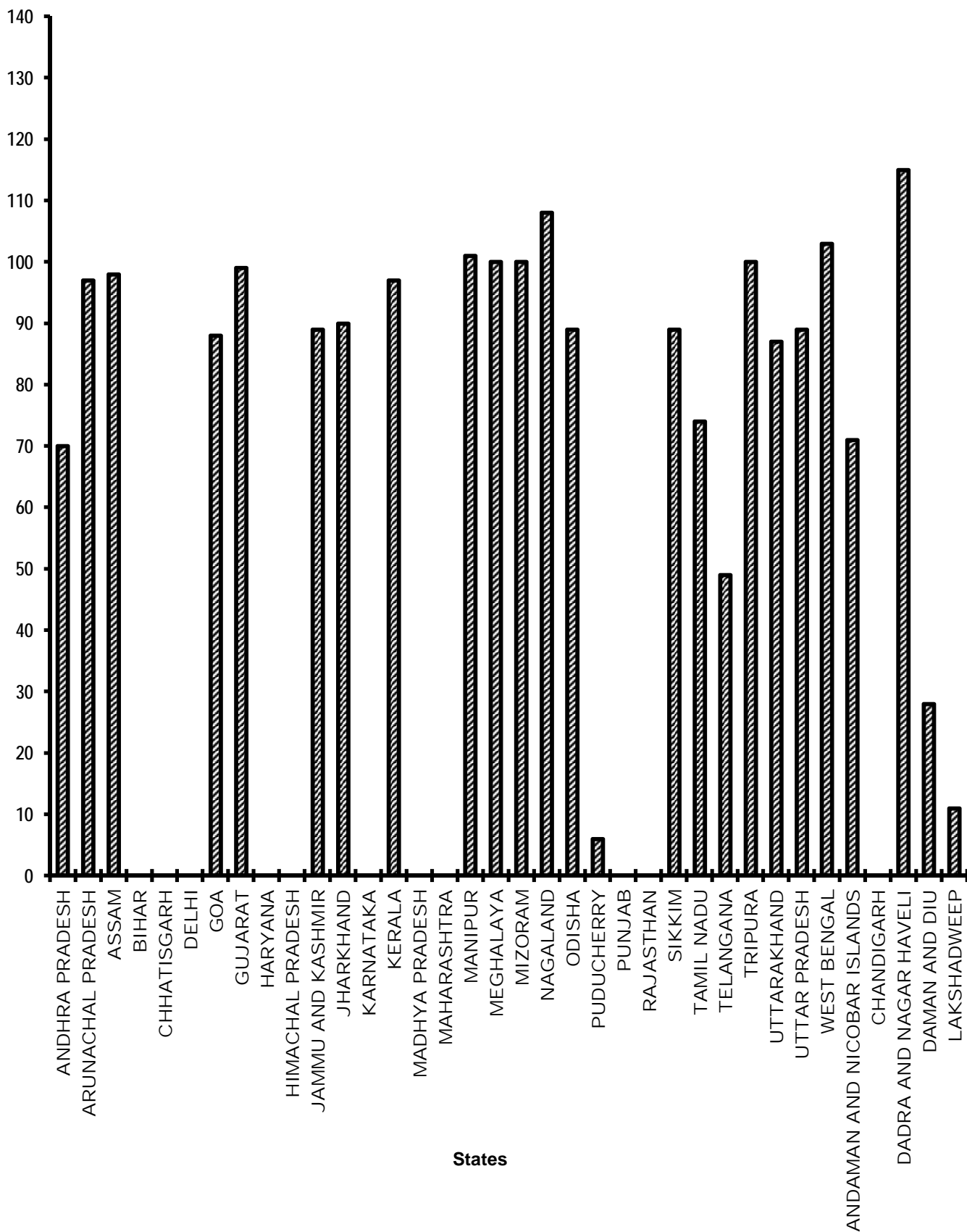


Table - 5(D)

Food Security:National Food Security Act(Normal)-NFSA

Sl. No.	State/UT Name	Allocation of	Off take	Percentage of
		Food Grains (Tonnes) April 2014- December 2014	(Tonnes) April 2014- December 2014	offtake w.r.t. Allocation of Food Grains
(1)	(2)	(3)	(4)	(5)
1	ANDHRA PRADESH	0	0	-
2	ARUNACHAL PRADESH	0	0	-
3	ASSAM	0	0	-
4	BIHAR	0	0	-
5	CHHATISGARH	0	0	-
6	DELHI	0	0	-
7	GOA	0	0	-
8	GUJARAT	0	0	-
9	HARYANA	0	0	-
10	HIMACHAL PRADESH	0	0	-
11	JAMMU AND KASHMIR	0	0	-
12	JHARKHAND	0	0	-
13	KARNATAKA	0	0	-
14	KERALA	0	0	-
15	MADHYA PRADESH	0	0	-
16	MAHARASHTRA	0	0	-
17	MANIPUR	0	0	-
18	MEGHALAYA	0	0	-
19	MIZORAM	0	0	-
20	NAGALAND	0	0	-
21	ODISHA	0	0	-
22	PUDUCHERRY	0	0	-
23	PUNJAB	0	0	-
24	RAJASTHAN	0	0	-
25	SIKKIM	0	0	-
26	TAMIL NADU	0	0	-
27	TELANGANA	0	0	-
28	TRIPURA	0	0	-
29	UTTARAKHAND	0	0	-
30	UTTAR PRADESH	0	0	-
31	WEST BENGAL	0	0	-
32	ANDAMAN AND NICOBAR ISLANDS	0	0	-
33	CHANDIGARH	0	0	-
34	DADRA AND NAGAR HAVELI	0	0	-
35	DAMAN AND DIU	0	0	-
36	LAKSHADWEEP	0	0	-
Grand Total		0	0	-

Note: NFSA has been introduced in eleven states w.e.f 2014-15.M/o Consumer affairs, F&PD has not yet furnished information on this parameter

Table - 5(E)

Food Security:National Food Security Act(Tide Over)-NFSA

Sl. No.	State/UT Name	Allocation of	Off take	Percentage of
		Food Grains (Tonnes) April 2014- December 2014	(Tonnes) April 2014- December 2014	offtake w.r.t. Allocation of Food Grains
(1)	(2)	(3)	(4)	(5)
1	ANDHRA PRADESH	0	0	-
2	ARUNACHAL PRADESH	0	0	-
3	ASSAM	0	0	-
4	BIHAR	0	0	-
5	CHHATISGARH	0	0	-
6	DELHI	0	0	-
7	GOA	0	0	-
8	GUJARAT	0	0	-
9	HARYANA	0	0	-
10	HIMACHAL PRADESH	0	0	-
11	JAMMU AND KASHMIR	0	0	-
12	JHARKHAND	0	0	-
13	KARNATAKA	0	0	-
14	KERALA	0	0	-
15	MADHYA PRADESH	0	0	-
16	MAHARASHTRA	0	0	-
17	MANIPUR	0	0	-
18	MEGHALAYA	0	0	-
19	MIZORAM	0	0	-
20	NAGALAND	0	0	-
21	ODISHA	0	0	-
22	PUDUCHERRY	0	0	-
23	PUNJAB	0	0	-
24	RAJASTHAN	0	0	-
25	SIKKIM	0	0	-
26	TAMIL NADU	0	0	-
27	TELANGANA	0	0	-
28	TRIPURA	0	0	-
29	UTTARAKHAND	0	0	-
30	UTTAR PRADESH	0	0	-
31	WEST BENGAL	0	0	-
32	ANDAMAN AND NICOBAR ISLANDS	0	0	-
33	CHANDIGARH	0	0	-
34	DADRA AND NAGAR HAVELI	0	0	-
35	DAMAN AND DIU	0	0	-
36	LAKSHADWEEP	0	0	-
Grand Total		0	0	-

Note: NFSA has been introduced in eleven states w.e.f 2014-15.M/o Consumer affairs, F&PD has not yet furnished information on this parameter

Table - 6

**Rural Housing - Indira Awaas Yojana
Houses constructed
(Unit: Number)**

Sl. No.	State/UT Name	Target		Achievement		Percent
		2014-2015	April 2014- December 2014	April 2014- December 2014	Achievement till September 2014	April 2014- December 2014
(1)	(2)	(3)	(4)	(5)	(6)	(5)/(4)
1	ANDHRA PRADESH	78,258	58,692	31,185	16,112	53
2	ARUNACHAL PRADESH	2,017	1,009	0 *	0	0
3	ASSAM	1,83,171	91,584	77,094	9,122	84
4	BIHAR	2,80,255	1,40,128	3,03,551	1,74,152	217
5	CHHATISGARH	42,889	21,444	36,719	2,940	171
6	GOA	586	292	1,466	949	502
7	GUJARAT	34,105	17,053	46,145	31,586	271
8	HARYANA	34,771	17,386	2,848	1,999	16
9	HIMACHAL PRADESH	4,688	2,346	774 #	774	33
10	JAMMU AND KASHMIR	13,484	6,741	5,211	3,401	77
11	JHARKHAND	49,701	24,849	25336 *	1,153	102
12	KARNATAKA	94,995	47,496	46,425	23,388	98
13	KERALA	59,060	29,531	31,234	22,034	106
14	MADHYA PRADESH	1,15,186	57,592	42243 *	96	73
15	MAHARASHTRA	1,88,319	94,158	37,793	21,397	40
16	MANIPUR	4,658	2,330	3,350	3,350	144
17	MEGHALAYA	8,433	4,215	4,368	1,768	104
18	MIZORAM	1,293	645	33 *	NR	5
19	NAGALAND	1,480	739	0 *	0	0
20	ODISHA	1,60,610	80,306	7,113	3,059	9
21	PUDUCHERRY	412	204	119	NR	58
22	PUNJAB	56,750	28,376	2,115	799	7
23	RAJASTHAN	1,01,015	50,507	47,107	30,069	93
24	SIKKIM	1,834	915	416	284	45
25	TAMIL NADU	53,429	26,715	12,772	2,006	48
26	TELANGANA	67,312	50,482	9,475	9,475	19
27	TRIPURA	9,550	4,774	23056 *	0	483
28	UTTARAKHAND	11,443	5,715	1,433	553	25
29	UTTAR PRADESH	4,25,299	2,12,646	1,54,524	1,30,651	73
30	WEST BENGAL	4,32,803	2,16,401	1,06,586	44,535	49
31	ANDAMAN AND NICOBAR ISLANDS	867	432	139 *	116	32
32	DADRA AND NAGAR HAVELI	223	112	0	0	0
33	DAMAN AND DIU	60	30	1	1	3
34	LAKSHADWEEP	22	10	49	27	490
Grand Total		25,18,978	12,95,855	10,60,680	5,35,796	82

Very Good:(90% or above of targets)

BIHAR, CHHATISGARH, GOA, GUJARAT, JHARKHAND, KARNATAKA, KERALA, MANIPUR, MEGHALAYA, RAJASTHAN, TRIPURA, LAKSHADWEEP

Good:(Between 80% to 90% targets)

ASSAM

Poor:(Below 80% of targets)

ANDHRA PRADESH, ARUNACHAL PRADESH, HARYANA, HIMACHAL PRADESH, JAMMU AND KASHMIR, MADHYA PRADESH, MAHARASHTRA, MIZORAM, NAGALAND, ODISHA, PUDUCHERRY, PUNJAB, SIKKIM, TAMIL NADU, TELANGANA, UTTARAKHAND, UTTAR PRADESH, WEST BENGAL, ANDAMAN AND NICOBAR ISLANDS, DADRA AND NAGAR HAVELI, DAMAN AND DIU

Note * Figures have been reconciled with that of MoRD

Previous quarter figures have been repeated

NR: Not reported

Rural Housing - Indira Awaas Yojana

Houses constructed

% Achievement of Target

During April 2014 - December 2014

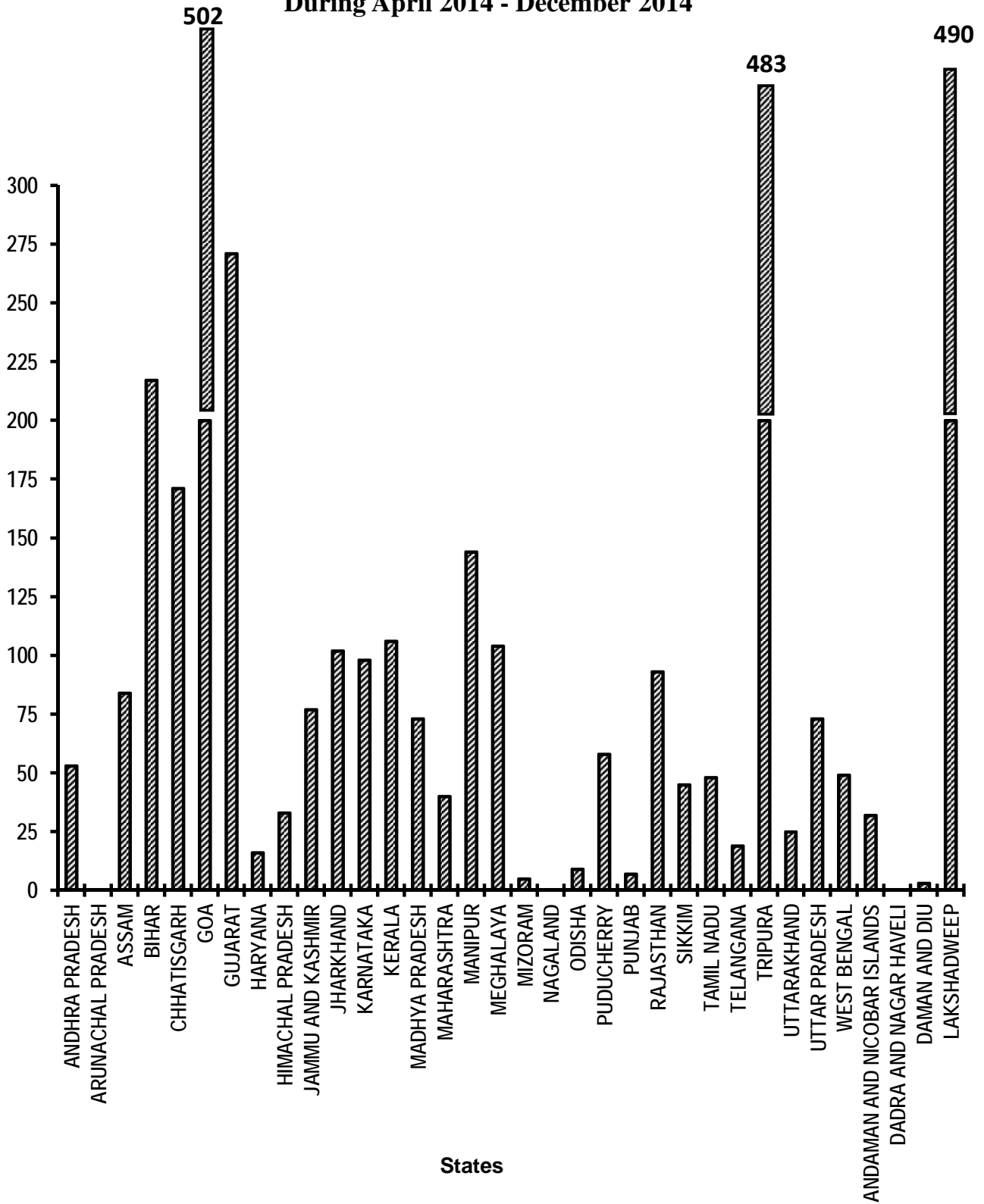


Table - 7

EWS/LIG Houses in Urban Areas
Houses constructed
(Unit: Number)

Sl. No.	State/UT Name	Target		Achievement		Percent
		2014-2015	April 2014- December 2014	April 2014- December 2014	Achievement till September 2014	April 2014- December 2014
(1)	(2)	(3)	(4)	(5)	(6)	(5)/(4)
1	ANDHRA PRADESH	11,539	8,653	2,381	2,073	28
2	ARUNACHAL PRADESH	755	566	100 #	100	18
3	ASSAM	2,813	2,108	0	0	0
4	BIHAR	16,213	12,159	3,232	3,232	27
5	CHHATISGARH	11,385	8,538	7,244	NR	85
6	DELHI	28,358	21,267	23,484	0	110
7	GOA	-	-	18	12	-
8	GUJARAT	17,444	13,082	4,636	3,012	35
9	HARYANA	1,031	773	707	707	91
10	HIMACHAL PRADESH	1,212	909	0	0	0
11	JAMMU AND KASHMIR	6,066	4,548	0	0	0
12	JHARKHAND	4,458	3,342	NR	NR	0
13	KARNATAKA	3,507	2,628	7,650	4,048	291
14	KERALA	7,536	5,652	476	321	8
15	MADHYA PRADESH	11,369	8,525	NR	NR	0
16	MAHARASHTRA	50,513	37,883	12,159	6,553	32
17	MANIPUR	549	411	0	0	0
18	MEGHALAYA	901	675	0	0	0
19	MIZORAM	386	288	NR	NR	0
20	NAGALAND	2,337	1,752	NR	0	0
21	ODISHA	3,186	2,388	343	343	14
22	PUDUCHERRY	732	549	0	NR	0
23	PUNJAB	2,759	2,069	0	0	0
24	RAJASTHAN	21,071	15,803	6,577	1,579	42
25	SIKKIM	142	106	0	0	0
26	TAMIL NADU	34,996	26,245	7,724	6,112	29
27	TELANGANA	10,568	7,925	2,168	2,168	27
28	TRIPURA	125	92	75	46	82
29	UTTARAKHAND	1,621	1,215	0	0	0
30	UTTAR PRADESH	20,842	15,631	222	84	1
31	WEST BENGAL	22,026	16,518	2,365	1,888	14
32	ANDAMAN AND NICOBAR ISLANDS	-	-	NR	0	-
33	CHANDIGARH	3,492	2,619	0	0	0
34	DADRA AND NAGAR HAVELI	68	50	0	0	0
35	DAMAN AND DIU	-	-	0	0	-
Grand Total		3,00,000	2,24,969	81,571	32,278	36

Very Good:(90% or above of targets)

DELHI, HARYANA, KARNATAKA

Good:(Between 80% to 90% targets)

CHHATISGARH, TRIPURA

Poor:(Below 80% of targets)

ANDHRA PRADESH, ARUNACHAL PRADESH, ASSAM, BIHAR, GUJARAT, HIMACHAL PRADESH, JAMMU AND KASHMIR, JHARKHAND, KERALA, MADHYA PRADESH, MAHARASHTRA, MANIPUR, MEGHALAYA, MIZORAM, NAGALAND, ODISHA, PUDUCHERRY, PUNJAB, RAJASTHAN, SIKKIM, TAMIL NADU, TELANGANA, UTTARAKHAND, UTTAR PRADESH, WEST BENGAL, CHANDIGARH, DADRA AND NAGAR HAVELI

Note Ministry has not fixed any targets for the states of Goa, Andaman & Nicobar Islands and Daman & Diu

Previous quarter figures have been repeated

NR: Not reported

EWS/LIG Houses in Urban Areas

Houses constructed
% Achievement of Target
During April 2014 - December 2014

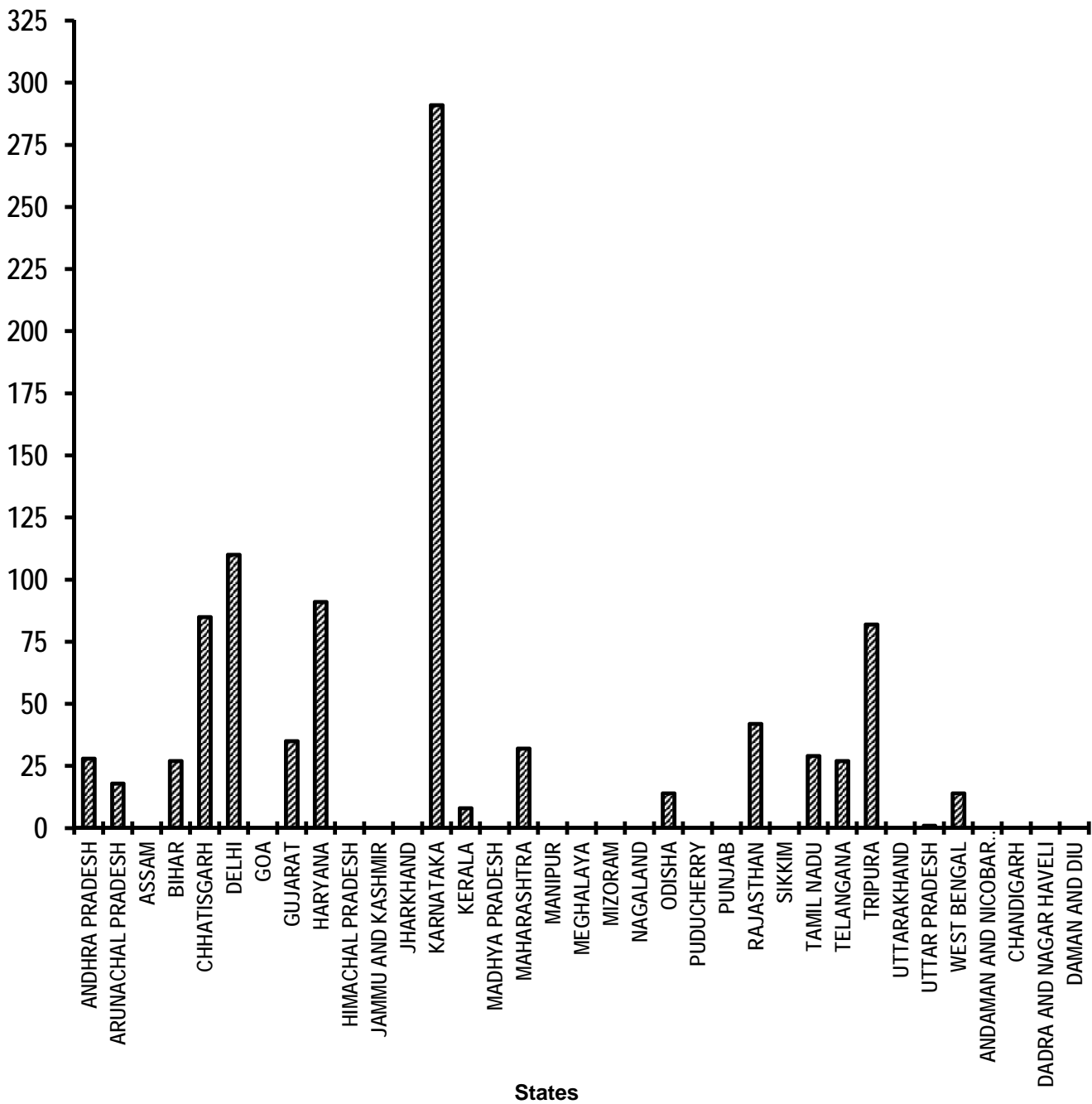


Table - 8(A)

Rural Areas: National Rural Drinking Water Programme (NRDWP)
Habitations covered (Partially covered & Slipped back)
(Unit: Number)

Sl. No.	State/UT Name	Target		Achievement		Percent Achievement
		2014-2015	April 2014-December 2014	April 2014-December 2014	Achievement till September 2014	April 2014-December 2014
(1)	(2)	(3)	(4)	(5)	(6)	(5)/(4)
1	ANDHRA PRADESH	2,600	1,560	1,537	834	99
2	ARUNACHAL PRADESH	202	122	120 #	120	98
3	ASSAM	6,334	3,800	1,478	1,018	39
4	BIHAR	9,000	5,400	6,200	3,053	115
5	CHHATISGARH	8,200	4,920	5,057	4,022	103
6	GUJARAT	900	540	1,352	558	250
7	HARYANA	527	316	490	249	155
8	HIMACHAL PRADESH	2,500	1,500	1,868	1,130	125
9	JAMMU AND KASHMIR	793	476	325	132	68
10	JHARKHAND	16,332	9,800	4501 #	4,501	46
11	KARNATAKA	8,483	5,090	5,938	2,942	117
12	KERALA	900	540	113	110	21
13	MADHYA PRADESH	10,000	6,000	6421 #	6,421	107
14	MAHARASHTRA	3,713	2,228	1,426	822	64
15	MANIPUR	200	120	194	108	162
16	MEGHALAYA	181	107	69	37	64
17	MIZORAM	52	32	9 #	9	28
18	NAGALAND	84	52	6 #	6	12
19	ODISHA	11,300	6,780	8,640	5,384	127
20	PUDUCHERRY	17	10	0	NR	0
21	PUNJAB	850	510	399	300	78
22	RAJASTHAN	1,400	840	941	548	112
23	SIKKIM	200	120	78	63	65
24	TAMIL NADU	4,449	2,668	1,890	1,495	71
25	TELANGANA	1,909	1,146	1,352	931	118
26	TRIPURA	93	56	355	217	634
27	UTTARAKHAND	1,028	618	476	321	77
28	UTTAR PRADESH	23,000	13,800	6,543	6,255	47
29	WEST BENGAL	3,420	2,053	612	275	30
30	ANDAMAN AND NICOBAR ISLANDS	4	3	0 #	0	0
Grand Total		1,18,671	71,207	58,390	41,861	82

Very Good:(90% or above of targets)

ANDHRA PRADESH, ARUNACHAL PRADESH, BIHAR, CHHATISGARH, GUJARAT, HARYANA, HIMACHAL PRADESH, KARNATAKA, MADHYA PRADESH, MANIPUR, ODISHA, RAJASTHAN, TELANGANA, TRIPURA

Poor:(Below 80% of targets)

ASSAM, JAMMU AND KASHMIR, JHARKHAND, KERALA, MAHARASHTRA, MEGHALAYA, MIZORAM, NAGALAND, PUDUCHERRY, PUNJAB, SIKKIM, TAMIL NADU, UTTARAKHAND, UTTAR PRADESH, WEST BENGAL, ANDAMAN AND NICOBAR ISLANDS

Note # Previous quarter figures have been repeated

NR: Not reported

**Rural Areas- National Rural Drinking
Water Programme (NRDWP)
Habitations covered (Partially Covered & Slipped back)
% Achievement of Target
During April 2014 - December 2014**

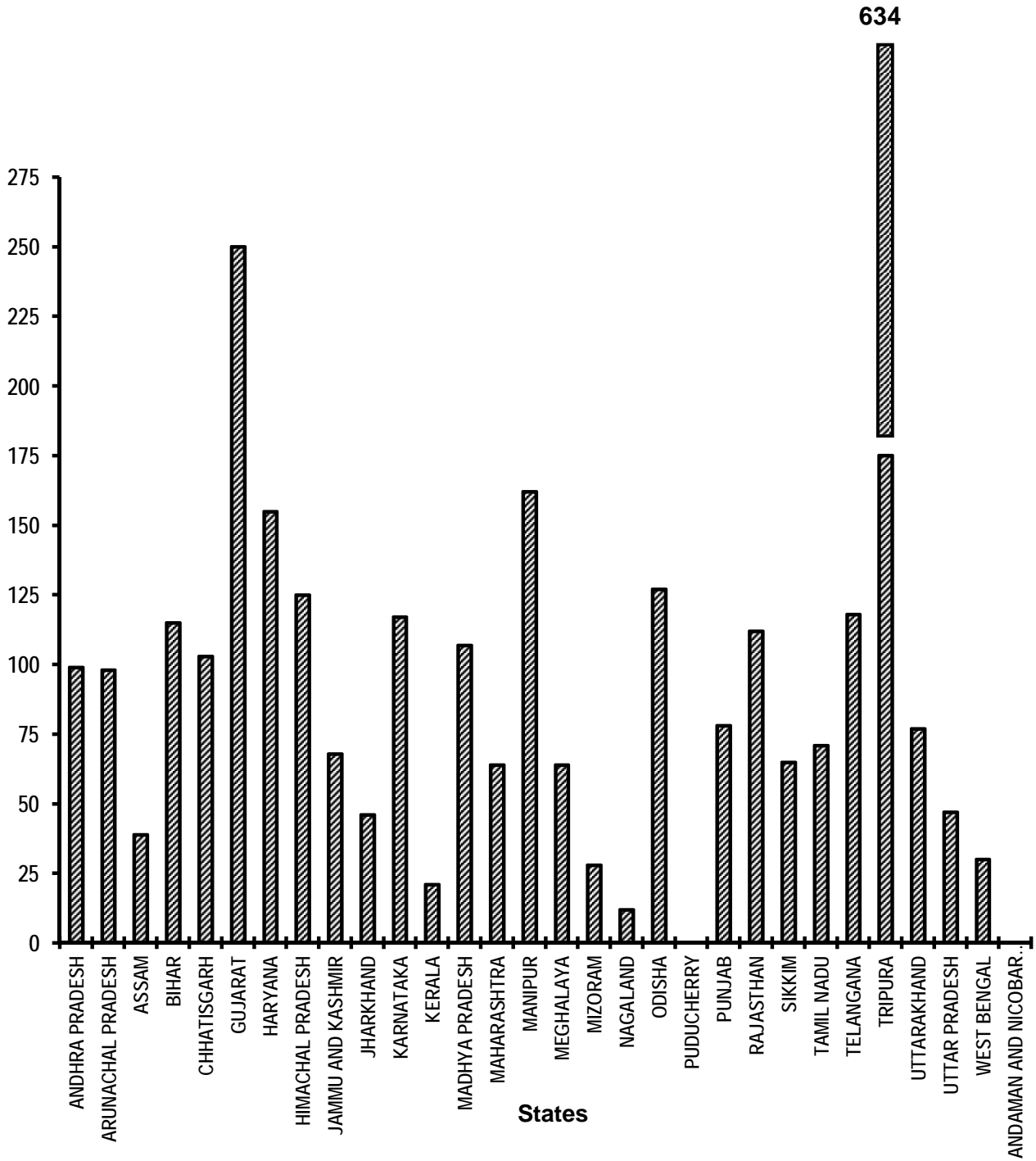


Table - 8(B)

Rural Areas: National Rural Drinking Water Programme (NRDWP)
Coverage of water quality affected habitations
(Unit: Number)

Sl. No.	State/UT Name	Target		Achievement		Percent Achievement
		2014-2015	April 2014-December 2014	April 2014-December 2014	Achievement till September 2014	April 2014-December 2014
(1)	(2)	(3)	(4)	(5)	(6)	(5)/(4)
1	ANDHRA PRADESH	144	87	30	30	34
2	ARUNACHAL PRADESH	46	28	0 #	0	0
3	ASSAM	3,604	2,161	597	373	28
4	BIHAR	4,000	2,400	1,653	815	69
5	CHHATISGARH	2,700	1,620	915	763	56
6	GUJARAT	175	105	100	72	95
7	HARYANA	7	4	1	1	25
8	JAMMU AND KASHMIR	10	6	1	1	17
9	JHARKHAND	203	121	3 #	3	2
10	KARNATAKA	1,520	913	592	298	65
11	KERALA	100	60	33	32	55
12	MADHYA PRADESH	876	526	341 #	341	65
13	MAHARASHTRA	487	292	127	73	43
14	MEGHALAYA	19	13	15	12	115
15	NAGALAND	36	22	1 #	1	5
16	ODISHA	2,200	1,320	478	298	36
17	PUDUCHERRY	6	3	0	NR	0
18	PUNJAB	1,000	600	33	1	6
19	RAJASTHAN	1,773	1,064	699	393	66
20	TAMIL NADU	356	213	61	61	29
21	TELANGANA	148	88	173	156	197
22	TRIPURA	1,289	774	555	329	72
23	UTTARAKHAND	28	18	2	2	11
24	UTTAR PRADESH	1,500	900	80	51	9
25	WEST BENGAL	1,200	720	908	384	126
<i>Grand Total</i>		23,427	14,058	7,398	4,490	53

Very Good:(90% or above of targets)

GUJARAT, MEGHALAYA, TELANGANA, WEST BENGAL

Poor:(Below 80% of targets)

ANDHRA PRADESH, ARUNACHAL PRADESH, ASSAM, BIHAR, CHHATISGARH, HARYANA, JAMMU AND KASHMIR, JHARKHAND, KARNATAKA, KERALA, MADHYA PRADESH, MAHARASHTRA, NAGALAND, ODISHA, PUDUCHERRY, PUNJAB, RAJASTHAN, TAMIL NADU, TRIPURA, UTTARAKHAND, UTTAR PRADESH

Note # Previous quarter figures have been repeated

NR: Not reported

Rural Areas- National Rural Drinking Water Programme (NRDWP)

Coverage of Water Quality Affected Habitations

% Achievement of Target

During April 2014 - December 2014

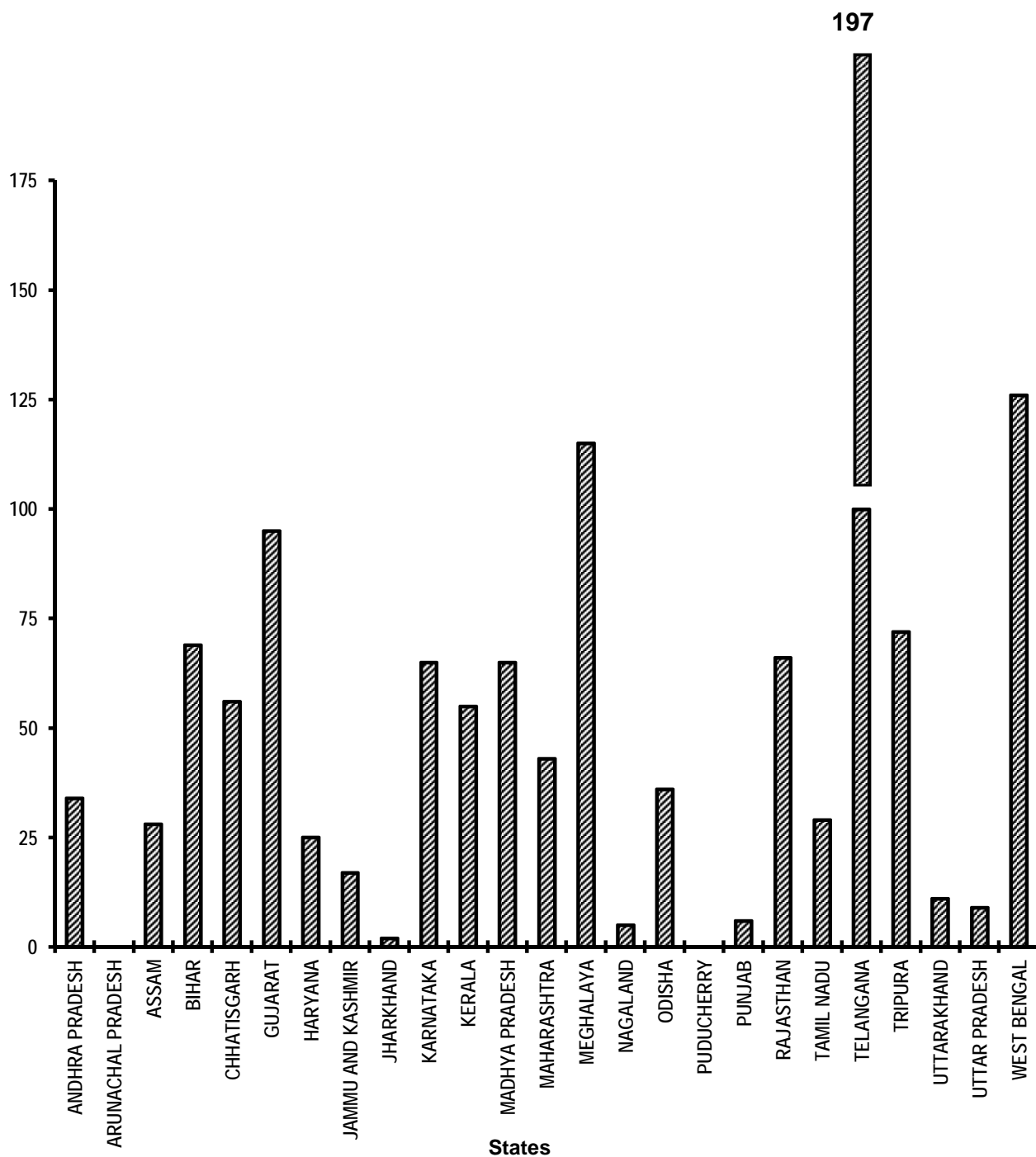


Table - 9

Sanitation Programme in Rural Areas
(Unit: Number)

Sl. No.		State/UT Name	Individual Household latrines constructed (Number)	Achievement till
(1)	(2)		April 2014-December 2014	September 2014
			(3)	(4)
1	ANDHRA PRADESH		1,09,368	59,540
2	ARUNACHAL PRADESH		3,714	3,032
3	ASSAM		31,376	10,813
4	BIHAR		39,562	34,934
5	CHHATISGARH		23,832	19,953
6	DELHI		0	0
7	GOA		0	0
8	GUJARAT		1,04,351	61,473
9	HARYANA		61,374	48,684
10	HIMACHAL PRADESH		35,447	33,696
11	JAMMU AND KASHMIR		1,085	101
12	JHARKHAND		42,549	28,768
13	KARNATAKA		1,79,938	2,313
14	KERALA		20,260	13,645
15	MADHYA PRADESH		2,61,006	2,04,587
16	MAHARASHTRA		93,826	54,329
17	MANIPUR		8,596	3,226
18	MEGHALAYA		12,275	9,236
19	MIZORAM		240	240
20	NAGALAND		0	0
21	ODISHA		23,559	20,975
22	PUDUCHERRY		0	0
23	PUNJAB		2,169	1,455
24	RAJASTHAN		60,612	14,299
25	SIKKIM		2,583	2,583
26	TAMIL NADU		1,60,697	1,23,582
27	TELANGANA		15,149	0
28	TRIPURA		7,420	237
29	UTTARAKHAND		24,318	19,549
30	UTTAR PRADESH		1,93,506	12,420
31	WEST BENGAL		2,00,779	1,23,990
32	ANDAMAN AND NICOBAR ISLANDS		0	0
33	CHANDIGARH		0	0
34	DADRA AND NAGAR HAVELI		0	0
35	DAMAN AND DIU		0	0
36	LAKSHADWEEP		0	0
Grand Total			17,19,591	9,07,660

Table - 10

Institutional Delivery
(Unit: Number)

Sl. No.	State/UT Name	Delivery in institutions	Achievement till
		(Number)	
(1)	(2)	April 2014-December 2014	September 2014
(1)	(2)	(3)	(4)
1	ANDHRA PRADESH	5,58,103	2,04,706
2	ARUNACHAL PRADESH	5492 #	2,563
3	ASSAM	0	0
4	BIHAR	4,73,212	2,13,089
5	CHHATISGARH	0	NR
6	DELHI	2,22,885	60816
7	GOA	13,527	4,053
8	GUJARAT	7,58,668	2,28,640
9	HARYANA	3,47,354	83943
10	HIMACHAL PRADESH	58,993	16,883
11	JAMMU AND KASHMIR	1,15,113	30,770
12	JHARKHAND	NR	NR
13	KARNATAKA	6,42,321	2,03,433
14	KERALA	3,81,444	1,31,364
15	MADHYA PRADESH	NR	NR
16	MAHARASHTRA	8,32,527	3,98,140
17	MANIPUR	24,288	4,655
18	MEGHALAYA	28,823	0
19	MIZORAM	NR	NR
20	NAGALAND	4786 #	963
21	ODISHA	4,78,789	1,60,693
22	PUDUCHERRY	30,133	NR
23	PUNJAB	2,80,274	65237
24	RAJASTHAN	10,63,739	2,96,328
25	SIKKIM	5,859	1,743
26	TAMIL NADU	7,43,197	2,44,674
27	TELANGANA	4,50,710	NR
28	TRIPURA	0	0
29	UTTARAKHAND	93,638	26,327
30	UTTAR PRADESH	19,96,526	4,73,799
31	WEST BENGAL	6,99,092	2,07,889
32	ANDAMAN AND NICOBAR ISLANDS	2644 #	1,398
33	CHANDIGARH	19,818	5,325
34	DADRA AND NAGAR HAVELI	5,347	1,746
35	DAMAN AND DIU	2,790	1,040
36	LAKSHADWEEP	714	227
Grand Total		1,03,40,806	30,70,444

Note # Previous quarter figures have been repeated

NR: Not reported

Table - 11(A)

SC Families assisted
SC families assisted under SCA to SCSP & NSFDC
(Unit: Number)

Sl. No.	State/UT Name	Target		Achievement		Percent Achievement
		2014-2015	April 2014-December 2014	April 2014-December 2014	Achievement till September 2014	April 2014-December 2014
(1)	(2)	(3)	(4)	(5)	(6)	(5)/(4)
1	ANDHRA PRADESH	9,190	6,892	82,818	82,818	1,202
2	ASSAM	2,974	2,230	9,090	4,501	408
3	BIHAR	16,498	12,373	7,980	5,127	64
4	CHHATISGARH	3,989	2,990	0	NR	0
5	DELHI	953	713	406	337	57
6	GOA	55	40	0	0	0
7	GUJARAT	4,924	3,691	1,23,067	43,977	3,334
8	HARYANA	4,526	3,393	46,645	31,328	1,375
9	HIMACHAL PRADESH	1,740	1,305	3,500	2,204	268
10	JAMMU AND KASHMIR	935	701	178	20	25
11	JHARKHAND	3,001	2,250	NR	NR	0
12	KARNATAKA	14,844	11,133	18,222	0	164
13	KERALA	2,289	1,716	29,117	18,067	1,697
14	MADHYA PRADESH	9,127	6,844	NR	NR	0
15	MAHARASHTRA	10,132	7,597	7,694	3,885	101
16	MANIPUR	148	109	0	0	0
17	MEGHALAYA	7	5	0	0	0
18	MIZORAM	1	1	NR	NR	0
19	ODISHA	5,767	4,324	16,050	6,569	371
20	PUDUCHERRY	117	90	1,036	NR	1,151
21	PUNJAB	7,507	5,629	4,806	18	85
22	RAJASTHAN	9,931	7,447	11,143	6,288	150
23	SIKKIM	71	54	0	0	0
24	TAMIL NADU	13,439	10,079	23,288	17,789	231
25	TELANGANA	3,215	2,411	941	478	39
26	TRIPURA	1,019	764	3,736	27	489
27	UTTARAKHAND	1,567	1,174	794	1,342	68
28	UTTAR PRADESH	34,479	25,858	50,090	21,058	194
29	WEST BENGAL	17,381	13,034	3,29,282	1,30,673	2,526
30	CHANDIGARH	168	126	1,239	775	983
31	DADRA AND NAGAR HAVELI	3	3	0	0	0
32	DAMAN AND DIU	3	3	0	0	0
Grand Total		1,80,000	1,34,979	7,71,122	3,77,281	571

Very Good:(90% or above of targets)

ANDHRA PRADESH, ASSAM, GUJARAT, HARYANA, HIMACHAL PRADESH, KARNATAKA, KERALA, MAHARASHTRA, ODISHA, PUDUCHERRY, RAJASTHAN, TAMIL NADU, TRIPURA, UTTAR PRADESH, WEST BENGAL, CHANDIGARH

Good:(Between 80% to 90% targets)

PUNJAB

Poor:(Below 80% of targets)

BIHAR, CHHATISGARH, DELHI, GOA, JAMMU AND KASHMIR, JHARKHAND, MADHYA PRADESH, MANIPUR, MEGHALAYA, MIZORAM, SIKKIM, TELANGANA, UTTARAKHAND, DADRA AND NAGAR HAVELI, DAMAN AND DIU

Note NR: Not reported

SC Families Assisted under SCA to SCSP & NSFDC

% Achievement of Target
During April 2014 - December 2014

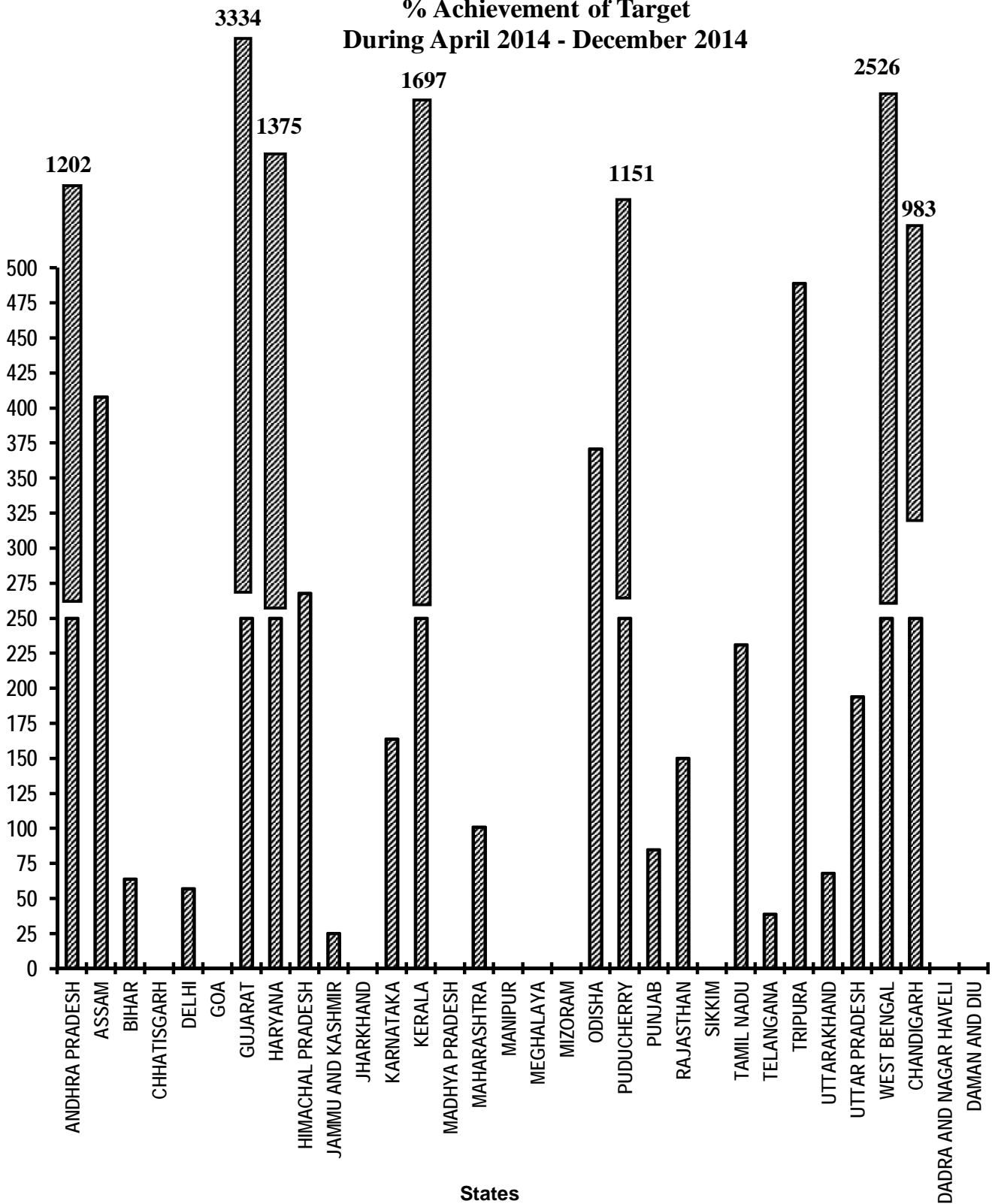


Table - 11(B)

SC Families assisted +

SC Students assisted under postmatric scholarship scheme

(Unit: Number)

Sl. No.	State/UT Name	SC students assisted under post matric scholarship (Number)	Achievement till
		April 2014-December 2014	September 2014
(1)	(2)	(3)	(4)
1	ANDHRA PRADESH	2,08,275	258
2	ASSAM	0	0
3	BIHAR	0	0
4	CHHATISGARH	1,28,033	NR
5	DELHI	0	0
6	GOA	181	0
7	GUJARAT	1,13,856	68,796
8	HARYANA	2,285	2,285
9	HIMACHAL PRADESH	0	0
10	JAMMU AND KASHMIR	1,776	176
11	JHARKHAND	NR	NR
12	KARNATAKA	343919	0
13	KERALA	1,02,591	65,237
14	MADHYA PRADESH	NR	NR
15	MAHARASHTRA	125356	73,093
16	MANIPUR	0	0
17	MEGHALAYA	0	0
18	ODISHA	0	0
19	PUDUCHERRY	4,857	NR
20	PUNJAB	2,18,323	0
21	RAJASTHAN	3,33,092	2,33,961
22	SIKKIM	0	0
23	TAMIL NADU	1,49,047	0
24	TELANGANA	2,91,108	2,91,108
25	TRIPURA	6,376	0
26	UTTARAKHAND	44,691	27,193
27	UTTAR PRADESH	44,228	0
28	WEST BENGAL	0	0
29	CHANDIGARH	0	0
30	DAMAN AND DIU	83	-
Grand Total		21,18,077	7,62,107

Note NR: Not reported

+ The parameter SC students assisted has become non targetable w.e.f April 2014

Table - 12

**Universalization of ICDS Scheme
ICDS Blocks Operational (Cumulative)
(Unit: Number)**

Sl. No.	State/UT Name	Target		Achievement		Percent Achievement
		2014-2015	April 2014- December 2014	April 2014- December 2014	Achievement till September 2014	April 2014- December 2014
(1)	(2)	(3)	(4)	(5)	(6)	(5)/(4)
1	ANDHRA PRADESH	387	387	258	254	67
2	ARUNACHAL PRADESH	93	93	93 #	93	100
3	ASSAM	228	228	231	231	101
4	BIHAR	544	544	544	544	100
5	CHHATISGARH	343	343	220	220	64
6	DELHI	55	55	95	95	173
7	GOA	11	11	11	11	100
8	GUJARAT	336	336	336	336	100
9	HARYANA	148	148	148	148	100
10	HIMACHAL PRADESH	76	76	78	78	103
11	JAMMU AND KASHMIR	141	141	141	141	100
12	JHARKHAND	204	204	204 #	204	100
13	KARNATAKA	185	185	204	204	110
14	KERALA	258	258	258	258	100
15	MADHYA PRADESH	453	453	453 #	453	100
16	MAHARASHTRA	553	553	553	553	100
17	MANIPUR	42	42	43	43	102
18	MEGHALAYA	41	41	41	41	100
19	MIZORAM	27	27	27 #	27	100
20	NAGALAND	59	59	59 #	59	100
21	ODISHA	326	326	338	338	104
22	PUDUCHERRY	5	5	5	5	100
23	PUNJAB	154	154	154	154	100
24	RAJASTHAN	304	304	304	304	100
25	SIKKIM	13	13	13	13	100
26	TAMIL NADU	434	434	434	434	100
27	TELANGANA	-	-	149	152	-
28	TRIPURA	56	56	56	56	100
29	UTTARAKHAND	105	105	105	105	100
30	UTTAR PRADESH	897	897	891	842	99
31	WEST BENGAL	576	576	552	522	96
32	ANDAMAN AND NICOBAR ISLANDS	5	5	5 #	5	100
33	CHANDIGARH	3	3	3	3	100
34	DADRA AND NAGAR HAVELI	2	2	2	2	100
35	DAMAN AND DIU	2	2	2	2	100
36	LAKSHADWEEP	9	9	9	9	100
<i>Grand Total</i>		7,075	7,075	7,019	6,939	99

Very Good:(90% or above of targets)

ARUNACHAL PRADESH, ASSAM, BIHAR, DELHI, GOA, GUJARAT, HARYANA, HIMACHAL PRADESH, JAMMU AND KASHMIR, JHARKHAND, KARNATAKA, KERALA, MADHYA PRADESH, MAHARASHTRA, MANIPUR, MEGHALAYA, MIZORAM, NAGALAND, ODISHA, PUDUCHERRY, PUNJAB, RAJASTHAN, SIKKIM, TAMIL NADU, TRIPURA, UTTARAKHAND, UTTAR PRADESH, WEST BENGAL, ANDAMAN AND NICOBAR ISLANDS, CHANDIGARH, DADRA AND NAGAR HAVELI, DAMAN AND DIU, LAKSHADWEEP

Poor:(Below 80% of targets)

ANDHRA PRADESH, CHHATISGARH

Note # Previous quarter figures have been repeated

Universalization of ICDS Scheme ICDS Blocks Operational (Cumulative)

% Achievement of Target
During April 2014 - December 2014

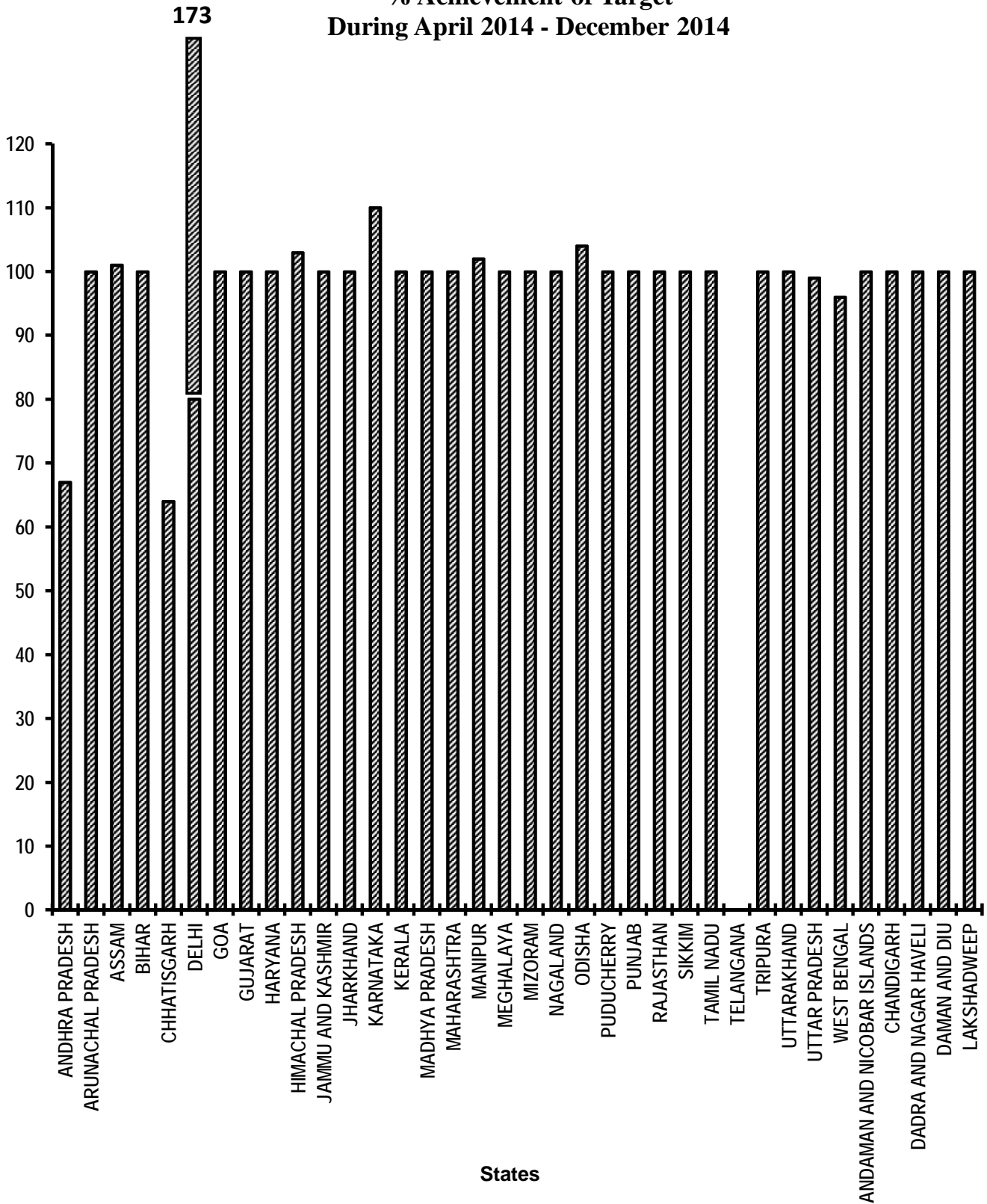


Table - 13

Functional Anganwadis
Anganwadis Functional (Cumulative)
(Unit: Number)

Sl. No.	State/UT Name	Target		Achievement		Percent
		2014-2015	April 2014-December 2014	April 2014-December 2014	Achievement till September 2014	April 2014-December 2014
(1)	(2)	(3)	(4)	(5)	(6)	(5)/(4)
1	ANDHRA PRADESH	90,922	90,922	55,556	54,953	61
2	ARUNACHAL PRADESH	6,142	6,142	6028 #	6,028	98
3	ASSAM	62,153	62,153	62,153	62,153	100
4	BIHAR	91,845	91,845	91,677	91,677	100
5	CHHATISGARH	55,372	55,372	49,909	49,730	90
6	DELHI	11,033	11,033	10,897	10,897	99
7	GOA	1,262	1,262	1,262	1,262	100
8	GUJARAT	51,334	51,334	52,097	52,097	101
9	HARYANA	25,922	25,922	25,962	25,962	100
10	HIMACHAL PRADESH	18,912	18,912	18,916	18,915	100
11	JAMMU AND KASHMIR	28,577	28,577	28,594	28,594	100
12	JHARKHAND	38,432	38,432	38365 #	38,365	100
13	KARNATAKA	64,518	64,518	64,518	64,518	100
14	KERALA	33,115	33,115	33,115	33,115	100
15	MADHYA PRADESH	91,771	91,771	91138 #	91,138	99
16	MAHARASHTRA	1,08,698	1,08,698	97,162	97,162	89
17	MANIPUR	10,826	10,826	9,805	9,805	91
18	MEGHALAYA	5,368	5,368	5,246	5,156	98
19	MIZORAM	2,122	2,122	1,980 #	1,980	93
20	NAGALAND	3,612	3,612	3,455 #	3,455	96
21	ODISHA	72,142	72,142	71,174	71,140	99
22	PUDUCHERRY	788	788	788	788	100
23	PUNJAB	26,656	26,656	26,656	26,656	100
24	RAJASTHAN	61,111	61,111	60,063	60,062	98
25	SIKKIM	1,255	1,255	1,239	1,233	99
26	TAMIL NADU	55,078	55,078	54,439	54,439	99
27	TELANGANA	-	-	35,470	35,739	-
28	TRIPURA	9,911	9,911	9,911	9,911	100
29	UTTARAKHAND	20,487	20,487	19,376	19,289	95
30	UTTAR PRADESH	1,88,075	1,88,075	1,86,570	1,75,197	99
31	WEST BENGAL	1,16,842	1,16,842	1,26,791	1,26,780	109
32	ANDAMAN AND NICOBAR ISLANDS	713	713	710 #	710	100
33	CHANDIGARH	500	500	500	500	100
34	DADRA AND NAGAR HAVELI	271	271	268	268	99
35	DAMAN AND DIU	107	107	102	102	95
36	LAKSHADWEEP	107	107	107	107	100
Grand Total		13,55,979	13,55,979	13,41,999	13,29,883	99

Very Good:(90% or above of targets)

ARUNACHAL PRADESH, ASSAM, BIHAR, CHHATISGARH, DELHI, GOA, GUJARAT, HARYANA, HIMACHAL PRADESH, JAMMU AND KASHMIR, JHARKHAND, KARNATAKA, KERALA, MADHYA PRADESH, MANIPUR, MEGHALAYA, MIZORAM, NAGALAND, ODISHA, PUDUCHERRY, PUNJAB, RAJASTHAN, SIKKIM, TAMIL NADU, TRIPURA, UTTARAKHAND, UTTAR PRADESH, WEST BENGAL, ANDAMAN AND NICOBAR ISLANDS, CHANDIGARH, DADRA AND NAGAR HAVELI, DAMAN AND DIU, LAKSHADWEEP

Good:(Between 80% to 90% targets)

MAHARASHTRA

Poor:(Below 80% of targets)

ANDHRA PRADESH

Note # Previous quarter figures have been repeated

Functional Anganwadis (Cumulative) % Achievement of Target During April 2014 - December 2014

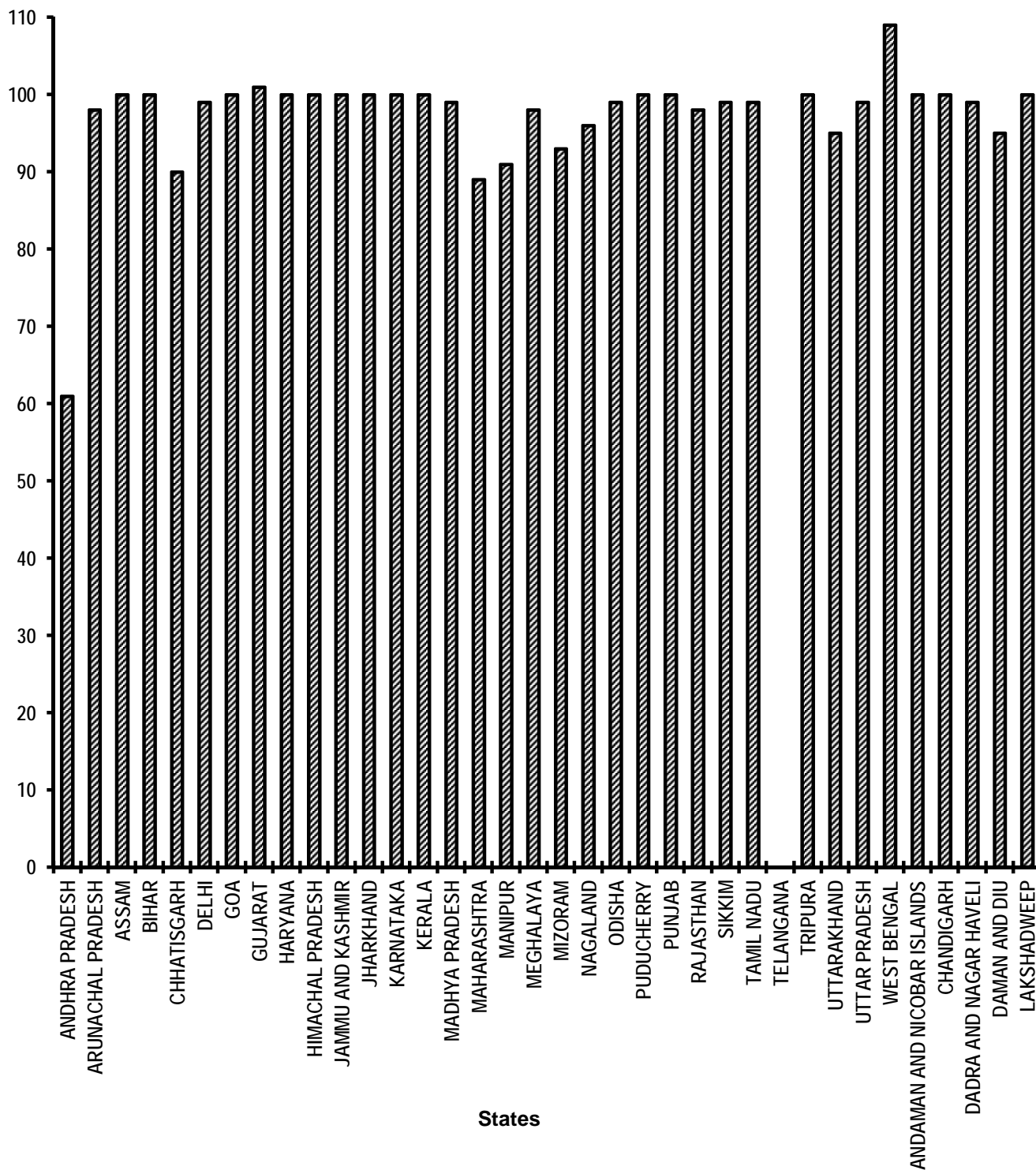


Table - 14

No. of Urban poor families assisted under Seven Point Charter
Poor Families assisted
(Unit: Number)

Sl. No.	State/UT Name	Target		Achievement		Percent Achievement
		2014-2015	April 2014-December 2014	April 2014-December 2014	Achievement till September 2014	April 2014-December 2014
(1)	(2)	(3)	(4)	(5)	(6)	(5)/(4)
1	ANDHRA PRADESH	6,060	4,545	14,328	8,921	315
2	ARUNACHAL PRADESH	392	293	0 #	0	0
3	ASSAM	1,312	982	796	236	81
4	BIHAR	8,386	6,289	0	0	0
5	CHHATISGARH	5,078	3,807	0	NR	0
6	DELHI	11,774	8,829	250	0	3
7	GOA	-	-	0	0	-
8	GUJARAT	9,760	7,318	2,08,433	1,09,453	2,848
9	HARYANA	442	331	1,750	1,743	529
10	HIMACHAL PRADESH	524	392	0	0	0
11	JAMMU AND KASHMIR	822	615	0	0	0
12	JHARKHAND	2,310	1,731	NR	NR	0
13	KARNATAKA	1,472	1,103	1,244	860	113
14	KERALA	2,157	1,617	3,189	1,755	197
15	MADHYA PRADESH	6,398	4,797	NR	NR	0
16	MAHARASHTRA	16,760	12,569	16,161	10,555	129
17	MANIPUR	203	152	0	0	0
18	MEGHALAYA	468	351	531	531	151
19	MIZORAM	153	114	NR	NR	0
20	NAGALAND	629	470	0 #	0	0
21	ODISHA	1,436	1,076	1,705	798	158
22	PUDUCHERRY	310	232	0	NR	0
23	PUNJAB	1,443	1,080	800	0	74
24	RAJASTHAN	10,772	8,078	6,042	3,846	75
25	SIKKIM	48	36	564	564	1,567
26	TAMIL NADU	15,309	11,481	16,304	8,444	142
27	TELANGANA	5,454	4,089	673	313	16
28	TRIPURA	63	45	0	0	0
29	UTTARAKHAND	938	702	846	606	121
30	UTTAR PRADESH	9,871	7,402	467	116	6
31	WEST BENGAL	9,413	7,058	3,76,872	1,81,380	5,340
32	ANDAMAN AND NICOBAR ISLANDS	-	-	0 #	0	-
33	CHANDIGARH	1,814	1,359	279	198	21
34	DADRA AND NAGAR HAVELI	29	20	0	0	0
35	DAMAN AND DIU	-	-	0	0	-
Grand Total		1,32,000	98,963	6,51,234	3,30,319	658

Very Good:(90% or above of targets)

ANDHRA PRADESH, GUJARAT, HARYANA, KARNATAKA, KERALA, MAHARASHTRA, MEGHALAYA, ODISHA, SIKKIM, TAMIL NADU, UTTARAKHAND, WEST BENGAL

Good:(Between 80% to 90% targets)

ASSAM

Poor:(Below 80% of targets)

ARUNACHAL PRADESH, BIHAR, CHHATISGARH, DELHI, HIMACHAL PRADESH, JAMMU AND KASHMIR, JHARKHAND, MADHYA PRADESH, MANIPUR, MIZORAM, NAGALAND, PUDUCHERRY, PUNJAB, RAJASTHAN, TELANGANA, TRIPURA, UTTAR PRADESH, CHANDIGARH, DADRA AND NAGAR HAVELI

Note # Previous quarter figures have been repeated

NR: Not reported

**No. of Urban poor families assisted
under Seven Point Charter
Poor Families Assisted
% Achievement of Target
During April 2014 - December 2014**

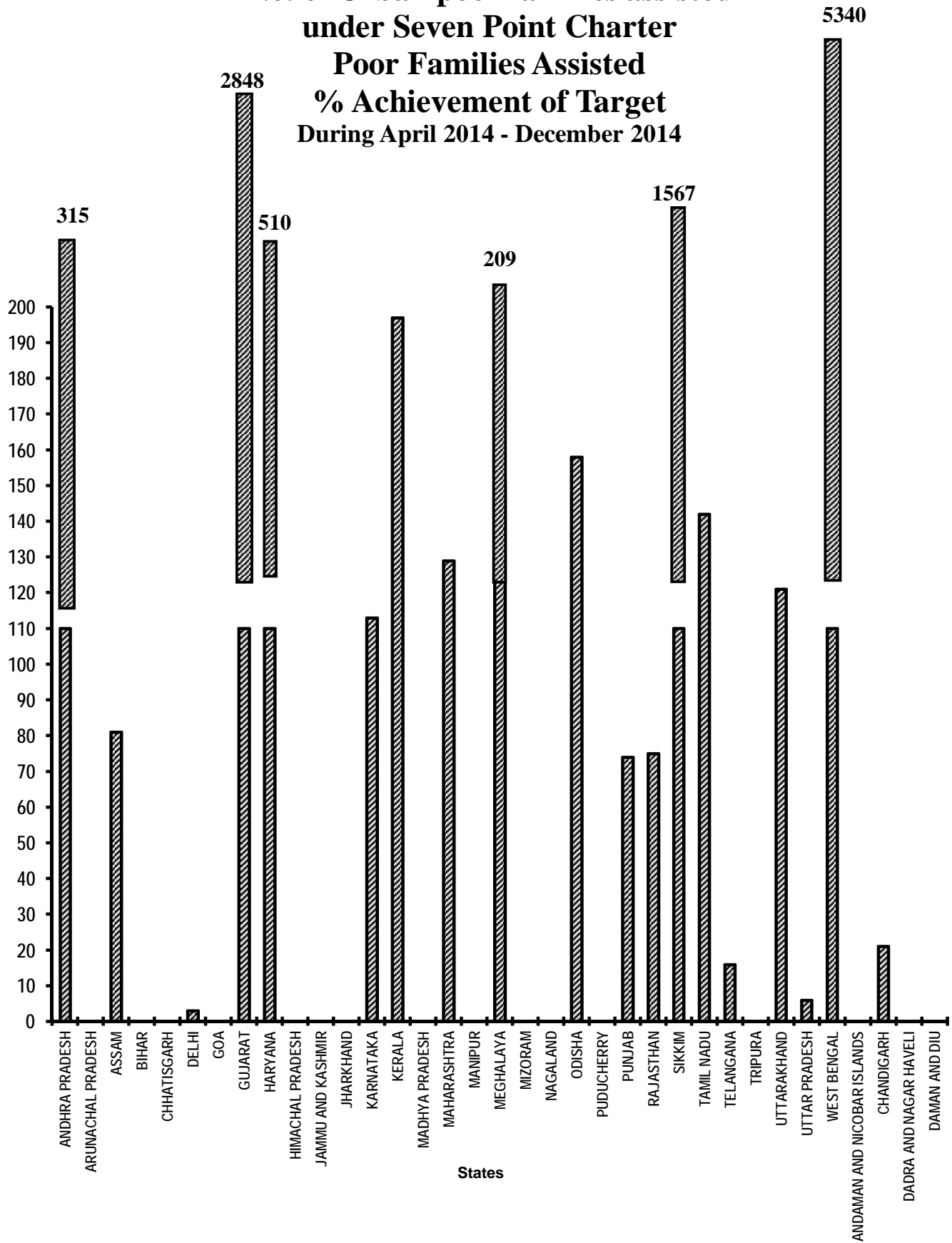


Table - 15(A)

**Afforestation (Public and Forest Lands)
Area Covered under Plantation
(Unit: Hectares)**

Sl. No.	State/UT Name	Target		Achievement		Percent
		2014-2015	April 2014- December 2014	April 2014- December 2014	Achievement till September 2014	April 2014- December 2014
(1)	(2)	(3)	(4)	(5)	(6)	(5)/(4)
1	ANDHRA PRADESH	3,99,600	2,99,700	2,07,383	1,48,729	69
2	ARUNACHAL PRADESH	5,780	4,334	42 #	42	1
3	ASSAM	4,060	3,043	0	0	0
4	BIHAR	22,800	17,100	43,713	0	256
5	CHHATISGARH	60,000	45,000	83,506	NR	186
6	DELHI	692	518	1,468	552	283
7	GOA	305	230	339	334	147
8	GUJARAT	1,45,400	1,09,049	1,31,585	52,629	121
9	HARYANA	40,000	30,001	34,335	32,926	114
10	HIMACHAL PRADESH	20,000	14,999	19,386	15,323	129
11	JAMMU AND KASHMIR	13,300	9,973	5,350	204	54
12	JHARKHAND	22,300	16,723	NR	NR	0
13	KARNATAKA	47,000	35,248	NR	49,205	149
14	KERALA	7,530	5,646	NR	472	8
15	MADHYA PRADESH	1,33,000	99,748	NR	NR	0
16	MAHARASHTRA	1,63,450	1,22,587	90,065	97,571	73
17	MANIPUR	14,380	10,783	11,547	6,755	107
18	MEGHALAYA	4,110	3,081	1,991	0	65
19	MIZORAM	5,840	4,379	NR	NR	0
20	NAGALAND	3,840	2,880	0 #	0	0
21	ODISHA	1,82,270	1,36,701	1,25,821	1,25,446	92
22	PUDUCHERRY	70	54	46	NR	85
23	PUNJAB	10,090	7,567	4,539	1,955	60
24	RAJASTHAN	53,155	39,864	68,991	65,971	173
25	SIKKIM	6,160	4,618	2,836	819	61
26	TAMIL NADU	55,071	41,301	39,855	12,729	96
27	TELANGANA	-	-	75,312	59,972	-
28	TRIPURA	20,900	15,674	16,314	15,685	104
29	UTTARAKHAND	16,000	11,998	16,553	14,875	138
30	UTTAR PRADESH	68,180	51,134	54,539	50,839	107
31	WEST BENGAL	8,130	6,096	6,346	2,250	104
32	ANDAMAN AND NICOBAR ISLANDS	1,100	824	840 #	840	102
33	CHANDIGARH	155	117	161	149	138
34	DADRA AND NAGAR HAVELI	220	163	220	220	135
35	DAMAN AND DIU	10	7	11	0	157
36	LAKSHADWEEP	25	19	0	0	0
Grand Total		15,34,923	11,51,159	10,96,027	7,56,492	95

Very Good:(90% or above of targets)

BIHAR, CHHATISGARH, DELHI, GOA, GUJARAT, HARYANA, HIMACHAL PRADESH, KARNATAKA, MANIPUR, ODISHA, RAJASTHAN, TAMIL NADU, TRIPURA, UTTARAKHAND, UTTAR PRADESH, WEST BENGAL, ANDAMAN AND NICOBAR ISLANDS, CHANDIGARH, DADRA AND NAGAR HAVELI, DAMAN AND DIU

Good:(Between 80% to 90% targets)

PUDUCHERRY

Poor:(Below 80% of targets)

ANDHRA PRADESH, ARUNACHAL PRADESH, ASSAM, JAMMU AND KASHMIR, JHARKHAND, KERALA, MADHYA PRADESH, MAHARASHTRA, MEGHALAYA, MIZORAM, NAGALAND, PUNJAB, SIKKIM, LAKSHADWEEP

Note # Previous quarter figures have been repeated

NR: Not reported

Afforestation (Public and Forest Lands)

Area Covered under Plantation

% Achievement of Target
During April 2014 - December 2014

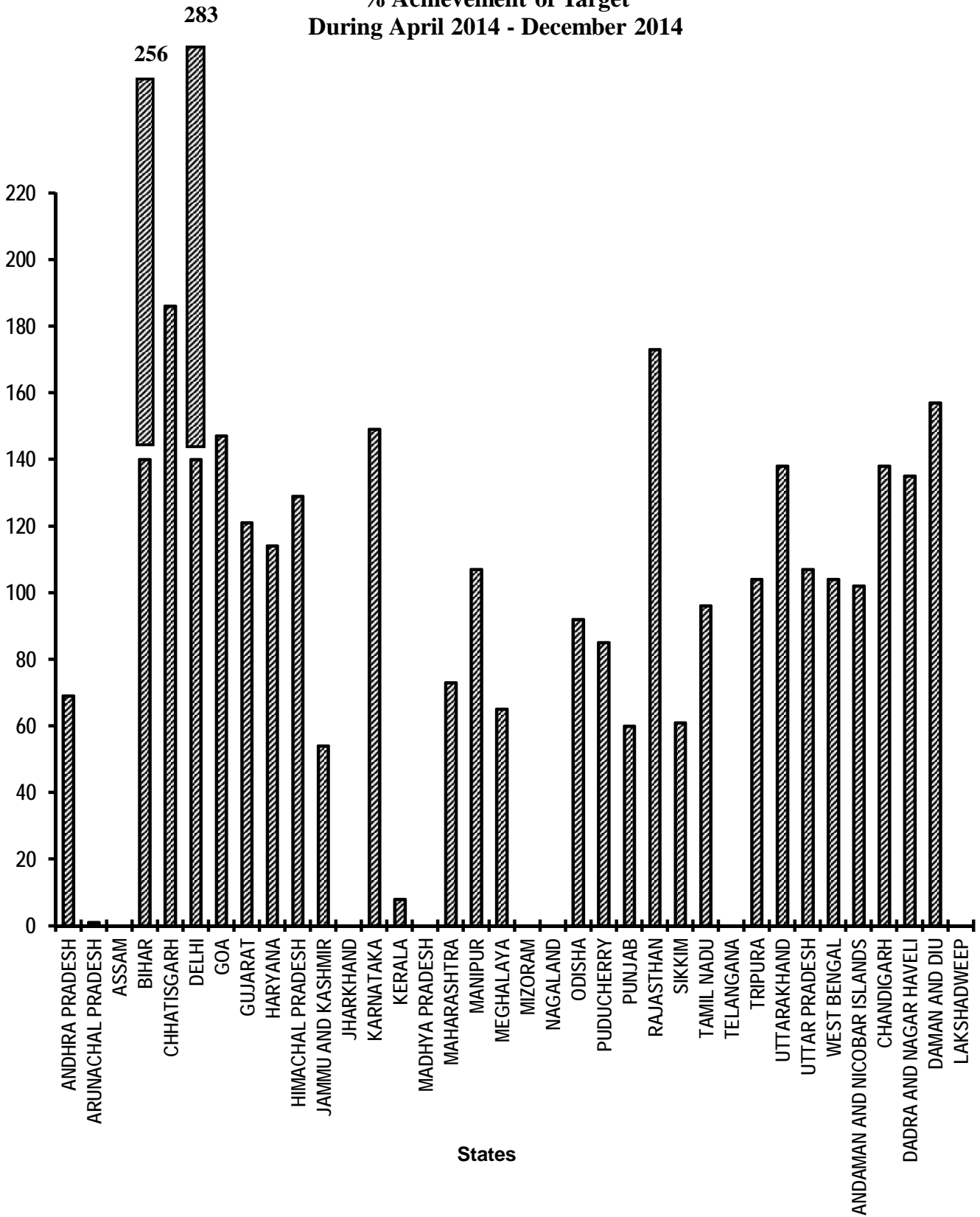


Table - 15(B)

**Afforestation (Public and Forest Lands)
Seedlings planted
(Unit: Number)**

Sl. No.	State/UT Name	Target		Achievement		Percent
		2014-2015	April 2014- December 2014	April 2014- December 2014	Achievement till September 2014	April 2014- December 2014
(1)	(2)	(3)	(4)	(5)	(6)	(5)/(4)
1	ANDHRA PRADESH	25,97,40,000	19,48,05,000	19,18,00,000	15,30,07,000	98
2	ARUNACHAL PRADESH	37,57,000	28,17,748	27200 #	27,200	1
3	ASSAM	26,39,000	19,79,252	0	0	0
4	BIHAR	1,48,20,000	1,11,15,000	2,84,13,400	0	256
5	CHHATISGARH	4,17,30,000	3,12,97,500	6,78,52,400	NR	217
6	DELHI	4,50,000	3,37,500	9,54,301	2,61,005	283
7	GOA	4,77,000	3,57,750	3,95,000	3,95,000	110
8	GUJARAT	9,45,10,000	7,08,82,498	13,55,00,000	8,23,22,000	191
9	HARYANA	3,00,00,000	2,25,00,000	2,65,00,000	2,52,96,000	118
10	HIMACHAL PRADESH	1,30,00,000	97,49,998	1,26,00,000	100	129
11	JAMMU AND KASHMIR	86,45,000	64,83,749	21,81,000	1,24,000	34
12	JHARKHAND	1,44,95,000	1,08,71,249	NR	NR	0
13	KARNATAKA	4,43,00,000	3,32,24,998	5,08,95,000	4,97,70,000	153
14	KERALA	48,95,000	36,71,249	10,53,318	10,53,318	29
15	MADHYA PRADESH	8,64,50,000	6,48,37,499	NR	NR	0
16	MAHARASHTRA	10,62,43,000	7,96,82,248	8,59,55,000	8,78,54,000	108
17	MANIPUR	93,47,000	70,10,252	92,01,557	50,81,085	131
18	MEGHALAYA	26,72,000	20,03,999	45,03,907	0	225
19	MIZORAM	37,96,000	28,46,998	NR	NR	0
20	NAGALAND	24,96,000	18,72,000	0 #	0	0
21	ODISHA	11,84,76,000	8,88,57,000	12,35,91,000	12,19,57,000	139
22	PUDUCHERRY	46,000	34,498	45,201	NR	131
23	PUNJAB	65,59,000	49,19,248	29,51,000	12,71,000	60
24	RAJASTHAN	3,45,50,000	2,59,12,498	4,43,68,000	4,14,98,200	171
25	SIKKIM	40,04,000	30,02,999	12,92,985	7,15,975	43
26	TAMIL NADU	3,57,96,000	2,68,47,000	2,59,05,708	82,73,991	96
27	TELANGANA	-	-	4,26,21,000	3,63,07,000	-
28	TRIPURA	1,35,85,000	1,01,88,748	1,06,19,000	1,01,96,000	104
29	UTTARAKHAND	1,04,00,000	77,99,999	1,70,49,000	1,57,93,000	219
30	UTTAR PRADESH	4,43,17,000	3,32,37,748	8,96,79,524	8,65,57,439	270
31	WEST BENGAL	52,85,000	39,63,749	1,00,18,200	46,25,800	253
32	ANDAMAN AND NICOBAR ISLANDS	7,00,000	5,24,998	3,74,592 #	3,74,592	71
33	CHANDIGARH	1,01,000	75,749	64,990	60,158	86
34	DADRA AND NAGAR HAVELI	1,43,000	1,07,249	3,52,200	3,52,200	328
35	DAMAN AND DIU	7,000	5,248	50,431	40,189	961
36	LAKSHADWEEP	4,50,000	3,37,500	0	0	0
Grand Total		1,01,88,81,000	76,41,60,718	98,68,14,914	73,32,13,252	129

Very Good:(90% or above of targets)

ANDHRA PRADESH, BIHAR, CHHATISGARH, DELHI, GOA, GUJARAT, HARYANA, HIMACHAL PRADESH, KARNATAKA, MAHARASHTRA, MANIPUR, MEGHALAYA, ODISHA, PUDUCHERRY, RAJASTHAN, TAMIL NADU, TRIPURA, UTTARAKHAND, UTTAR PRADESH, WEST BENGAL, DADRA AND NAGAR HAVELI, DAMAN AND DIU

Good:(Between 80% to 90% targets)

CHANDIGARH

Poor:(Below 80% of targets)

ARUNACHAL PRADESH, ASSAM, JAMMU AND KASHMIR, JHARKHAND, KERALA, MADHYA PRADESH, MIZORAM, NAGALAND, PUNJAB, SIKKIM, ANDAMAN AND NICOBAR ISLANDS, LAKSHADWEEP

Note # Previous quarter figures have been repeated

NR: Not reported

Afforestation (Public and Forest Lands)

Seedlings planted

% Achievement of Target
During April 2014 - December 2014

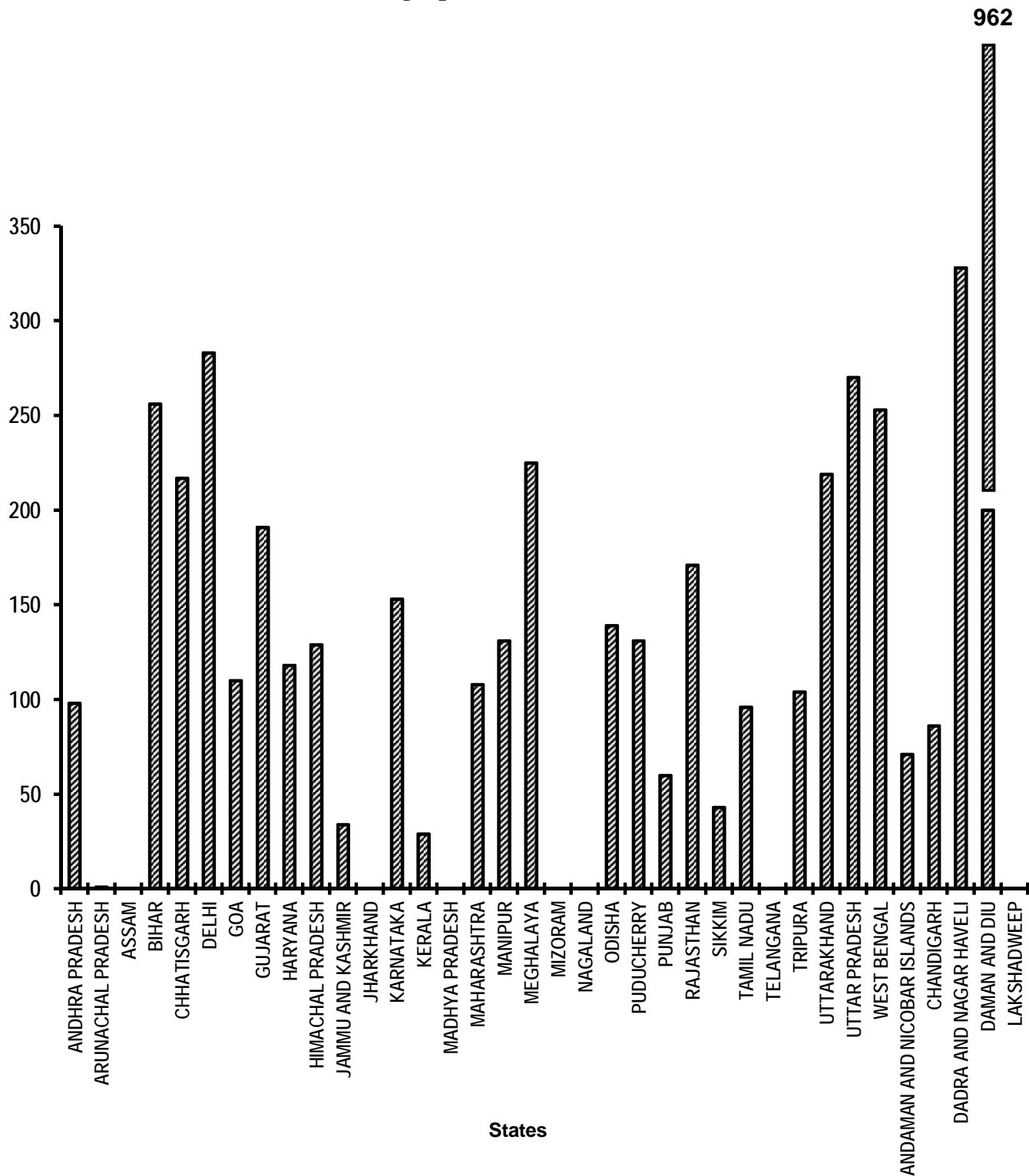


Table - 16

Rural roads - PMGSY
Length of road constructed
(Unit: Kilometer)

Sl. No.	State/UT Name	Target		Achievement		Percent Achievement
		2014-2015	April 2014-December 2014	April 2014-December 2014	Achievement till September 2014	April 2014-December 2014
(1)	(2)	(3)	(4)	(5)	(6)	(5)/(4)
1	ANDHRA PRADESH	514	257	357	275	139
2	ARUNACHAL PRADESH	450	225	433 *	231	192
3	ASSAM	720	360	606	375	168
4	BIHAR	2,900	1,450	2810 *	1,929	194
5	CHHATISGARH	620	310	1,380	1,109	445
6	GUJARAT	990	495	1,640	1,270	331
7	HARYANA	355	177	324	126	183
8	HIMACHAL PRADESH	260	130	387	137	298
9	JAMMU AND KASHMIR	750	375	680	510	181
10	JHARKHAND	703	352	1164 *	623	331
11	KARNATAKA	650	325	84	54	26
12	KERALA	348	174	167	126	96
13	MADHYA PRADESH	2,100	1,050	2961 *	2,071	282
14	MAHARASHTRA	550	275	186	107	68
15	MANIPUR	236	118	197	125	167
16	MEGHALAYA	105	53	46	28	87
17	MIZORAM	115	58	32 *	22	55
18	NAGALAND	160	80	161 *	128	201
19	ODISHA	2,400	1,200	2,327	1,375	194
20	PUNJAB	650	325	591	436	182
21	RAJASTHAN	1,550	775	2,318	1,193	299
22	SIKKIM	100	50	95	81	190
23	TAMIL NADU	379	190	1,665	1,481	876
24	TELANGANA	-	-	74	64	-
25	TRIPURA	250	125	25	7	20
26	UTTARAKHAND	625	313	537	369	172
27	UTTAR PRADESH	1,445	723	3,239	2,047	448
28	WEST BENGAL	1,850	925	1,013	417	110
Grand Total		21,775	10,890	25,499	16,716	234

Very Good:(90% or above of targets)

ANDHRA PRADESH, ARUNACHAL PRADESH, ASSAM, BIHAR, CHHATISGARH, GUJARAT, HARYANA, HIMACHAL PRADESH, JAMMU AND KASHMIR, JHARKHAND, KERALA, MADHYA PRADESH, MANIPUR, NAGALAND, ODISHA, PUNJAB, RAJASTHAN, SIKKIM, TAMIL NADU, UTTARAKHAND, UTTAR PRADESH, WEST BENGAL

Good:(Between 80% to 90% targets)

MEGHALAYA

Poor:(Below 80% of targets)

KARNATAKA, MAHARASHTRA, MIZORAM, TRIPURA

Note * Figures have been reconciled with that of MoRD

Rural Roads - PMGSY

Length of Road Constructed

% Achievement of Target

During April 2014 - December 2014

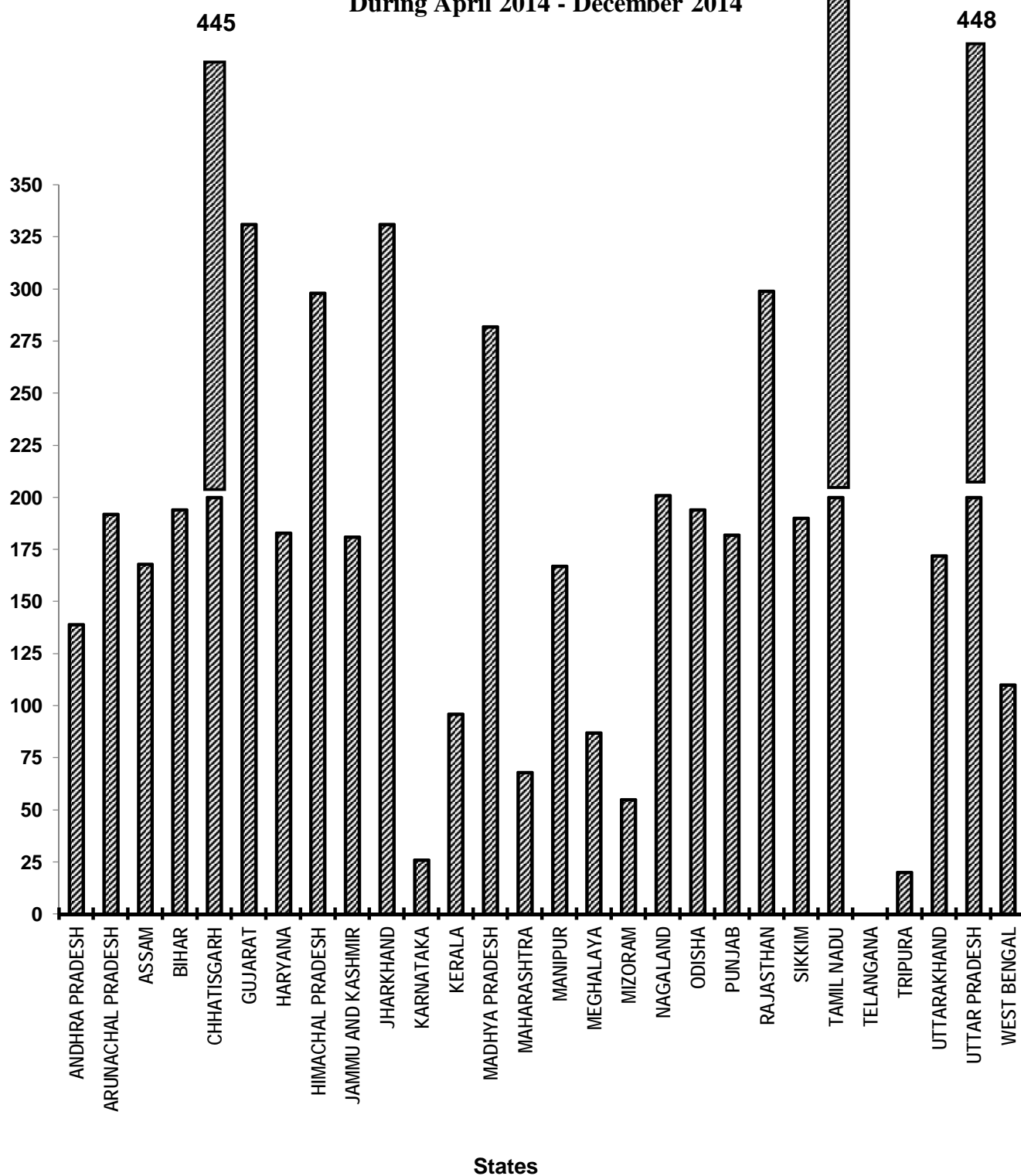


Table - 17

Deendyal Upadhyaya Gram Jyoti Yojana (DDUGJY)
Villages electrified
(Unit: Number)

Sl. No.	State/UT Name	Target		Achievement		Percent Achievement
		2014-2015	April 2014-December 2014	April 2014-December 2014	Achievement till September 2014	April 2014-December 2014
(1)	(2)	(3)	(4)	(5)	(6)	(5)/(4)
1	ARUNACHAL PRADESH	100	72	104 *	45	144
2	ASSAM	300	214	185	148	86
3	BIHAR	1,750	1,249	1080 *	166	86
4	CHHATISGARH	1,248	888	182	4	20
5	JAMMU AND KASHMIR	236	168	32 *	0	19
6	JHARKHAND	1,225	875	9 *	2	1
7	KARNATAKA	257	183	267 *	0	146
8	KERALA	603	430	338 *	0	79
9	MADHYA PRADESH	5,940	4,238	2839 *	30	67
10	MAHARASHTRA	889	634	265 *	0	42
11	MANIPUR	140	100	60 *	0	60
12	MEGHALAYA	130	92	37	22	40
13	MIZORAM	90	64	213 *	2	333
14	NAGALAND	50	35	3 *	0	9
15	ODISHA	756	539	7	5	1
16	RAJASTHAN	475	339	56	9	17
17	TAMIL NADU	547	390	0	0	0
18	UTTAR PRADESH	100	71	291 *	286	410
19	WEST BENGAL	164	116	72 *	0	62
Grand Total		15,000	10,697	6,040	719	56

Very Good:(90% or above of targets)

ARUNACHAL PRADESH, KARNATAKA, MIZORAM, UTTAR PRADESH

Good:(Between 80% to 90% targets)

ASSAM, BIHAR

Poor:(Below 80% of targets)

CHHATISGARH, JAMMU AND KASHMIR, JHARKHAND, KERALA, MADHYA PRADESH, MAHARASHTRA, MANIPUR, MEGHALAYA, NAGALAND, ODISHA, RAJASTHAN, TAMIL NADU, WEST BENGAL

Note * Figures have been reconciled with that of M/o Power

**Deendayal Upadhyaya
Gram Jyoti Yojana-DDUGJY
Villages electrified
% Achievement of Target
During April 2014 - December 2014**

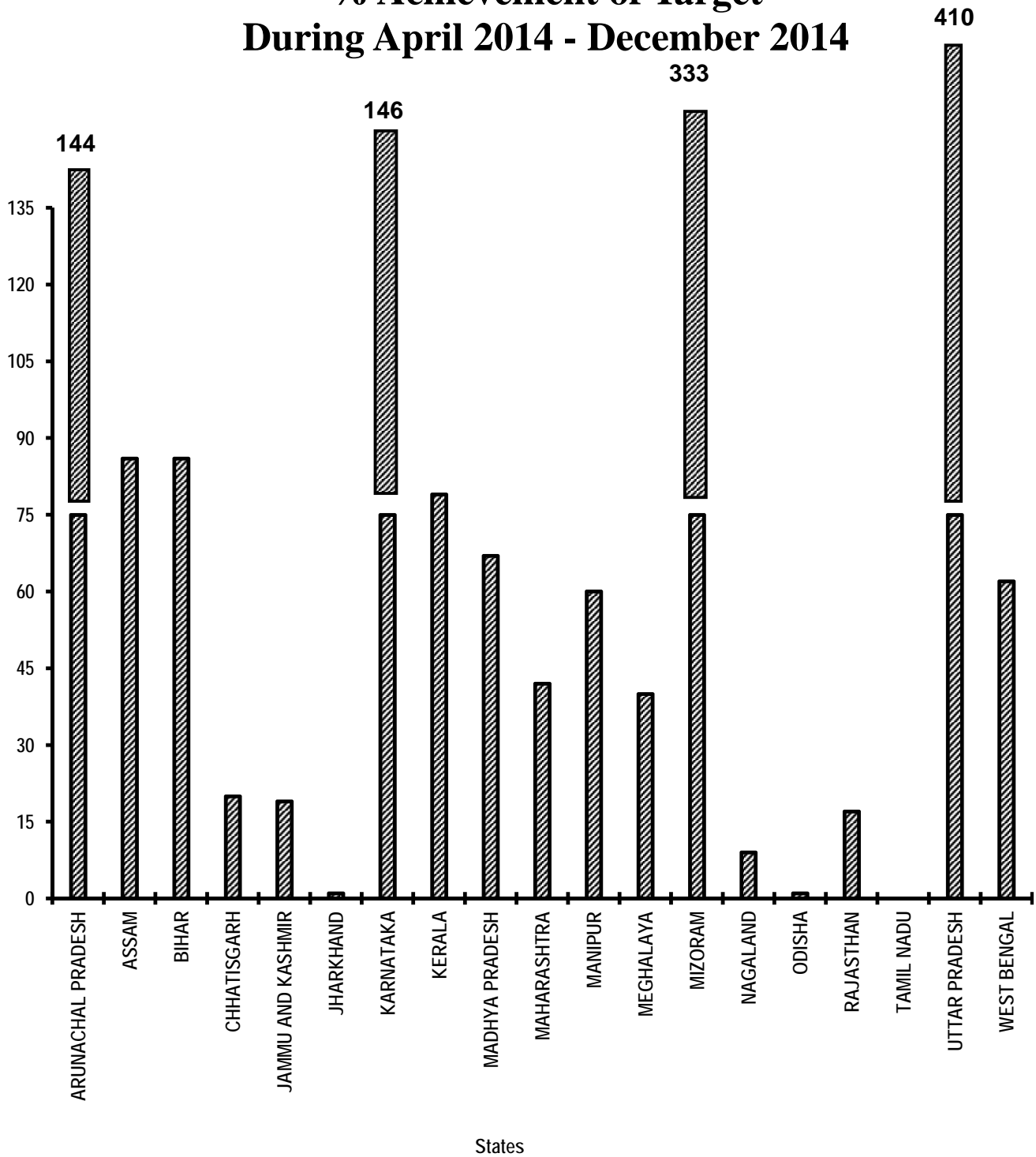


Table - 18

**Energising pump sets
Pumps sets energized
(Unit: Number)**

Sl. No.	State/UT Name	Target		Achievement		Percent Achievement
		2014-2015	April 2014- December 2014	April 2014- December 2014	Achievement till September 2014	April 2014- December 2014
(1)	(2)	(3)	(4)	(5)	(6)	(5)/(4)
1	ANDHRA PRADESH	50,000	37,500	27,907	25,378	74
2	BIHAR	2,764	2,073	6,332	6,332	305
3	CHHATISGARH	21,000	12,900	12,808	NR	99
4	GOA	200	140	144	94	103
5	GUJARAT	56,000	41,999	62,221	34,963	148
6	HARYANA	19,000	14,250	17,903	13,485	126
7	HIMACHAL PRADESH	1,215	909	1,510	970	166
8	JHARKHAND	22,000	16,500	NR	NR	0
9	KARNATAKA	38,602	28,951	61,754	23,262	213
10	KERALA	12,000	9,000	6,611	4,359	73
11	MADHYA PRADESH	17,237	12,926	NR	NR	0
12	ODISHA	1,190	892	3,447	1,845	386
13	PUDUCHERRY	25	18	31	NR	172
14	PUNJAB	55,000	26,248	10,574	10,574	40
15	RAJASTHAN	30,000	22,500	31,670	10,924	141
16	TAMIL NADU	12,000	9,000	5,124	3,056	57
17	TELANGANA	-	-	40,647	23,552	-
18	UTTARAKHAND	700	523	609	411	116
19	UTTAR PRADESH	22,058	16,543	13,816	10,207	84
20	WEST BENGAL	422	315	2,062	1,419	655
21	DADRA AND NAGAR HAVELI	20	12	0	0	0
22	DAMAN AND DIU	25	18	37	18	206
<i>Grand Total</i>		3,61,458	2,53,217	3,05,207	1,70,849	121

Very Good:(90% or above of targets)

BIHAR, CHHATISGARH, GOA, GUJARAT, HARYANA, HIMACHAL PRADESH, KARNATAKA, ODISHA, PUDUCHERRY, RAJASTHAN, UTTARAKHAND, WEST BENGAL, DAMAN AND DIU

Good:(Between 80% to 90% targets)

UTTAR PRADESH

Poor:(Below 80% of targets)

ANDHRA PRADESH, JHARKHAND, KERALA, MADHYA PRADESH, PUNJAB, TAMIL NADU, DADRA AND NAGAR HAVELI

Note NR: Not reported

Energising Pump sets

Pumps sets energized

% Achievement of Target
During April 2014 - December 2014

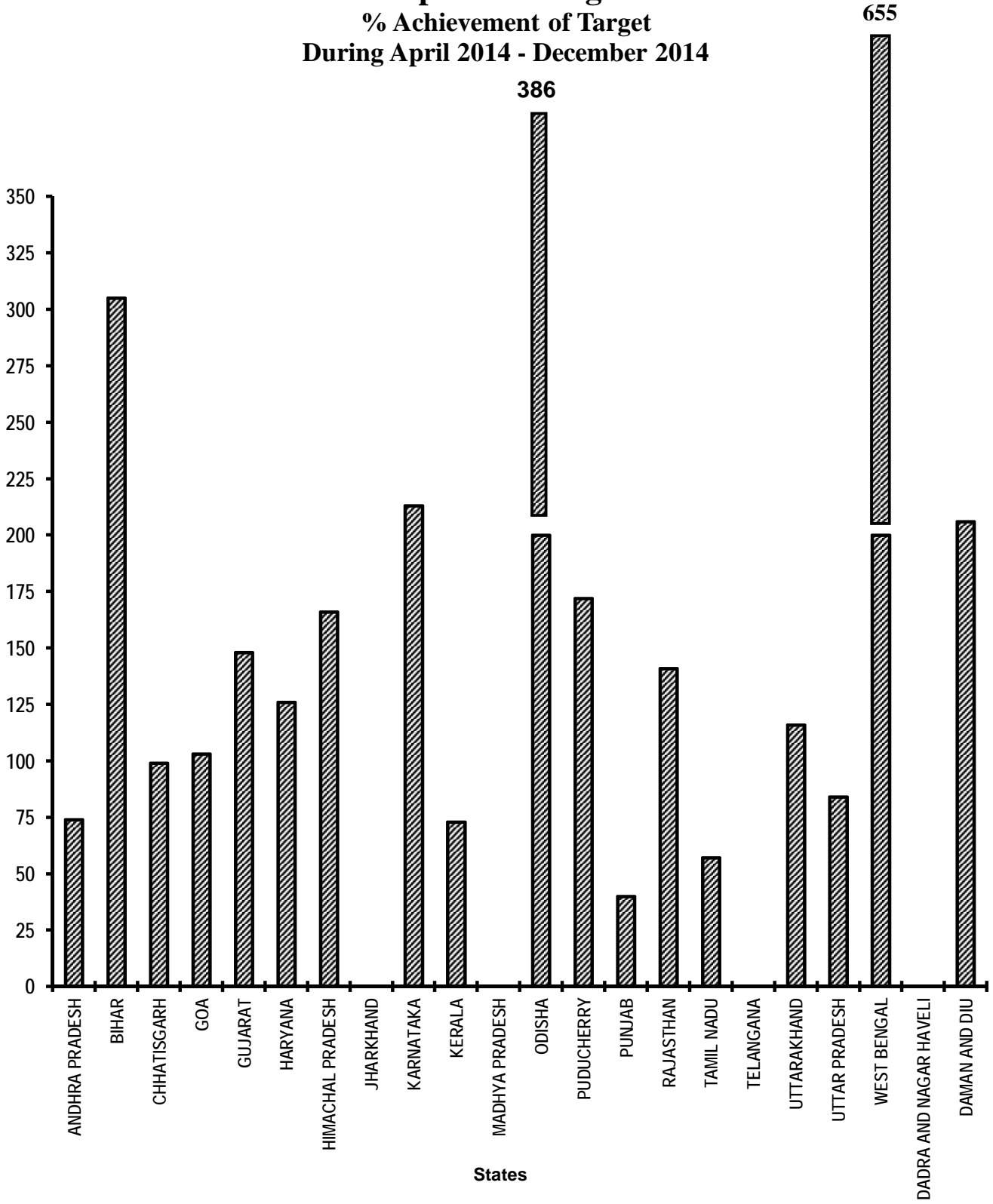


Table - 19

Supply of Electricity

Sl. No.	State/UT Name	Electricity demanded	Electricity supplied	Achievement till September 2014	Shortage observed	Percentage of Electricity Supplied
		(Million Units) April 2014- December 2014	(Million Units) April 2014- December 2014		(Million Units) April 2014- December 2014	
(1)	(2)	(3)	(4)	(5)	(6)	(7)
1	ANDHRA PRADESH	46,453	43,583	31,851	2,870	94
2	ARUNACHAL PRADESH	521	459	295	62	88
3	ASSAM	6,599	6,054	4,040	545	92
4	BIHAR	14,218	13,809	8,631	409	97
5	CHHATISGARH	15,871	15,679	10,452	192	99
6	DELHI	23,516	23,403	17,390	113	100
7	GOA	3,039	3,003	2,088	36	99
8	GUJARAT	72,944	72,920	47,642	24	100
9	HARYANA	36,999	36,820	26,212	179	100
10	HIMACHAL PRADESH	6,657	6,587	4,436	70	99
11	JAMMU AND KASHMIR	11,941	9,556	6,035	2,385	80
12	JHARKHAND	5,756	5,607	3,675	149	97
13	KARNATAKA	45,580	43,307	28,921	2,273	95
14	KERALA	16,703	16,418	10,882	285	98
15	MADHYA PRADESH	40,834	40,542	25,565	292	99
16	MAHARASHTRA	1,04,045	1,02,534	66,779	1,511	99
17	MANIPUR	520	500	303	20	96
18	MEGHALAYA	1,393	1,175	747	218	84
19	MIZORAM	341	317	203	24	93
20	NAGALAND	501	478	296	23	95
21	ODISHA	20,343	19,979	13,635	364	98
22	PUDUCHERRY	1,838	1,812	1,262	26	99
23	PUNJAB	40,248	39,765	30,141	483	99
24	RAJASTHAN	49,433	49,026	31,243	407	99
25	SIKKIM	301	301	195	0	100
26	TAMIL NADU	71,782	69,564	48,820	2,218	97
27	TELANGANA	30,472	28,073	16,012	2,399	92
28	TRIPURA	956	803	546	153	84
29	UTTARAKHAND	9,384	9,073	6,197	311	97
30	UTTAR PRADESH	80,459	67,273	46,532	13,186	84
31	WEST BENGAL	36,491	36,290	25,592	201	99
32	ANDAMAN AND NICOBAR ISLANDS	180	135	90	45	75
33	CHANDIGARH	1,291	1,291	958	0	100
34	DADRA AND NAGAR HAVELI	4,052	4,050	2,695	2	100
35	DAMAN AND DIU	1,592	1,592	1,076	0	100
36	LAKSHADWEEP	36	36	24	0	100
Grand Total		8,03,289	7,71,814	5,21,461	31,475	96

Very Good:(90% or above of targets)

ANDHRA PRADESH, ASSAM, BIHAR, CHHATISGARH, DELHI, GOA, GUJARAT, HARYANA, HIMACHAL PRADESH, JHARKHAND, KARNATAKA, KERALA, MADHYA PRADESH, MAHARASHTRA, MANIPUR, MIZORAM, NAGALAND, ODISHA, PUDUCHERRY, PUNJAB, RAJASTHAN, SIKKIM, TAMIL NADU, TELANGANA, UTTARAKHAND, WEST BENGAL, CHANDIGARH, DADRA AND NAGAR HAVELI, DAMAN AND DIU, LAKSHADWEEP

Good:(Between 80% to 90% targets)

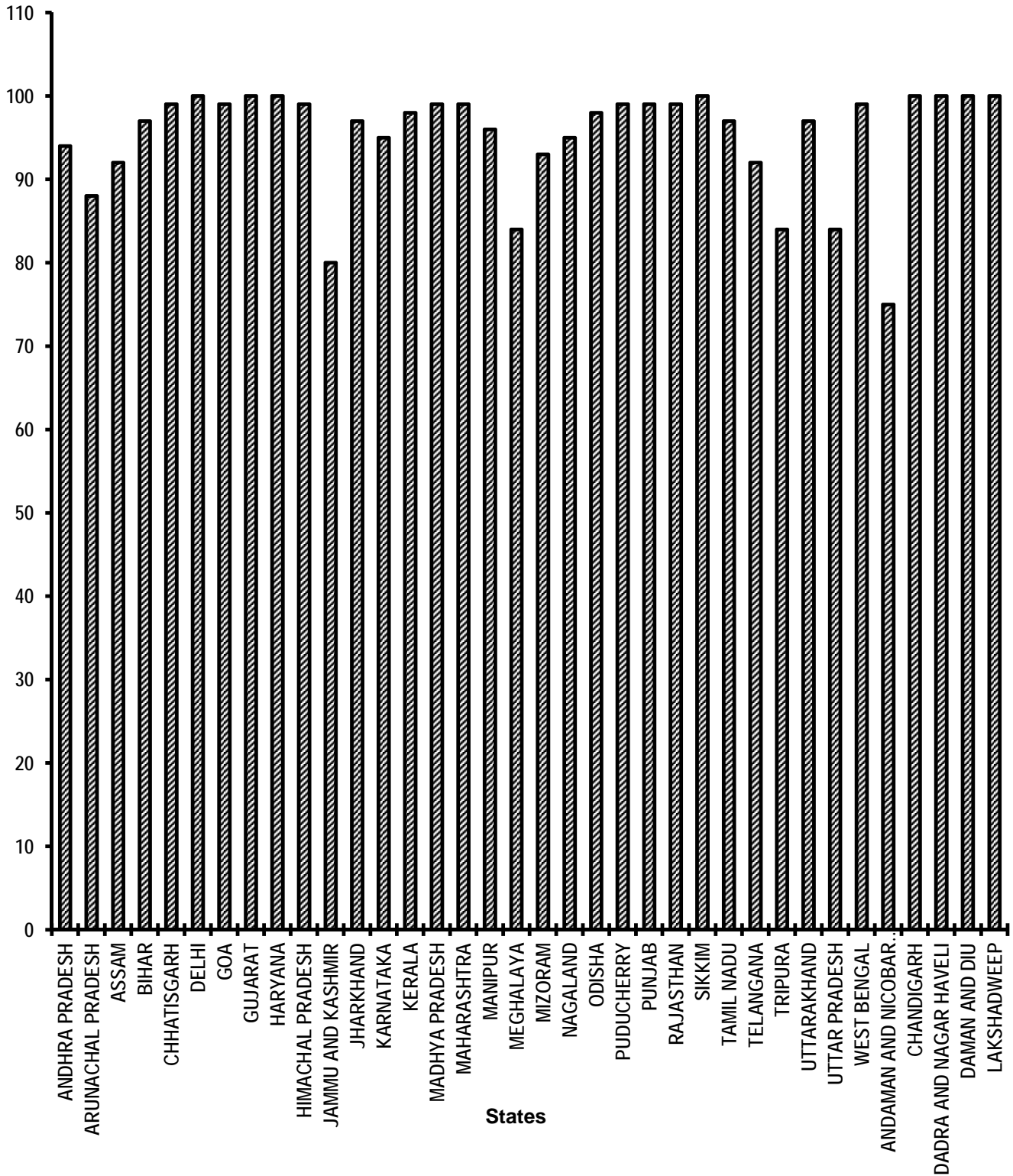
ARUNACHAL PRADESH, JAMMU AND KASHMIR, MEGHALAYA, TRIPURA, UTTAR PRADESH

Poor:(Below 80% of targets)

ANDAMAN AND NICOBAR ISLANDS

Supply of Electricity

Electricity supplied % Achievement of Target During April 2014 - December 2014



Twenty Point Programme – 2006

List of Twenty Points

1. Garibi Hatao [Poverty Eradication]
2. Jan Shakti [Power to People]
3. Kisan Mitra [Support to Farmers]
4. Shramik Kalyan [Labour Welfare]
5. Khadya Suraksha [Food Security]
6. Subke Liye Aawas [Housing for All]
7. Shudh Peya Jal [Clean Drinking Water]
8. Jan Jan Ka Swasthya [Health for All]
9. Sabke Liye Shiksha [Education for All]
10. Anusuchit Jaati, Jan Jaati, Alp-sankhyak evam Anya Pichhra Varg Kalyan [Welfare of Scheduled Castes, Scheduled Tribes, Minorities and OBCs]
11. Mahila Kalyan [Women Welfare]
12. Bal Kalyan [Child Welfare]
13. Yuva Vikas [Youth Development]
14. Basti Sudhar [Improvement of Slums]
15. Paryavaran Sanrakshan evam Van Vridhi [Environment Protection and Afforestation]
16. Samajik Suraksha [Social Security]
17. Grameen Sadak [Rural Roads]
18. Grameen Oorja [Energization of Rural Area]
19. Pichhara Kshetra Vikas [Development of Backward Areas]
20. e- Shasan [IT enabled e-Governance]

LIST OF ITEMS COVERED UNDER (TPP) - 2006

Point No.	Item No.	Name of the Points/Items
I.		Garibi Hatao [Poverty Eradication]
		Rural Areas
	1.	Employment generation under the <i>Mahatma Gandhi National Rural Employment Guarantee Act (MGNREGA)</i>
	2.	National Rural Livelihood Mission (NRLM)
	3.	Rural Business Hubs in Partnership with Panchayats
	4.	Self Help Groups
		Urban Areas
	5.	Swaranjayanti Shehari Rojgar Yojana
II.		Jan Shakti (Power to People)
	6.	Local Self Government (Panchayati Raj and Urban Local Bodies) - Activity Mapping for devolution of functions - Budget Flow of Funds - Assignment of Functionaries
	7.	Quick and Inexpensive Justice – Gram Nyayalayas and Nyaya Panchayats.
	8.	District Planning Committees.
III.		Kisan Mitra [Support to Farmers]
	9.	Water shed development
	10.	Marketing and infrastructural support to farmers
	11.	Irrigation facilities (including minor and micro irrigation) for agriculture
	12.	Credit to farmers
	13.	Distribution of waste land to the landless
IV.		Shramik Kalyan [Labour Welfare]
	14.	Social Security for Agricultural and Unorganised Labour
	15.	Minimum Wages Enforcement (including Farm Labour)
	16.	Prevention of Child Labour
	17.	Welfare of Women Labour
V.		Khadya Suraksha [Food Security]
	18.	Food Security: (i) Targeted Public Distribution System (TPDS)/ National Food Security Act (NFSA) (ii) Antyodaya Anna Yojana, (iii) Establishing Grain banks in chronically food scarcity areas
VI.		Subke Liye Aawas [Housing for All]
	19	Rural Housing - Indira Awaas Yojana
	20.	EWS/LIG Houses in Urban Areas

Contd.....

Point No.	Item No.	Name of the Points/Items
VII.		Shudh Peya Jal [Clean Drinking Water]
	21.	Rural Areas. - National Rural Drinking Water Programme-(<i>NRDWP</i>)
	22.	Urban Areas: - Accelerated Urban Water Supply Programme
VIII.		Jan Jan Ka Swasthya [Health for All]
	23.	Control and prevention of major diseases: (a) HIV/AIDS (b) TB (c) Malaria (d) Leprosy (e) Blindness
	24.	National Rural Health Mission
	25.	Immunisation of Children
	26.	Sanitation Programme in - Rural Areas - Urban areas
	27.	Institutional Delivery
	28.	Prevention of Female Foeticide
	29.	Supplementary nutrition for Mothers and Children
	30.	Two Child norms
IX.		Sabke Liye Shiksha [Education for All]
	31.	Sarv Shiksha Abhiyan - Compulsory Elementary Education
	32.	Mid Day Meal Scheme
X.		Anusuchit Jaati, Jan Jaati, Alp-sankhyak evam Anya Pichhra Varg Kalyan [Welfare of Scheduled Castes, Scheduled Tribes, Minorities and OBCs]
	33.	SC Families assisted (a) SC families assisted under SCA to SCSP & NSFDC (b) SC students assisted under post matric scholarship
	34.	Rehabilitation of Scavengers
	35.	ST Families assisted
	36.	Rights of Forest dwellers – Owners of minor forest produce
	37.	Particularly Vulnerable Tribal Groups (PTGs)
	38.	No alienation of Tribal lands
	39.	Implementation of Panchayats (Extension to Scheduled Areas) Act [PESA]
	40.	Welfare of minorities
	41.	Professional education among all minority communities
	42.	Reservation of OBCs in - Education - Employment
XI.		Mahila Kalyan [Women Welfare]
	43.	Financial Assistance for Women Welfare
	44.	Improved participation of women in (a) Panchayats (b) Municipalities (c) State Legislatures (d) Parliament

Contd.....

Point No.	Item No.	Name of the Points/Items
XII.		(Child Welfare)
	45.	Universalisation of ICDS Scheme
	46.	Functional Anganwadis
XIII.		[Youth Development]
	47.	Sports for all in Rural and Urban areas
	48.	Rashtriya Sadbhavana Yojana
	49.	National Service Scheme (NSS)
XIV.		Basti Sudhar [Improvement of Slums]
	50.	Number of Urban poor families assisted under seven point charter viz. land tenure, housing at affordable cost, water, sanitation, health, education, and social security.
XV.		Paryavaran Sanrakshan evam Van Vridhi [Environment Protection and Afforestation]
	51.	Afforestation (a) Area Covered under Plantation on - Public and Forest Lands <u>(b) Number of Seedlings planted on -Public and Forest Lands</u>
	52.	Prevention of pollution of Rivers and water bodies
	53.	Solid and liquid waste management in - Rural Areas - Urban Areas
XVI.		Samajik Suraksha [Social Security]
	54.	Rehabilitation of handicapped and orphans.
	55.	Welfare of the aged
XVII.		Grameen Sadak [Rural Roads]
	56.	Rural Roads - PMGSY
XVIII.		Grameen Oorja [Energization of Rural Area]
	57.	Bio-diesel Production
	58.	Deendayal Upadhyaya Gram Jyoti Yojana
	59.	Renewable Energy
	60.	Energising Pump sets
	61.	Supply of Electricity
	62.	Supply of Kerosene and LPG
XIX.		Pichhara Kshetra Vikas [Development of Backward Areas]
	63.	Backward Regions Grants Fund (<i>BRGF</i>)
XX.		e- Shasan [IT enabled e-Governance]
	64.	Central and State Governments
	65.	Panchayats and Municipalities

Twenty Point Programme – 2006 Quarterly Monitored Items

1. Employment Generation under *Mahatma Gandhi National Rural Employment Guarantee Scheme (MGNREGA)*
2. **National Rural Livelihood Mission (NRLM)**
 - (i) Number of SHGs promoted (new and revived) during the financial year
 - (ii) Number of SHGs provided Revolving Fund (RF) during the financial year
 - (iii) Number of SHGs provided Community Investment Fund (CIF) during the financial year
3. Distribution of Waste land to landless
4. Minimum Wages Enforcement (including Farm Labour)
5. **Food Security:**
 - (i) Targeted Public Distribution System (TPDS) for AAY, APL & BPL,
 - (ii) TPDS for Antyodaya Anna Yojana (AAY) only
 - (iii) TPDS for Below Poverty Line (BPL) only
 - (iv) National Food Security Act (NFSA) for Normal
 - (v) National Food Security Act (NFSA) for Tide over
6. Rural Housing for Indira Awaas Yojana (IAY)
7. EWS/LIG Houses in Urban Areas
8. **Rural Areas-** National Rural Drinking Water Programme- (NRDWP)
 - (i) Coverage of Habitations (Partially Covered & Slipped back)- (NRDWP)
 - (ii) Coverage of water quality affected habitations – (NRDWP)
9. Sanitation Programme in Rural Areas
10. Institutional Delivery

11. **SC Families assisted**
 - (i) SC Families assisted under SCA to SCSP and NSFDC
 - (ii) SC Students assisted under post-matric scholarship scheme.
12. Universalisation of ICDS Scheme
13. Functional Anganwadis
14. Number of Urban Poor Families assisted under Seven Point Charter viz. land tenure, housing at affordable cost, water, sanitation, health, education, and social security.
15. *Afforestation:*
 - (a) Area covered under Plantation on - Public and Forest Lands
 - (b) Number of Seedlings planted on -Public and Forest Lands
16. Rural Roads constructed under Prime Minister Grameen Sadak Yojana (PMGSY)
17. Village electrified under Deendayal Upadhyaya Gram Jyoti Yojana (DDUGJY)
18. Energising Pump sets
19. Supply of Electricity

Annexure-4

STATUS OF RECEIPT OF TARGETS FOR QUARTERLY MONITORED ITEMS UNDER TPP-2006

Item No.	Name of the item	Parameter	Parameters/ indicators	Whether State-wise targets fixed by the concerned Administrative Ministries	Whether targets have been received	Nodal Ministry
1	Employment Generation under Mahatma Gandhi National Rural Employment Guarantee Scheme	-	(i) No. of job card issued (ii) Employment generated (iii) Wages given	Non-targetable indicator *	-	Ministry of Rural Development
2	National Rural Livelihood Mission (NRLM)	1 2 3	(i) Number of SHGs promoted (new and revived) during the financial year (ii) Number of SHGs provided Revolving Fund (RF) during the financial year (iii) Number of SHGs provided Community Investment Fund (CIF) during the financial year	Targets fixed & received from Administrative Ministry Targets fixed & received from Administrative Ministry Targets fixed & received from Administrative Ministry	Yes Yes Yes	Ministry of Rural Development
3	Distribution of Waste land to the landless	-	Waste Land distributed (i) Total (ii) SC (iii)ST (iv) Others	Non-targetable indicator *	-	-do-
4	Minimum Wages Enforcement (including Farm Labour)	-	(a)Agriculture and Farm workers (i) Inspections made (ii) Irregularities detected (iii) Irregularities rectified (iv) Claims filed (v) claims settled (vi) Prosecution cases pending (vii) Prosecution cases filed (viii) Prosecution cases decided (b) others	Non-targetable indicator *	-	Ministry of Labour & Employment

Item No.	Name of the item	Parameter	Parameters/ indicators	Whether State-wise targets fixed by the concerned Administrative Ministries	Whether targets have been received	Nodal Ministry
5	Food Security: (i) Targeted Public Distribution System (AAY+APL+BPL) (ii) Antyodaya Anna Yojana (AAY) (iii) Below Poverty Line (BPL) (iv) National Food Security Act (NFSA) (Normal) (v) National Food Security Act (NFSA) (Tide over)	5	Allocation of Food Grains to States/UTs	Targets fixed & received from Administrative Ministry	Yes	Ministry of Consumer Affairs, Food & Public Distribution
		5	Allocation of Food Grains to States/UTs	-do-	Yes	-do-
		6	Allocation of Food Grains to States/UTs	-do-	Yes	-do-
		7	Allocation of Food Grains to States/UTs	-do-	Yes	-do-
		8	Allocation of Food Grains to States/UTs	-do-	Yes	-do-
6	Rural Housing - Indira Awaas Yojana (IAY)	9	Houses constructed	Targets fixed & received from Administrative Ministry.	Yes	Ministry of Rural Development
7	EWS/LIG Houses in Urban Areas	10	Houses constructed	Targets not received from Administrative Ministry. Previous year targets have been adopted.	No	M/o Housing and Urban Poverty Alleviation
8	Rural Areas - National Rural Drinking Water Programme -(NRDWP)	11	(i) Coverage of Habitations (Partially Covered & Slipped back)- (NRDWP)	Targets fixed & received from Administrative Ministry.	Yes	Ministry of Drinking Water and Sanitation
		12	(ii) Coverage of water quality affected habitations – (NRDWP)	-do-	Yes	-do-
9	Sanitation Programme in Rural Areas	-	Individual Household latrines constructed	Non-targetable indicator *	-	Ministry of Drinking Water and Sanitation
10	Institutional Delivery	-	Delivery in Institutions	Non-targetable indicator *	-	Ministry of Health & Family Welfare

Item No.	Name of the item	Parameter	Parameters/ indicators	Whether State-wise targets fixed by the concerned Administrative Ministries	Whether targets have been received	Nodal Ministry
11	SC Families Assisted	13	(i) SC Families assisted under SCA to SCSP & NSFDC (ii) SC Students assisted under Post Matric Scholarship	Targets for item (i) only have been received from Administrative Ministry. Non-targetable indicator *	Yes -	M/o Social Justice and Empowerment
12	Universalisation of ICDS Scheme	14	ICDS Blocks Operational (Cumulative)	Targets fixed & received from Administrative Ministry	Yes	Ministry of Women and Child Development
13	Functional Anganwadis	15	Anganwadis Functional (cumulative)	Targets fixed & received from Administrative Ministry	Yes	Ministry of Women and Child Development
14	Number of Urban poor families assisted under seven point charter viz. land tenure, housing at affordable cost, water, sanitation, health, education, and social security.	16	Poor Families assisted	Targets not received from Administrative Ministry. Previous year targets have been adopted.	No	M/o Housing and Urban Poverty Alleviation
15	Afforestation: (a) Area Covered under Plantation on - Public and Forest Lands (b) Number of Seedlings planted on -Public and Forest Lands	17	(a) Area Covered under Plantation on - Public and Forest Lands	Targets fixed & received from Administrative Ministry	Yes	Ministry of Environment and Forest
		18	(b)Number of Seedlings	Targets fixed & received from Administrative Ministry	Yes	do
16	Rural Roads – PMGSY	19	Length of Road constructed	Targets not received from Administrative Ministry. Previous year targets have been adopted.	No	Ministry of Rural Development
17	Village electrified under Deendayal Upadhyaya Gram Jyoti Yojana (DDUGJY)	20	Villages electrified	Targets fixed & received from Administrative Ministry	Yes	Ministry of Power

Item No.	Name of the item	Parameter	Parameters/ indicators	Whether State-wise targets fixed by the concerned Administrative Ministries	Whether targets have been received	Nodal Ministry
18	Energising Pump sets	21	Pumpsets Energised	Administrative Ministry has suggested the States/UTs to fix their own targets.	Except Chhatisgarh , Goa, Gujarat, Haryana and Tamil Nadu none of the States have provided the targets so far. Previous year targets have been repeated.	-do-
19	Supply of Electricity	22	Electricity demanded	Targets fixed & received from Administrative Ministry	Yes	-do-

** The items where Administrative Ministries have not fixed State-wise targets, are not monitored for performance analysis. These items are normally demand driven and are accordingly monitored for actual achievements only.*

Twenty Point Programme – 2006 Items/Parameters identified for appraisal

For the purpose of quarterly appraisal, the performance of States under TPP-2006 is evaluated on the following 22 Parameters, contained in 14 Items and as per State/UT wise targets fixed by the Central Administrative Ministries.

Items	Para- meters	Description of Item
1		National Rural Livelihood Mission (NRLM)
	1	(i) Number of SHGs promoted (new and revived) during the financial year
	2	(ii) Number of SHGs provided Revolving Fund (RF) during the financial year
	3	(iii) Number of SHGs provided Community Investment Fund (CIF) during the financial year
2	-	<i>Food Security:</i>
	4	(i) Targeted Public Distribution System (TPDS) for AAY,APL&BPL,
	5	(ii) TPDS for Antyodaya Anna Yojana (AAY) only
	6	(iii) TPDS for Below Poverty Line (BPL) only
	7	(iv) National Food Security Act (NFSA) (Normal)
	8	(v) National Food Security Act (NFSA) (Tide over)
3	9	Rural Housing under Indira Awaas Yojana (IAY)
4	10	EWS/LIG Houses in Urban Areas
5	-	Rural Areas: National Rural Drinking Water Programme - (NRDWP)
	11	(i) Coverage of Habitations (Partially Covered & Slipped back)- (NRDWP)
	12	(ii) Coverage of Water Quality Affected Habitations – (NRDWP)
6	-	SC Families assisted
	13	(i) SC families assisted under SCA to SCSP & NSFDC
7	14	Universalisation of ICDS Scheme
8	15	Functional Anganwadis

9	16	Number of urban poor families assisted under Seven Point Charter viz. land tenure, housing at affordable cost, water, sanitation, health, education, and social security.
10	-	<i>Afforestation:</i>
	17	(i) Area covered under Plantation on- Public and Forest Lands
	18	(ii) Number of Seedlings planted on- Public and Forest Lands
11	19	Rural Roads constructed under Prime Minister Grameen Sadak Yojana (PMGSY)
12	20	Village electrified under Deendayal Upadhyaya Gram Jyoti Yojana (DDUGJY)
13	21	Energising Pump sets
14	22	Supply of Electricity

List of items where the concerned schemes are yet to be operationalised

(i) **Quick and inexpensive justice–Gram Nyayalayas and Nyaya Panchayats¹**: Ministry of Panchayati Raj is consulting Central Ministries and States/UT Governments regarding draft bill on Nyaya Panchayats.

(ii) **Sports for all in Rural and Urban Areas²** : The scheme titled “Nagar Palika Yuva Krida Aur Khel Abhiyan” for the development of sports infrastructure in urban areas is yet to be approved.

1. when operationalise it will be monitored under Point No. 2 *Jan Shakti (Power to People)* (Item 6)
2. when operationalise it will be monitored under Point No 13 *Yuva Vikas (Youth Development)* (Item 47)

ABBREVIATIONS USED

AAY	Antyodaya Anna Yojana
NRDWP	National Rural Drinking Water Programme
DDRS	Deen Dayal Rehabilitation Scheme
EWS	Economically Weaker Section
IAY	Indira Awaas Yojana
ICDS	Integrated Child Development Scheme
LIG	Low Income Group
MWE	Minimum Wages Enforcement
NC	Not Covered
NREGS	National Rural Employment Guarantee Scheme
PC	Partially Covered
PMGSY	Prime Minister Grameen Sadak Yojana
SC	Scheduled Caste
DDUGJY	Deendayal Upadhyaya Gram Jyoti Yojana
SGRY	Sampoorna Grameen Rojgar Yojana
NRLM	National Rural Livelihood Mission
SHG	Self Help Groups
ST	Scheduled Tribe
TPDS	Targeted Public Distribution system
NFSA	National Food Security Act