

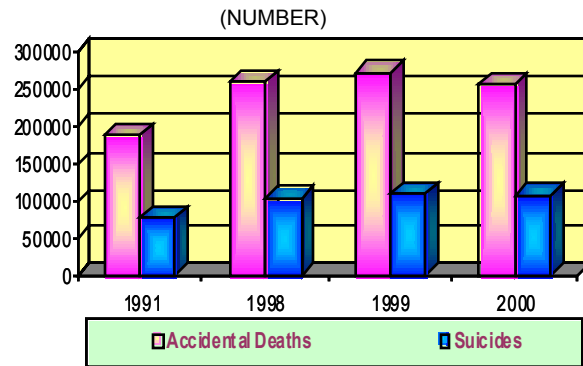
XXII. ACCIDENTAL DEATHS AND SUICIDE

TABLE 22.1 NUMBER OF ACCIDENTAL DEATHS BY CAUSE

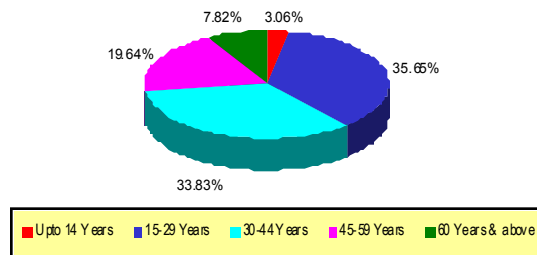
Causes of accident:	1991	1998	1999	2000
A. Natural Cause:	4447	22762	27506	17366
Cold and Exposur	593	651	761	762
Cyclone/Tornad	138	1283	3958	115
Starvation/Thirs	-	299	472	587
Earthquake/Landslic	589	430	432	265
Epidemi	-	161	174	102
Flood	735	958	740	1863
Heat Strok	679	1016	628	534
Lightning	1713	1891	1621	1472
Torrential rains	-	411	398	150
Other Natural Cause	-	15662	18322	11516
B. Un-natural Causes	183556	235647	244411	238517
Air Crash	15	13	36	72
Collapse of structur	2006	2412	2386	2233
Drowning	23693	23041	21457	21996
Electrocution	2933	5304	5671	5663
Explosion	606	511	697	725
Falls	3650	6201	6613	7087
Factory/Machine Acciden	539	642	667	625
Fire	22306	25898	28400	25467
Fire-arms	3169	2917	2303	2634
Sudden death	-	13509	12937	13924
Killed by animal	1108	730	692	669
Mines or quarry disaste	519	426	446	467
Poisoning	19738	24262	25734	23398
Stamped	-	19	20	50
Suffocatio	296	628	838	981
Traffic accident	61010	93996	99547	98038
Other cause	118	17839	19058	19448
Causes not know	41850	17299	16918	15043
Total(A+B)	188003	258409	271918	255883

**Source: National Crime Records Bureau
Ministry of Home**

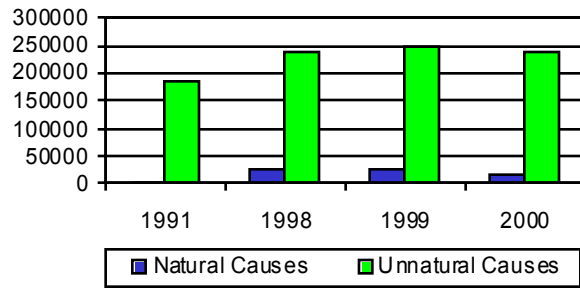
ACCIDENTAL DEATHS AND SUICIDES



SUICIDES BY AGE GROUP-2000



ACCIDENTAL DEATHS



XXII. ACCIDENTAL DEATHS AND SUICIDE

TABLE 22.2 NUMBER OF SUICIDE¹

Item	1991	1998	1999	2000
A. By Sex:	78450	104713	110587	108593
Male	46324	61686	65488	66032
Female	32126	43027	45099	42561
B. By Age-group(1)	78450	104713	110587	108593
Below 14 year	9638	3262	3575	3324
15-29 year	34440	39366	40710	38711
30-44 year	24075	35181	37826	36739
45-59 years	10297	19361	20552	21326
60 years & above	(2)	7543	7924	8493
C. By Causes of Suicide	78450	104713	110587	108593
Bankruptcy or sudden change in Eco. statu	907	2352	2580	2669
Illness	11371	22071	588	22784
Death of dear persc	1784	950	736	925
Dowry disput	1360	2517	2572	2446
Drug abuse/addictio	-	1124	1257	1397
Failure in Examinatic	1380	2351	2279	2320
Fall in social reputatio	419	1328	1251	866
Family problem	9909	20044	22817	23038
Love affair	3242	3668	3718	3189
Poverty	1947	3457	2919	2743
Property disput	1474	1754	1988	1911
Unemploymer	1299	1745	2199	2600
Causes not know	13104	21069	21596	20758
Other Cause:	30254	20283	44087	20947

**Source: National Crime Records Bureau
Ministry of Home**

(1) Data for the year 1991 relate to Age-group below 18, 18-29, 30-50 and 50 years & respectively

(2) This includes the age of 50 years & above as mentioned in the note (1) :

